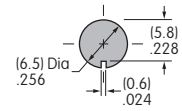
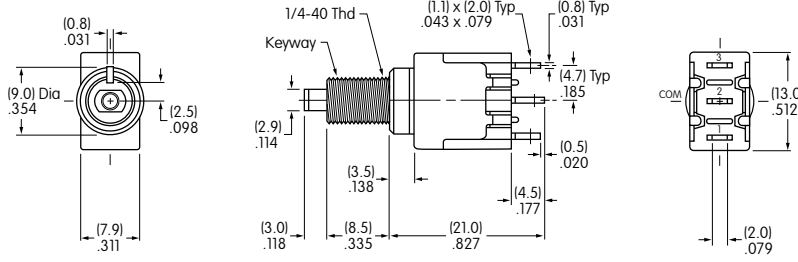


MB2011VA001

Bushing Mount • Single Pole • Solder Lug

Dimensions in mm/inch

PANEL CUTOUT



Panel Thickness:
.134" (3.4mm) Maximum

BASE SWITCH

SPLASHPROOF BOOT

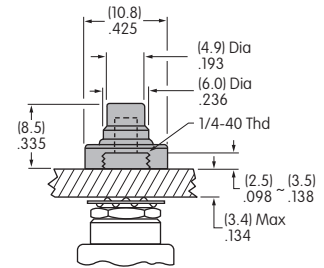
AT4041H
Splashproof Boot



Color: Black
Material: Silicone rubber
Operating life:
100,000 operations
Sealing: IP65 rated

Installation Instructions

1. Insert switch bushing from back of panel into the cutout hole and adjust height of bushing above the panel to a minimum of .098" (2.5mm) and a maximum of .138" (3.5mm).
2. Screw the boot onto the bushing. Tighten the hexagon nut on the back of panel to complete.



Boot is accompanied by a threaded adaptor which extends the length of the plunger.

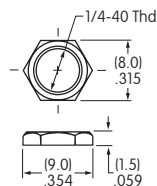
Part Number
MB2011SS1W01/CUL

STANDARD HARDWARE

AT513H Hexagon Nut

1 included with each switch

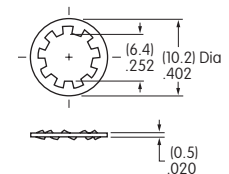
Material:
Brass with Nickel plating



AT509 Lockwasher

1 included with each switch

Material:
Steel with Zinc/Chromate



POLES & CIRCUITS

Pole	Model	Plunger Position () = Momentary		Connected Terminals		Throw & Switch Schematics
		Normal	Down	Normal	Down	
SP	MB2011	ON	(ON)	2-3	2-1	Note: Terminal numbers are not actually on the switch.

CONTACT MATERIALS & RATINGS

Silver over Silver

Power Level

6A @ 125V AC & 3A @ 250V AC

Base Switch Specifications

Electrical Capacity (Resistive Load)

Power Level (silver): 6A @ 125V AC & 3A @ 250V AC


Other Ratings

Contact Resistance:	10 milliohms maximum
Insulation Resistance:	1,000 megohms minimum @ 500V DC
Dielectric Strength:	1,000V AC minimum between contacts for 1 minute minimum; 1,500V AC minimum between contacts & case for 1 minute minimum
Mechanical Life:	100,000 operations minimum
Electrical Life:	25,000 operations minimum
Nominal Operating Force:	9.32N
Contact Timing:	Slow make, slow break
Plunger Travel:	Pretravel .028" (0.71mm) Overtravel .043" (1.09mm) Total Travel .071" (1.80mm)

Materials & Finishes

Plunger:	Brass with nickel plating
Bushing:	Brass with nickel plating
Frame:	Stainless steel
Case:	Diallyl phthalate resin (UL94V-0)
Movable Contactor:	Phosphor bronze with silver plating
Movable Contacts:	Silver alloy
Stationary Contacts:	Silver with silver plating
Terminals:	Copper or brass with silver plating

Environmental Data

Operating Temperature Range:	-30°C through +85°C (-22°F through +185°F)
Humidity:	90 ~ 95% humidity for 96 hours @ 40°C (104°F)
Vibration:	10 ~ 55Hz with peak-to-peak amplitude of 1.5mm traversing the frequency range and returning in 1 minute; 3 right angled directions for 2 hours
Shock:	50G (490m/s ²) acceleration (tested in 6 right angled directions, with 5 shocks in each direction)
RoHS Compliant:	

Installation

Mounting Torque:	0.7Nm (6.0 lb·in)
Soldering Time & Temperature:	Manual Soldering: 390°C for 4 seconds maximum, 2 cycles
Process Seal:	These devices are not process sealed. Hand clean locally using alcohol based solution.

Standards & Certifications

Flammability Standards:	UL94V-0 case
UL:	File No. E44145 "/CUL" at end of part number for UL recognized switch. Models recognized at 6A @ 125V AC or 3A @ 250V AC.

X-ON Electronics

Largest Supplier of Electrical and Electronic Components

Click to view similar products for [Pushbutton Switches](#) category:

Click to view products by [NKK Switches](#) manufacturer:

Other Similar products are found below :

[8940K2012](#) [LW1L-M1C10V-A](#) [LW1L-M1C70-A](#) [LW2L-A1C20M-GD](#) [LW2L-M1C20M-A](#) [60324L](#) [M22-D-R-GB0/K11](#) [M7E-HRN2](#)
[67021K512](#) [67081K512X](#) [701PB580](#) [7190K101](#) [7199K101](#) [810K12910](#) [810KSV30B](#) [MML21EA2ADK](#) [MML21KA3ABK](#)
[MML23KA3AC05K-001](#) [MML23KW3AA01W](#) [8418K2](#) [8442K3](#) [8450K1](#) [860K11911T01A](#) [861901](#) [861K11911T01A07](#)
[861K13810T00A14](#) [861K13911](#) [8646AB6X718UL](#) [8646ABUL](#) [9001KXRK](#) [907AYY100](#) [PMHD155A1](#) [9533CD4+U574+U4922](#) [95-](#)
[414.000](#) [99-450.837](#) [99-453.837](#) [PV3H2B0NN-341](#) [1203MRA](#) [A22NZBGANGA](#) [A22NZBMMNGA](#) [A22NZBNANGA](#) [A22NZMPATRA](#)
[A2PMA1X03EC56](#) [A3A-5123-02](#) [A3A-7140](#) [A3A-7310](#) [A3A-7340](#) [A3U-TMW-A2C-5M](#) [A595](#) [12037A2ULCSA](#)