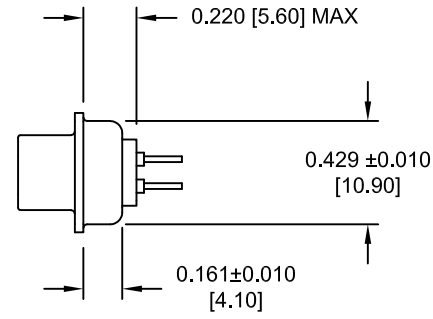
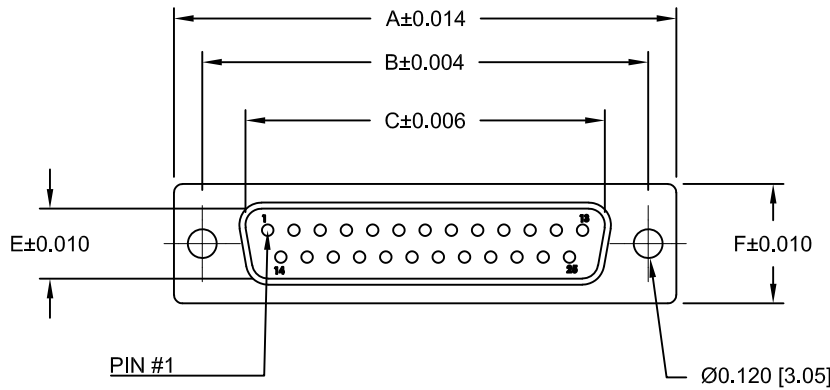
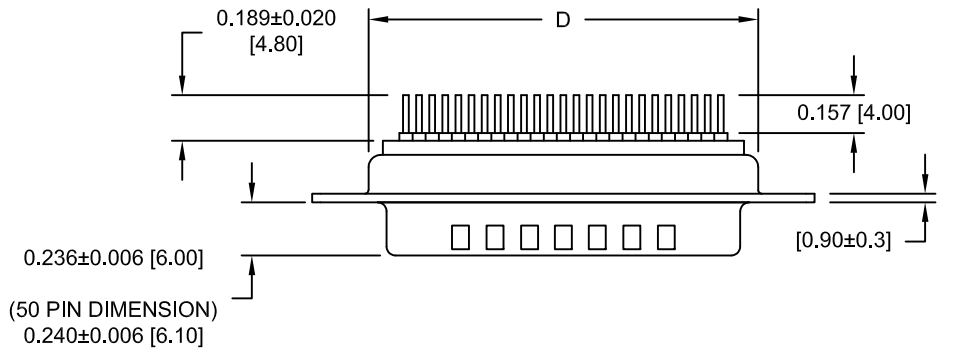


DISCRIPTION: MALE // DIP SOLDER // STAMPED



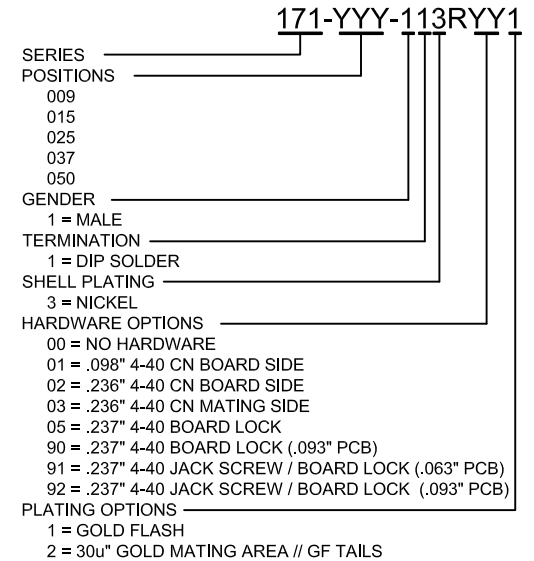
SPECIFICATIONS:

MATERIALS:

SHELL: STEEL, NICKEL PLATED
 INSULATOR: UL 94V-0 RATED PA6T
 CONTACT: BRASS WITH GOLD PLATING
 RoHS COMPLIANT

ELECTRICALS:

CURRENT RATING: 5 AMPS
 CONTACT RESISTANCE: 15 mOHMS MAX
 INSULATOR RESISTANCE: 1000 MOHMS MIN
 VOLTAGE: 500V AC FOR 1 MINUTE
 TEMPERATURE: -55°C TO +125°C



DIMENSIONS (in/mm)						
POS.	A	B	C	D	E	F
9	1.213	0.984	0.666	0.756	0.329	0.496
	30.80	24.99	16.92	19.20	8.36	12.60
15	1.541	1.312	0.994	1.091	0.329	0.496
	39.15	33.32	25.25	27.70	8.36	12.60
25	2.087	1.853	1.534	1.618	0.329	0.496
	53.00	47.04	38.96	41.10	8.36	12.60
37	2.728	2.500	2.181	2.256	0.329	0.496
	69.30	63.50	55.42	57.30	8.36	12.60
50	2.638	2.406	2.079	2.169	0.436	0.602
	67.00	61.00	52.80	55.10	11.07	15.30

UNITS = inch [mm]

DO NOT SCALE FROM DRAWING

RoHS COMPLIANT

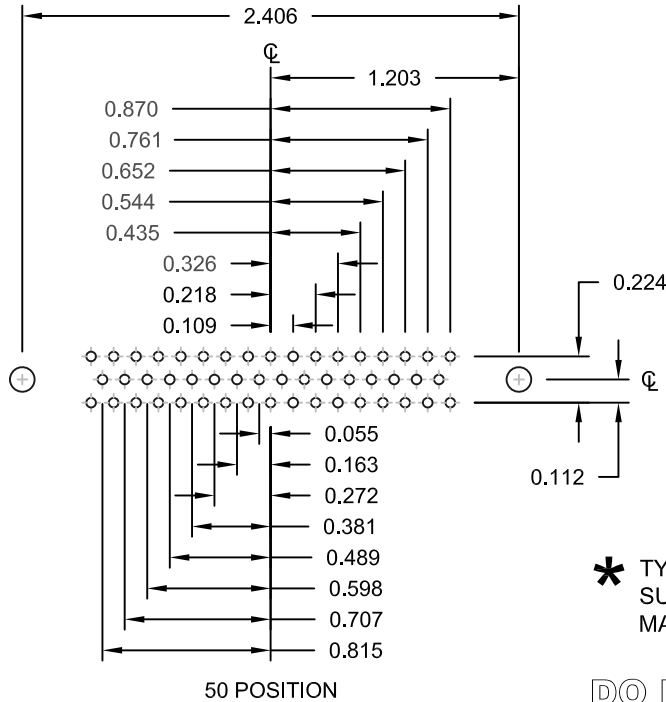
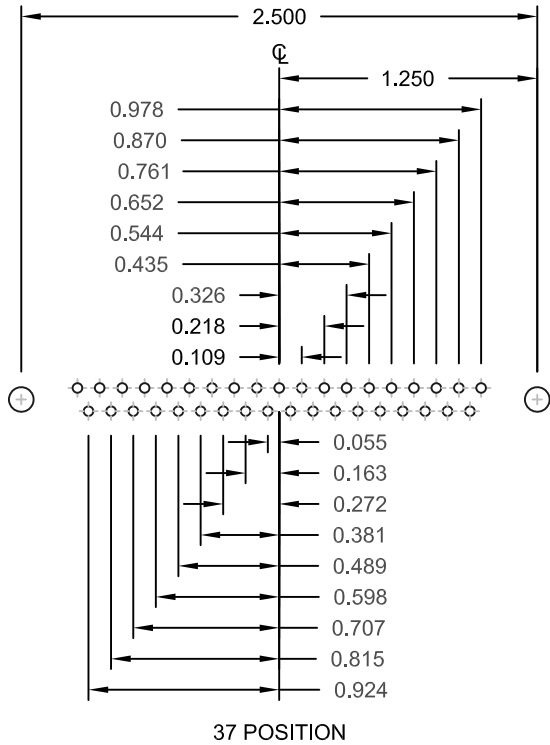
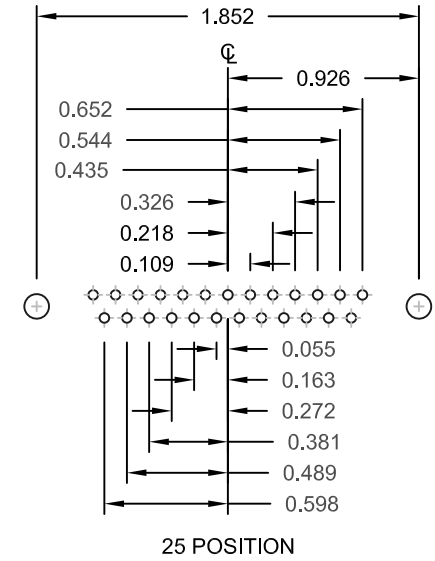
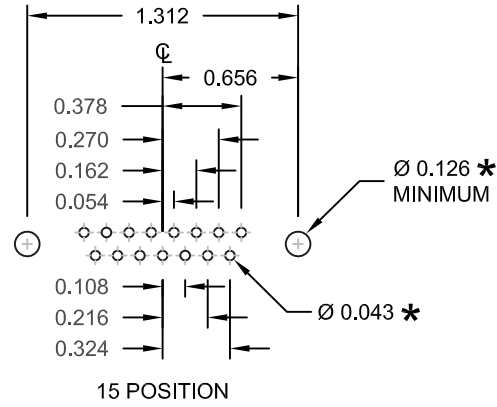
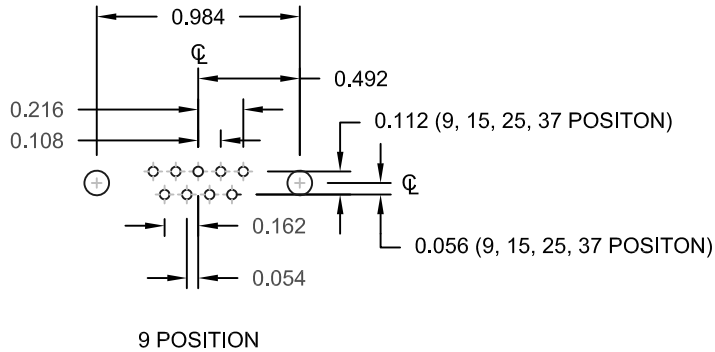


THESE DRAWINGS AND SPECIFICATIONS ARE THE PROPERTY OF NorComp AND SHALL NOT BE REPRODUCED, COPIED OR USED AS THE BASIS FOR THE MANUFACTURE OF SALE OF APPARATUS WITHOUT WRITTEN PERMISSION.

NorComp

DRAWN: PAM JENKINS		DATE: 9-12-05	
SCALE: NTS	SHEET 1	OF 3	REV 17
DWG NO. 171-YYY-113RYY1			

DESCRIPTION: PCB LAYOUT



UNITS = inch

* TYP. SUGGESTED SIZE MAY NOT BE SUITABLE FOR ALL APPLICATIONS

DO NOT SCALE FROM DRAWING



THESE DRAWINGS AND SPECIFICATIONS ARE THE PROPERTY OF NorComp AND SHALL NOT BE REPRODUCED, COPIED OR USED AS THE BASIS FOR THE MANUFACTURE OF SALE OF APPARATUS WITHOUT WRITTEN PERMISSION.

DRAWN: PAM JENKINS

DATE: 9-12-05

NorComp

SCALE: NTS

SHEET 2 OF 3

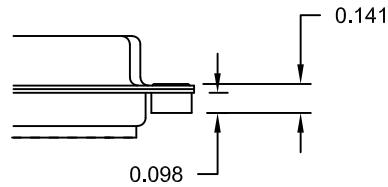
REV 17

DWG NO. 171-YYY-113RYY1

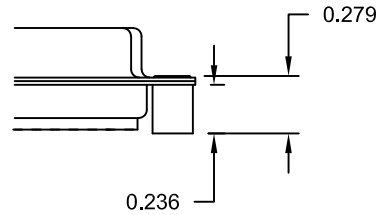
DESCRIPTION: CLINCH NUT HARDWARE

ALL CLINCH-NUTS ARE 4-40 INTERNAL THREADS

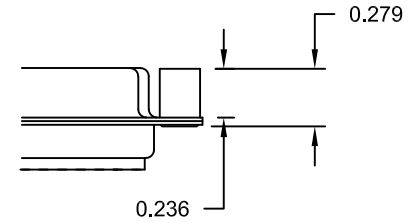
01X 0.098" (BOARD SIDE)



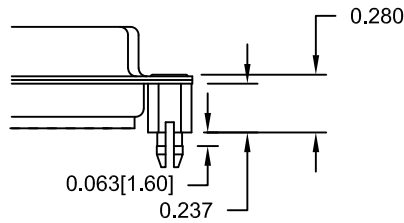
02X 0.236" (BOARD SIDE)



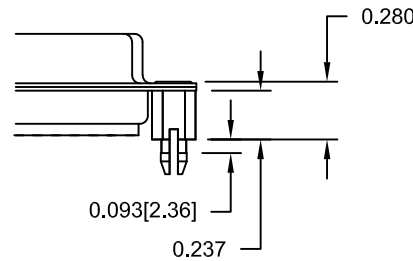
03X..... 0.236" (MATING SIDE)



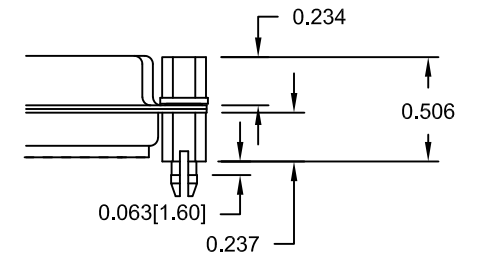
05X 0.237" (BOARD SIDE)



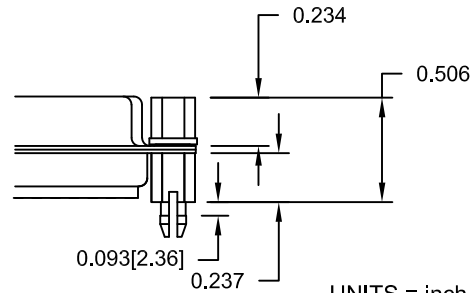
90X 0.237" (BOARD SIDE)



91X 0.237" (BOARD SIDE)



92X 0.237" (BOARD SIDE)



NOTE: 4-40 FEMALE SCREW LOCK IS REMOVABLE

TOLERANCE:
ALL DIMENSIONS ARE ± 0.010

UNITS = inch [mm] DO NOT SCALE FROM DRAWING

RoHS COMPLIANT



THESE DRAWINGS AND SPECIFICATIONS ARE THE PROPERTY OF NorComp AND SHALL NOT BE REPRODUCED, COPIED OR USED AS THE BASIS FOR THE MANUFACTURE OF SALE OF APPARATUS WITHOUT WRITTEN PERMISSION.

NorComp

DRAWN: PAM JENKINS		DATE: 9-12-05	
SCALE: NTS	SHEET 3	OF 3	REV 17
DWG NO. 171-YYY-113RYY1			

X-ON Electronics

Largest Supplier of Electrical and Electronic Components

Click to view similar products for [D-Sub Standard Connectors](#) category:

Click to view products by [NorComp](#) manufacturer:

Other Similar products are found below :

[56F711-015](#) [LV242999-142T12](#) [015-0341-000](#) [015-0372-005](#) [015-0372-008](#) [015-8755-001](#) [020419-0104](#) [012-0467-000](#) [012-9507-034](#) [012-9507-114](#) [020745-0008](#) [609-25P](#) [CT2-14S-2PCA34](#) [CT2-18-11PCAU](#) [CT6-10SL-3SC](#) [CT6-10SL-4SC](#) [CT6-14S-2SC](#) [CT6E14SA7SC](#)
[M83513/01-FC](#) [M83723/76W24619 L/C](#) [M85049/48-3-2F](#) [6STD09PCM99B70X](#) [6STD09SCM99B30X](#) [6STD09SCT99S40X](#)
[6STD15PCT99S40X](#) [6STD15SCM99B30X](#) [6STD15SCT99S40X](#) [6STF09PCM05B70X](#) [7-135760-9](#) [MC11E-10-6SN](#) [747552-3](#) [MD1-21PS](#)
[MDM-15SCBRM7-F222](#) [MDM96517-699](#) [MDM96521-744](#) [MDVB1-21SL1](#) [MIK0-1-7SH003](#) [MIKQ6-7SH076](#) [MIKQ7-7PH077](#) [MIKQ7-7PH11](#) [MIKQ7-7PH32](#) [MJSV-28SL61](#) [MKJ4A1F14-55S](#) [8-135760-3](#) [8STD09PCM99B30X](#) [PG-KV/PV-16-GROM-SEALING](#) [GDA15P](#)
[GDAY15PB](#) [980-0000-170](#) [980-0000-171](#)