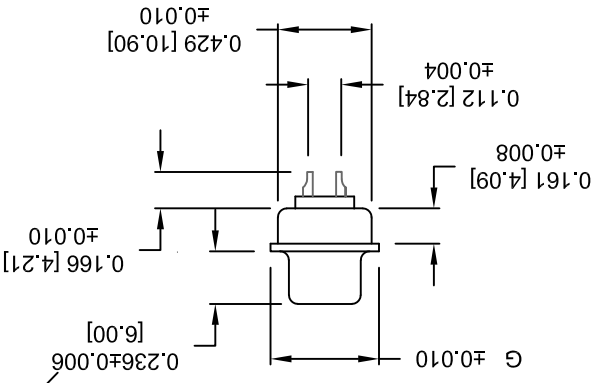
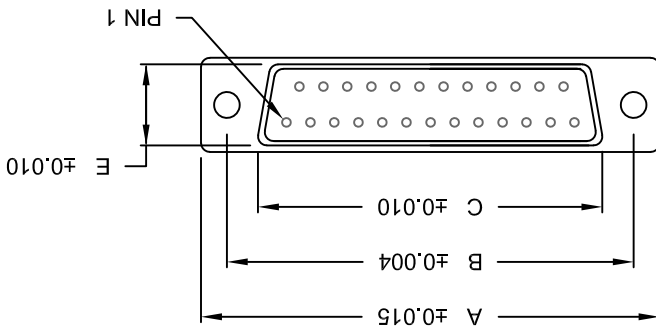
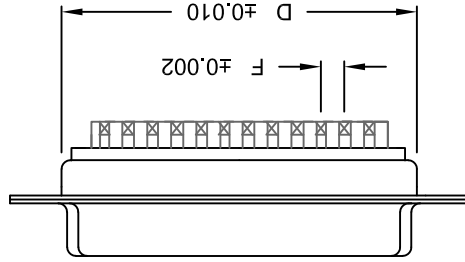


**WILL ACCEPT 28-20 AWG CONDUCTORS**



FOR 50 PIN DIMENSION IS 0.240 ±0.006 [6.10]

**SPECIFICATIONS:**  
 MATERIALS: SHELL: STEEL, TIN (80" TIN OVER 40" COPPER) OR NICKEL (80" NICKEL OVER 40" COPPER)  
 INSULATOR: UL 94V-0 RATED BLACK PBT +30% FIBER-GLASS  
 CONTACTS: COPPER ALLOY, GOLD PLATED  
**ELECTRICALS:**  
 CURRENT RATING: 5 AMPS  
 CONTACT RESISTANCE: 15 MOHMS MAX  
 INSULATOR RESISTANCE: 1000 MOHMS MIN  
 VOLTAGE: 500V AC FOR 1 MINUTE  
 TEMPERATURE: -50°C TO +100°C

POS.	A	B	C	D	E	F	G
09	1.213	0.984	0.642	0.756	0.311	0.109	0.496
	30.80	24.99	16.30	19.20	7.90	2.77	12.60
	1.541	1.312	0.971	1.091	0.311	0.109	0.496
15	39.15	33.32	24.65	27.70	7.90	2.77	12.60
	2.087	1.852	1.512	1.618	0.311	0.109	0.496
25	53.00	47.04	38.40	41.10	7.90	2.77	12.60
	2.728	2.500	2.157	2.256	0.311	0.109	0.496
37	69.30	63.50	54.80	57.30	7.90	2.77	12.60
	2.638	2.406	2.055	2.169	0.429	0.109	0.602
50	67.00	61.00	52.20	55.10	10.90	2.77	15.30

- 171-YYY-20LY11 SERIES POSITIONS
- 009
  - 015
  - 025
  - 037
  - 050
  - GENDER
  - 1 = MALE
  - 2 = FEMALE
  - TERMINATION
  - 0 = SOLDER CUP
  - SHELL PLATING
  - 2 = TIN
  - 3 = NICKEL
  - HARDWARE OPTIONS
  - 00 = NO HARDWARE
  - 01 = .098 4-40 CLINCH NUT BOARD SIDE
  - 02 = .236 4-40 CLINCH NUT BOARD SIDE
  - 03 = .236 4-40 CLINCH NUT MATING SIDE
  - 05 = .237 4-40 BOARD LOCK
  - 91 = .237 4-40 SPACER/BOARD LOCK
  - PLATING OPTIONS
  - 1 = GOLD FLASH
  - 2 = 30 MICRO-INCH GOLD

UNITS = INCHES [MM] DO NOT SCALE FROM DRAWING



THESE DRAWINGS AND SPECIFICATIONS ARE THE PROPERTY OF NorComp AND SHALL NOT BE REPRODUCED, COPIED OR USED AS THE BASIS FOR THE MANUFACTURE OR SALE OF APPARATUS WITHOUT WRITTEN PERMISSION.

DRAWN: J. KADEL  
DATE: 07/24/2018

NorComp

SCALE: NTS

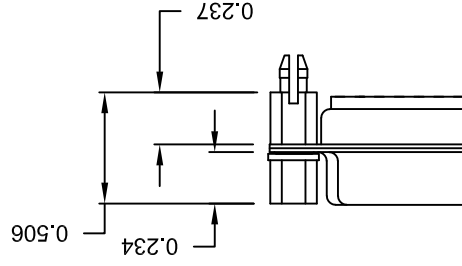
SHEET 2 OF 2  
REV 12

171-YYY-20YLYY1  
DWG NO.

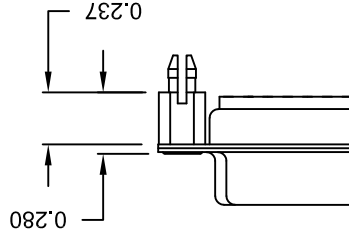
ROHS COMPLIANT

UNITS = INCHES [MM] DO NOT SCALE FROM DRAWING

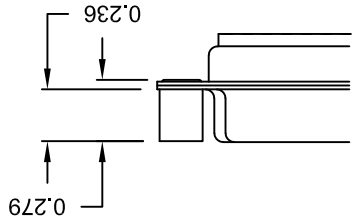
NOTE: 4-40 FEMALE SCREW LOCK IS REMOVABLE



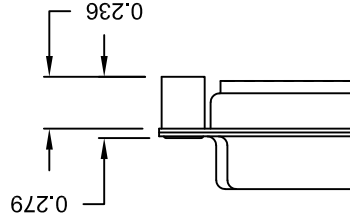
91X ..... 0.237" BOARD SIDE  
0.197 MATING SIDE  
CN10/SFSO4404



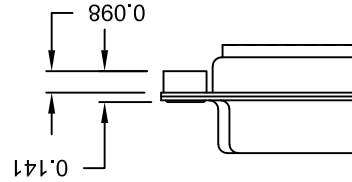
05X ..... 0.237" (BOARD SIDE) - CN10



03X ..... 0.236" (MATING SIDE) - CN8



02X ..... 0.236" (BOARD SIDE) - CN2



01X ..... 0.098" (BOARD SIDE) - CN1

ALL CLINCH-NUTS ARE 4-40 INTERNAL THREADS

ALL DIMENSIONS ARE ±0.010

TOLERANCE:

DESCRIPTION: CLINCH NUT HARDWARE

## X-ON Electronics

Largest Supplier of Electrical and Electronic Components

*Click to view similar products for [D-Sub Standard Connectors](#) category:*

*Click to view products by [NorComp](#) manufacturer:*

Other Similar products are found below :

[DCM37S732N](#) [DAM15P500](#) [DEV09S364GTLF](#) [DEM09P032N](#) [DDM50P732N](#) [DAM15S332N](#) [173109-2218](#) [173109-2466](#) [173109-2436](#)  
[173109-2435](#) [56F706-005-LI](#) [56F711-015](#) [015-0341-000](#) [015-0372-008](#) [015-8544-011](#) [017041-0005](#) [012-0515-000](#) [012-9507-034](#) [012-9507-114](#) [012-9534-001](#) [020745-0008](#) [609-25P](#) [M24308/2-23Z](#) [M243082310F](#) [M243082410F](#) [M243082411F](#) [M24308/4-21](#) [CT1A18-11PSA206](#)  
[CT1N36-5SC](#) [CT2-16S-17PS](#) [CT2-20-15PCAU](#) [CT2-24-12PS](#) [CT2-24-28PSF127A206](#) [CT2-32-9PC](#) [CT6F9767-14-4-14S-5PC](#)  
[CT6FA10SL-4PS](#) [CT7-18-10SC](#) [CT7-18-10SCAU](#) [CT7-18-12SCAU](#) [CT7-18-1PC](#) [CT7-18-1PCAU](#) [CT7-18-21SCAU](#) [M83513/01-FC](#)  
[M83723/76W24619 L/C](#) [M85049/48-3-2F](#) [69001-865](#) [6STD09PCM99B70X](#) [6STD09SCT99S40X](#) [6STD15PCT99S40X](#)  
[6STD15SCM99B30X](#)