

DIMENSIONS					
POSITIONS	A	B	C	D	E(REF)
9	30.81	24.99	16.33	7.90	15.50
15	39.19	33.32	24.66	7.90	23.93
25	53.04	47.04	38.38	7.90	37.56
37	69.32	63.50	54.84	7.90	54.01
50	67.00	61.10	52.20	10.90	51.80

**MATERIAL:**

SHELL: STEEL, NICKEL PLATED  
 INSULATOR: UL 94V-O RATED, PBT-BLACK  
 PROCESS TEMP: 230°C  
 CONTACTS: BRASS - GOLD PLATED  
 HARDWARE: NICKEL PLATED BRASS

**ELECTRICAL:**

CURRENT RATING: 5 AMPS  
 CONTACT RESISTANCE: 10 mOhms Max.  
 INSULATION RESISTANCE: 5,000 MOhms min.  
 WORKING VOLTAGE: 250VAC RMS  
 OPERATING TEMPERATURE: -55°C TO 100°C

**172-YYY-28YLYY1**

- SERIES \_\_\_\_\_
- POSITIONS \_\_\_\_\_
- 009 \_\_\_\_\_
- 015 \_\_\_\_\_
- 025 \_\_\_\_\_
- 037 \_\_\_\_\_
- 050 \_\_\_\_\_
- GENDER \_\_\_\_\_
- 1 = FEMALE \_\_\_\_\_
- TERMINATION \_\_\_\_\_
- 8 = HIGH PROFILE VERTICAL \_\_\_\_\_
- SHELL PLATING \_\_\_\_\_
- 3 = NICKEL (GROUND INDENTS) \_\_\_\_\_
- RoHS COMPLIANT \_\_\_\_\_
- HARDWARE OPTIONS \_\_\_\_\_
- 00 = NO HARDWARE \_\_\_\_\_
- 01 = 2.50mm CLINCH NUT (BOARD SIDE) \_\_\_\_\_
- 02 = 5.80mm CLINCH NUT (BOARD SIDE) \_\_\_\_\_
- 03 = 5.80mm CLINCH NUT (MATING SIDE) \_\_\_\_\_
- PLATING OPTIONS \_\_\_\_\_
- 1 = GOLD FLASH \_\_\_\_\_

RoHS COMPLIANT

UNITS = mm

DO NOT SCALE FROM DRAWING

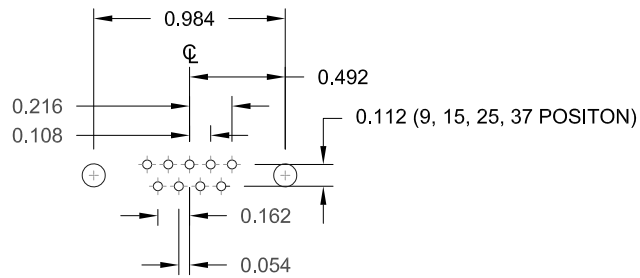


THESE DRAWINGS AND SPECIFICATIONS ARE THE PROPERTY OF NorComp AND SHALL NOT BE REPRODUCED, COPIED OR USED AS THE BASIS FOR THE MANUFACTURE OR SALE OF APPARATUS WITHOUT WRITTEN PERMISSION.

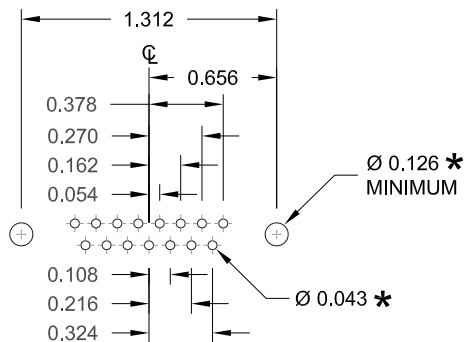
DRAWN: W. ROBBINS  
 DATE: 08/23/1998

NorComp

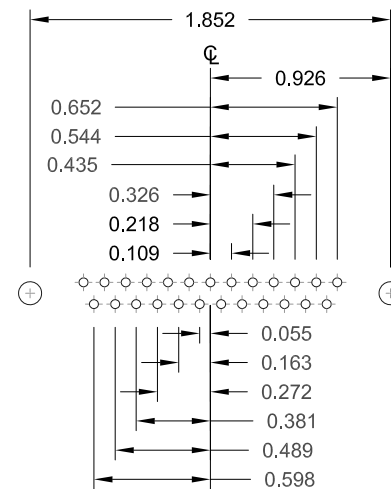
SCALE: NTS	SHEET 1 OF 2	REV 19
DWG NO. 172-YYY-28YLYY1		



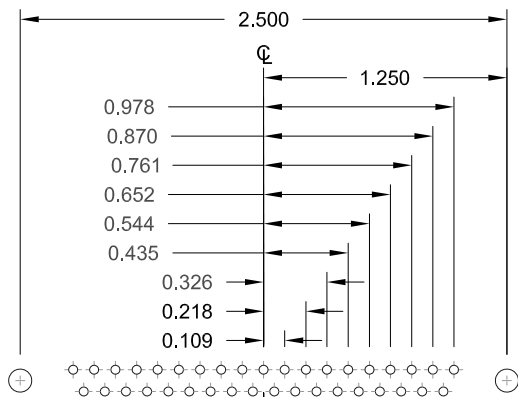
9 POSITION



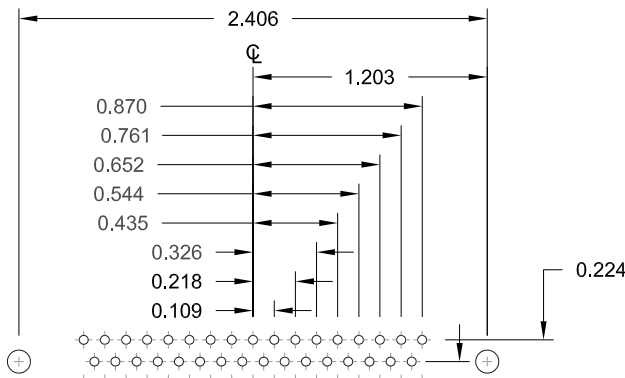
15 POSITION



25 POSITION



37 POSITION



50 POSITION

UNITS = inch  
 \* TYP. SUGGESTED SIZE MAY NOT BE SUITABLE FOR ALL APPLICATIONS

RoHS COMPLIANT

UNITS = inch

DO NOT SCALE FROM DRAWING



THESE DRAWINGS AND SPECIFICATIONS ARE THE PROPERTY OF NorComp AND SHALL NOT BE REPRODUCED, COPIED OR USED AS THE BASIS FOR THE MANUFACTURE OR SALE OF APPARATUS WITHOUT WRITTEN PERMISSION.

DRAWN:  
W. ROBBINS

DATE:  
08/23/1998

NorComp

SCALE:  
NTS

SHEET OF  
2 OF 2

REV  
19

DWG NO.

172-YYY-28YLYY1

## X-ON Electronics

Largest Supplier of Electrical and Electronic Components

*Click to view similar products for [D-Sub Standard Connectors](#) category:*

*Click to view products by [NorComp](#) manufacturer:*

Other Similar products are found below :

[56F711-015](#) [LV242999-142T12](#) [015-0341-000](#) [015-0372-005](#) [015-0372-008](#) [015-8755-001](#) [020419-0104](#) [012-0467-000](#) [012-9507-034](#) [012-9507-114](#) [020745-0008](#) [609-25P](#) [CT2-14S-2PCA34](#) [CT2-18-11PCAU](#) [CT6-10SL-3SC](#) [CT6-10SL-4SC](#) [CT6-14S-2SC](#) [CT6E14SA7SC](#)  
[M83513/01-FC](#) [M83723/76W24619 L/C](#) [M85049/48-3-2F](#) [6STD09PCM99B70X](#) [6STD09SCM99B30X](#) [6STD09SCT99S40X](#)  
[6STD15PCT99S40X](#) [6STD15SCM99B30X](#) [6STD15SCT99S40X](#) [6STF09PCM05B70X](#) [7-135760-9](#) [MC11E-10-6SN](#) [747552-3](#) [MD1-21PS](#)  
[MDM-15SCBRM7-F222](#) [MDM96517-699](#) [MDM96521-744](#) [MDVB1-21SL1](#) [MIK0-1-7SH003](#) [MIKQ6-7SH076](#) [MIKQ7-7PH077](#) [MIKQ7-7PH11](#) [MIKQ7-7PH32](#) [MJSV-28SL61](#) [MKJ4A1F14-55S](#) [8-135760-3](#) [8STD09PCM99B30X](#) [PG-KV/PV-16-GROM-SEALING](#) [GDA15P](#)  
[GDAY15PB](#) [980-0000-170](#) [980-0000-171](#)