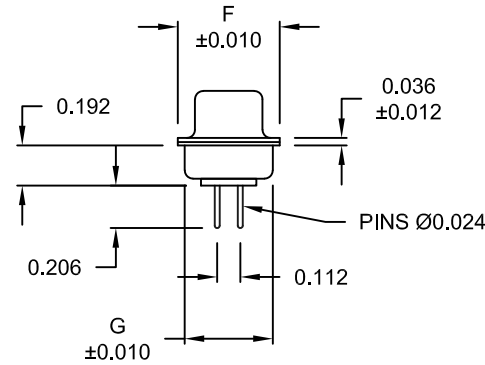
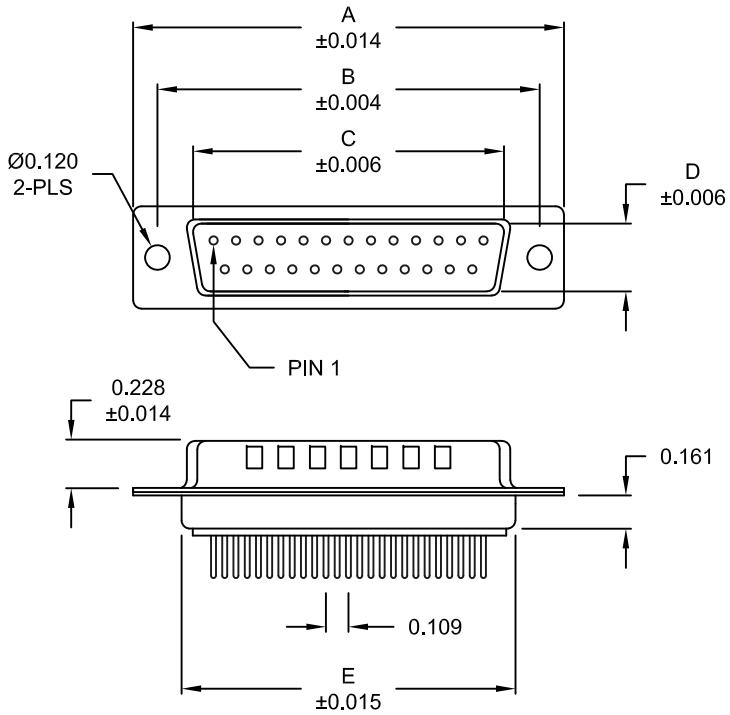


DESCRIPTION: MALE - DIP SOLDER / MACHINED - PREMIUM



No. OF PINS	DIMENSIONS						
	A	B	C	D	E	F	G
9	1.213	0.984	0.669	0.331	0.760	0.496	0.429
	30.80	24.99	17.00	8.40	19.20	12.60	10.90
15	1.541	1.312	0.996	0.331	1.083	0.496	0.429
	39.15	33.32	25.30	8.40	27.51	12.60	10.90
25	2.088	1.852	1.535	0.331	1.630	0.496	0.429
	53.04	47.04	39.00	8.40	41.40	12.60	10.90
37	2.729	2.500	2.181	0.331	2.276	0.496	0.429
	69.32	63.50	55.40	8.40	57.81	12.60	10.90
50	2.635	2.406	2.079	0.437	2.182	0.598	0.535
	66.93	61.11	52.80	11.10	55.42	15.20	13.60

172-YYY-112RYY1

- SERIES _____
 POSITIONS _____
 009 _____
 015 _____
 025 _____
 037 _____
 050 _____
 GENDER _____
 1 = MALE _____
 TERMINATION _____
 1 = DIP SOLDER _____
 SHELL PLATING _____
 2 = TIN (GROUND INDENTS) _____
 RoHS COMPLIANT _____
 HARDWARE OPTIONS _____
 00 = NO HARDWARE _____
 01 = .065" CLINCH NUT (BOARD SIDE) _____
 02 = .250" CLINCH NUT (BOARD SIDE) _____
 03 = .250" CLINCH NUT (MOUNTING SIDE) _____
 05 = .237" 4-40 BOARD LOCK _____
 90 = .237" 4-40 BOARD LOCK _____
 FOR 0.093" BOARD MAX. _____
 91 = .237" 4-40 SPACER/ BOARD LOCK _____
 92 = .237" 4-40 SPACER/ BOARD LOCK _____
 FOR 0.093" BOARD MAX. _____
 PLATING OPTIONS _____
 1 = GOLD FLASH _____
 2 = 30MICRO-INCH GOLD _____

MATERIAL:

- SHELL: STEEL, TIN
 INSULATOR: UL 94V-O RATED, PA6T
 PROCESS TEMP.: 260°C
 CONTACT: BRASS (FLOATING CONTACTS)

ELECTRICAL:

- CURRENT RATING: 5 AMPS
 CONTACT RESISTANCE: 15 mOhms Max.
 INSULATION RESISTANCE: 1,000 MOhms Min.
 VOLTAGE: 500VAC FOR 1 MINUTE
 TEMPERATURE: -50° C TO 100° C

DO NOT SCALE FROM DRAWING



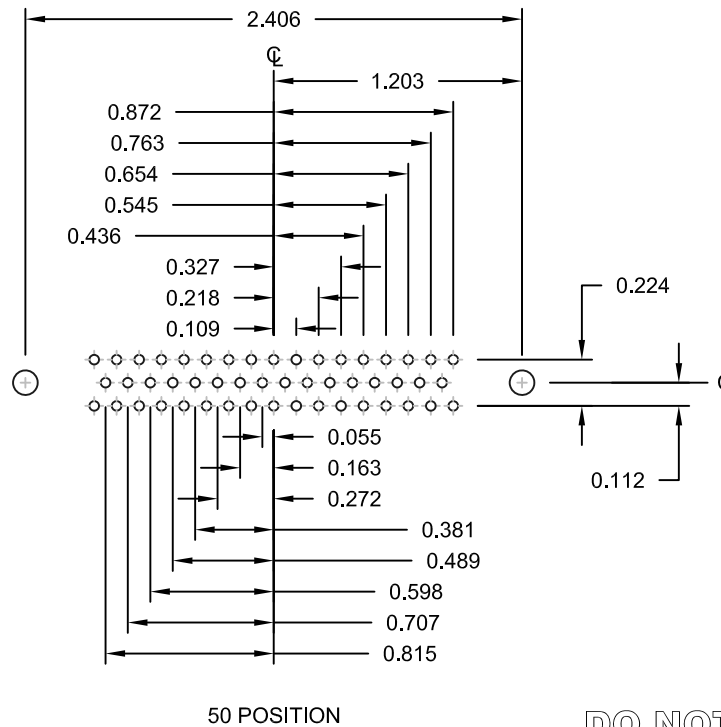
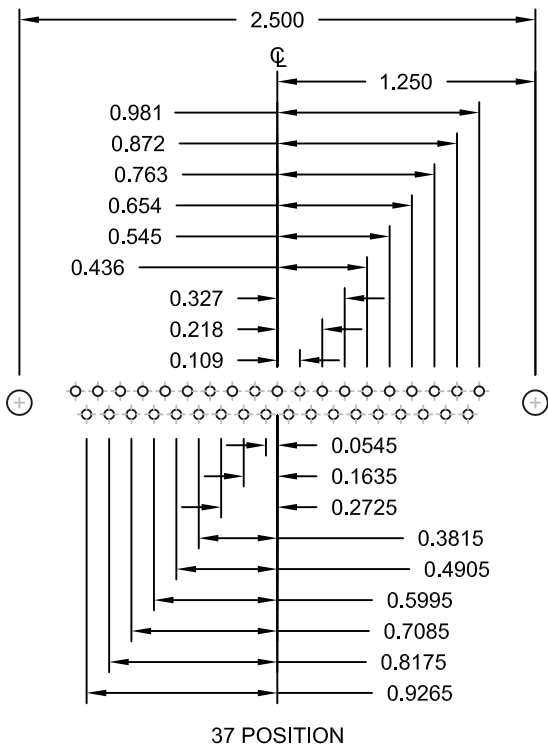
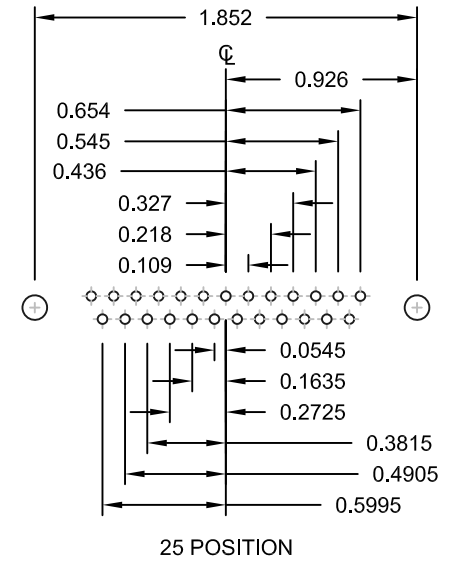
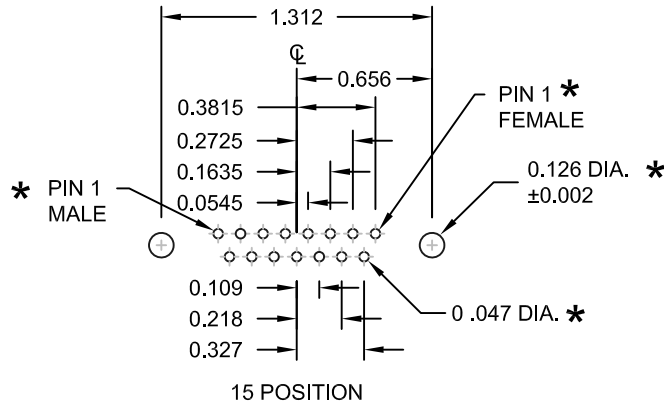
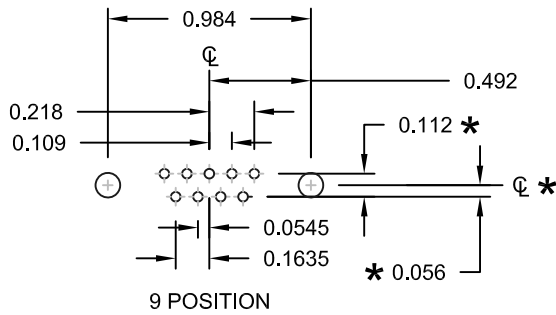
THESE DRAWINGS AND SPECIFICATIONS ARE THE PROPERTY OF NorComp AND SHALL NOT BE REPRODUCED, COPIED OR USED AS THE BASIS FOR THE MANUFACTURE OF SALE OF APPARATUS WITHOUT WRITTEN PERMISSION.

DRAWN: PAM JENKINS		DATE: 09-12-05	
SCALE: NTS	SHEET 1	OF 3	REV 16
DWG NO. 172-YYY-112RYY1			

RoHS COMPLIANT

NorComp

DESCRIPTION: PCB LAYOUT - STANDARD "D" - MALE & FEMALE



* TYP. ON ALL SIZES

DO NOT SCALE FROM DRAWING

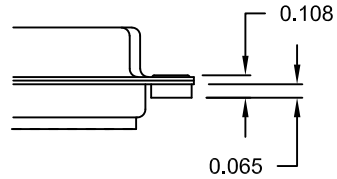
	THESE DRAWINGS AND SPECIFICATIONS ARE THE PROPERTY OF NorComp AND SHALL NOT BE REPRODUCED, COPIED OR USED AS THE BASIS FOR THE MANUFACTURE OF SALE OF APPARATUS WITHOUT WRITTEN PERMISSION.		DRAWN: PAM JENKINS	DATE: 09-12-05
	NorComp		SCALE: NTS	SHEET OF 2 3
DWG NO. 172-YYY-112RYY1				

DESCRIPTION: CLINCH NUT HARDWARE

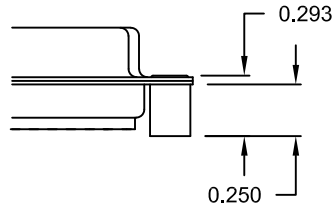
ALL CLINCH-NUTS ARE 4-40 INTERNAL THREADS

TOLERANCE:
ALL DIMENSIONS ARE ±0.010

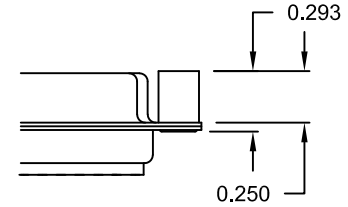
01X 0.065" (BOARD SIDE) - CN1



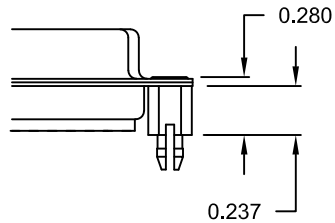
02X 0.250" (BOARD SIDE) - CN2



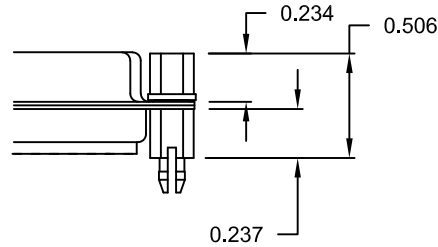
03X..... 0.250" (MATING SIDE) - CN8



05X 0.237" (BOARD SIDE) - CN10

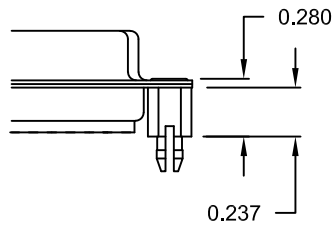


91X 0.237" (BOARD SIDE) - 0.197 MATING SIDE - CN10/SFISO4404

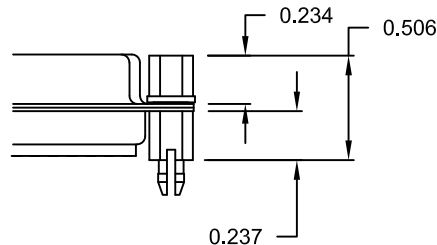


NOTE: 4-40 FEMALE SCREW LOCK IS REMOVABLE

90X 0.237" (BOARD SIDE) - CN10-237-093



92X 0.237" BOARD SIDE
0.197 MATING SIDE
CN10-237-093/SFISO4404



NOTE: 4-40 FEMALE SCREW LOCK IS REMOVABLE

NOTE: 90 & 92 OPTION FOR 0.093" MAX. BOARD THICKNESS

DO NOT SCALE FROM DRAWING



THESE DRAWINGS AND SPECIFICATIONS ARE THE PROPERTY OF NorComp AND SHALL NOT BE REPRODUCED, COPIED OR USED AS THE BASIS FOR THE MANUFACTURE OF SALE OF APPARATUS WITHOUT WRITTEN PERMISSION.

DRAWN: PAM JENKINS		DATE: 09-12-05	
SCALE: NTS	SHEET 3	OF 3	REV 16
DWG NO. 172-YYY-112RYY1			

RoHS COMPLIANT

NorComp

X-ON Electronics

Largest Supplier of Electrical and Electronic Components

Click to view similar products for [D-Sub Standard Connectors](#) category:

Click to view products by [NorComp](#) manufacturer:

Other Similar products are found below :

[56F711-015](#) [LV242999-142T12](#) [015-0341-000](#) [015-0372-005](#) [015-0372-008](#) [015-8755-001](#) [020419-0104](#) [012-0467-000](#) [012-9507-034](#) [012-9507-114](#) [020745-0008](#) [609-25P](#) [CT2-14S-2PCA34](#) [CT2-18-11PCAU](#) [CT6-10SL-3SC](#) [CT6-10SL-4SC](#) [CT6-14S-2SC](#) [CT6E14SA7SC](#)
[M83513/01-FC](#) [M83723/76W24619 L/C](#) [M85049/48-3-2F](#) [6STD09PCM99B70X](#) [6STD09SCM99B30X](#) [6STD09SCT99S40X](#)
[6STD15PCT99S40X](#) [6STD15SCM99B30X](#) [6STD15SCT99S40X](#) [6STF09PCM05B70X](#) [7-135760-9](#) [MC11E-10-6SN](#) [747552-3](#) [MD1-21PS](#)
[MDM-15SCBRM7-F222](#) [MDM96517-699](#) [MDM96521-744](#) [MDVB1-21SL1](#) [MIK0-1-7SH003](#) [MIKQ6-7SH076](#) [MIKQ7-7PH077](#) [MIKQ7-7PH11](#) [MIKQ7-7PH32](#) [MJSV-28SL61](#) [MKJ4A1F14-55S](#) [8-135760-3](#) [8STD09PCM99B30X](#) [PG-KV/PV-16-GROM-SEALING](#) [GDA15P](#)
[GDAY15PB](#) [980-0000-170](#) [980-0000-171](#)