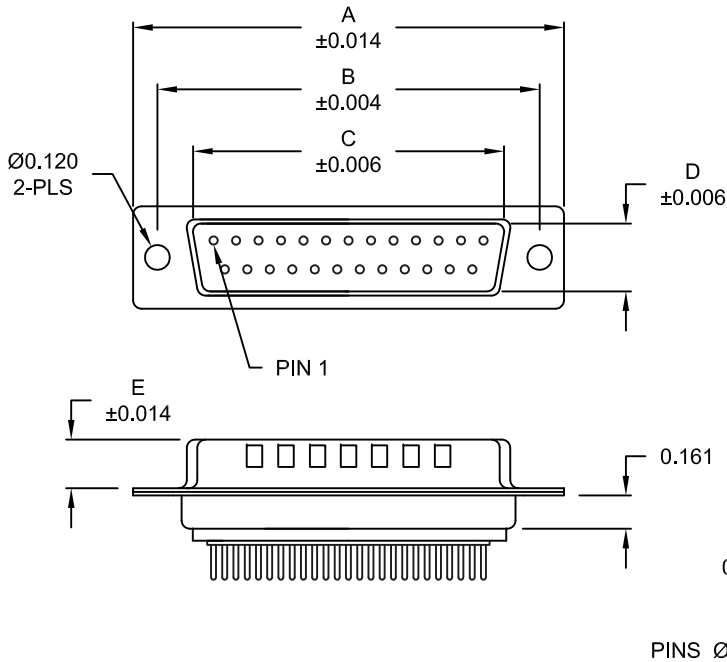


DESCRIPTION: MALE - DIP SOLDER / MACHINED - ECONOMY



No. OF PINS	DIMENSIONS					
	A	B	C	D	E	F
9	1.213	0.984	0.666	0.329	0.236	0.496
	30.80	24.99	16.92	8.36	5.99	12.60
15	1.541	1.312	0.994	0.329	0.236	0.496
	39.15	33.32	25.25	8.36	5.99	12.60
25	2.087	1.852	1.534	0.329	0.236	0.496
	53.00	47.04	38.96	8.36	5.99	12.60
37	2.728	2.500	2.182	0.329	0.236	0.496
	69.30	63.50	55.42	8.36	5.99	12.60
50	2.638	2.406	2.079	0.436	0.240	0.602
	67.00	61.11	52.80	11.07	6.10	15.30

172-EYY-11YRYY1

- SERIES _____
- POSITIONS _____
- E09 _____
- E15 _____
- E25 _____
- E37 _____
- E50 _____
- GENDER _____
- 1 = MALE
- TERMINATION LENGTH _____
- 1 = 0.189"
- D = 0.394" [10mm]
- SHELL PLATING _____
- 3 = NICKEL (GROUND INDENTS)
- RoHS COMPLIANT _____
- HARDWARE OPTIONS _____
- 00 = NO HARDWARE
- 01 = .098" CLINCH NUT (BOARD SIDE)
- 02 = .236" CLINCH NUT (BOARD SIDE)
- 03 = .236" CLINCH NUT (MOUNTING SIDE)
- 05 = .237" 4-40 BOARD LOCK
- 08 = .228" 4-40 BOARD LOCK
- 90 = .237" 4-40 BOARD LOCK
- FOR 0.093" BOARD MAX.
- 91 = .237" 4-40 SPACER/ BOARD LOCK
- 92 = .237" 4-40 SPACER/ BOARD LOCK
- FOR 0.093" BOARD MAX.
- PLATING OPTIONS _____
- 1 = GOLD FLASH
- 2 = 30MICRO-INCH GOLD
- 3 = 50 MICRO-INCH GOLD
- 5 = 15 MICRO-INCH GOLD

MATERIAL:

- SHELL: STEEL, NICKEL PLATED
- INSULATOR: UL 94V-O RATED, WHITE PA6T
- PROCESS TEMP.: 260° PROCESS TEMPERATURE
- CONTACT: BRASS

ELECTRICAL:

- CURRENT RATING: 5 AMPS
- CONTACT RESISTANCE: 15 mOhms Max.
- INSULATION RESISTANCE: 1,000 MOhms min.
- WORKING VOLTAGE: 250VAC
- TEMPERATURE: -55° C TO 125° C

UNITS = inch [mm]



THESE DRAWINGS AND SPECIFICATIONS ARE THE PROPERTY OF NorComp AND SHALL NOT BE REPRODUCED, COPIED OR USED AS THE BASIS FOR THE MANUFACTURE OF SALE OF APPARATUS WITHOUT WRITTEN PERMISSION.

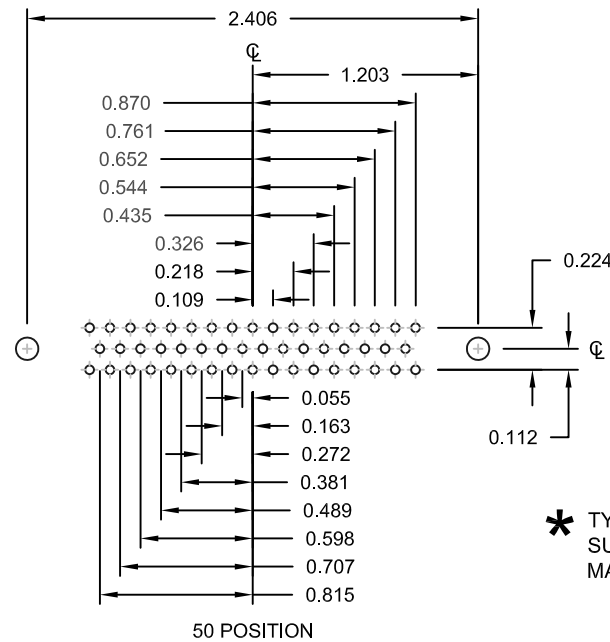
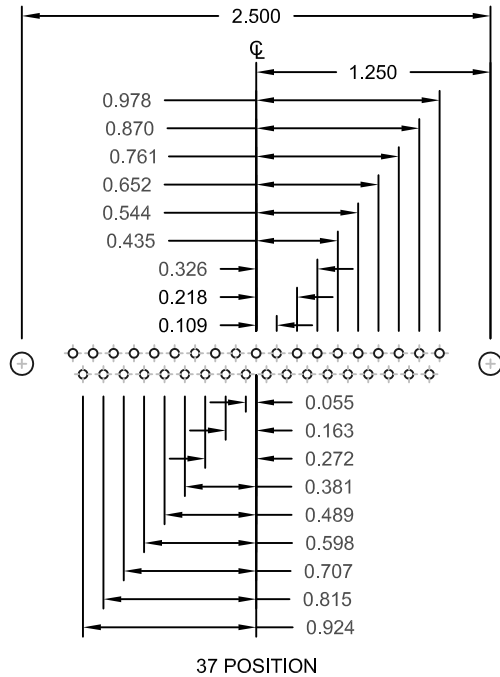
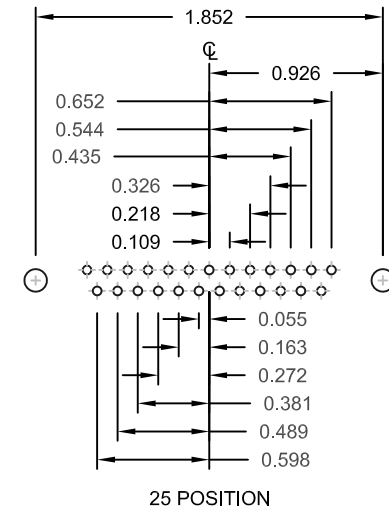
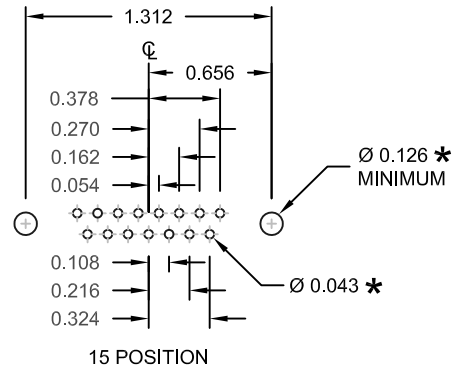
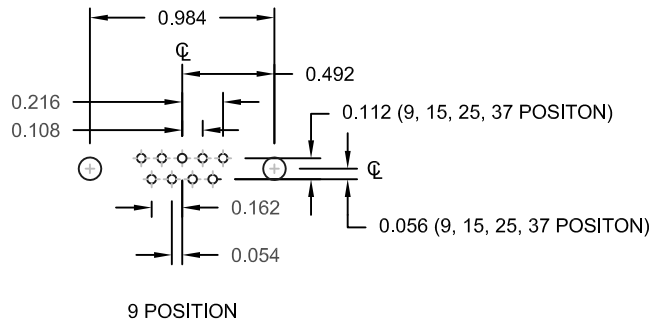
DRAWN: PAM JENKINS		DATE: 11-28-05	
SCALE: NTS	SHEET 1 OF 3	REV 19	
DWG NO. 172-EYY-11YRYY1			

NorComp

RoHS COMPLIANT

DO NOT SCALE FROM DRAWING

DESCRIPTION: PCB LAYOUT - STANDARD "D" - MALE & FEMALE



* TYP. SUGGESTED SIZE MAY NOT BE SUITABLE FOR ALL APPLICATIONS

UNITS = inch

DO NOT SCALE FROM DRAWING

	THESE DRAWINGS AND SPECIFICATIONS ARE THE PROPERTY OF NorComp AND SHALL NOT BE REPRODUCED, COPIED OR USED AS THE BASIS FOR THE MANUFACTURE OF SALE OF APPARATUS WITHOUT WRITTEN PERMISSION.		DRAWN: PAM JENKINS	DATE: 11-28-05
	<h1>NorComp</h1>		SCALE: NTS	SHEET OF 2 3
DWG NO. 172-EYY-11YRY1				

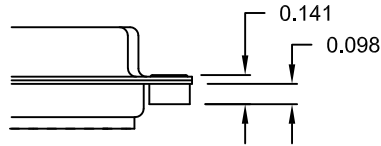
DESCRIPTION: CLINCH NUT HARDWARE

ALL CLINCH-NUTS ARE 4-40 INTERNAL THREADS

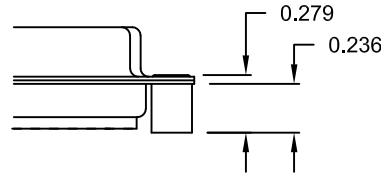
TOLERANCE:

ALL DIMENSIONS ARE ±0.010

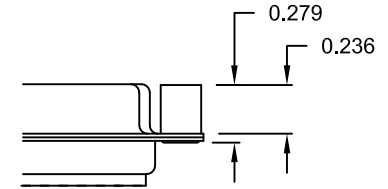
01X 0.098" (BOARD SIDE)



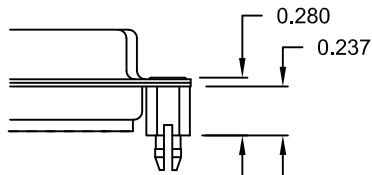
02X 0.236" (BOARD SIDE)



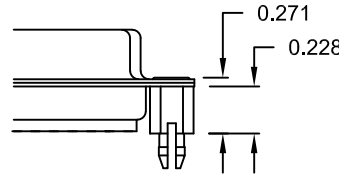
03X..... 0.236" (MATING SIDE)



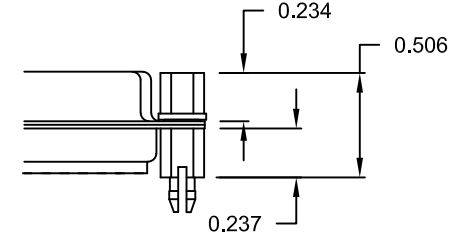
05X 0.237" (BOARD SIDE)



08X 0.228" (BOARD SIDE)

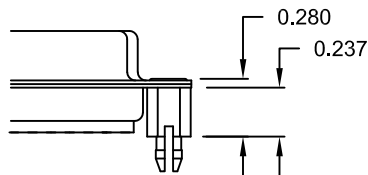


91X 0.237" BOARD SIDE

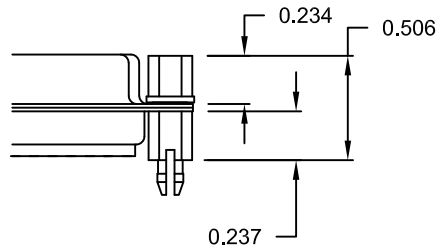


NOTE: 4-40 FEMALE SCREW LOCK IS REMOVABLE

90X 0.237" (BOARD SIDE)



92X 0.237" BOARD SIDE



NOTE: 4-40 FEMALE SCREW LOCK IS REMOVABLE

UNITS = inch [mm]

NOTE: 90 & 92 OPTION FOR 0.093" MAX. BOARD THICKNESS

DO NOT SCALE FROM DRAWING



THESE DRAWINGS AND SPECIFICATIONS ARE THE PROPERTY OF NorComp AND SHALL NOT BE REPRODUCED, COPIED OR USED AS THE BASIS FOR THE MANUFACTURE OF SALE OF APPARATUS WITHOUT WRITTEN PERMISSION.

DRAWN: PAM JENKINS		DATE: 11-28-05	
SCALE: NTS	SHEET 3	OF 3	REV 19
DWG NO. 172-EYY-11YRY1			

RoHS COMPLIANT

NorComp

X-ON Electronics

Largest Supplier of Electrical and Electronic Components

Click to view similar products for [D-Sub Standard Connectors](#) category:

Click to view products by [NorComp](#) manufacturer:

Other Similar products are found below :

[56F711-015](#) [LV242999-142T12](#) [015-0341-000](#) [015-0372-005](#) [015-0372-008](#) [015-8755-001](#) [020419-0104](#) [012-0467-000](#) [012-9507-034](#) [012-9507-114](#) [020745-0008](#) [609-25P](#) [CT2-14S-2PCA34](#) [CT2-18-11PCAU](#) [CT6-10SL-3SC](#) [CT6-10SL-4SC](#) [CT6-14S-2SC](#) [CT6E14SA7SC](#)
[M83513/01-FC](#) [M83723/76W24619 L/C](#) [M85049/48-3-2F](#) [6STD09PCM99B70X](#) [6STD09SCM99B30X](#) [6STD09SCT99S40X](#)
[6STD15PCT99S40X](#) [6STD15SCM99B30X](#) [6STD15SCT99S40X](#) [6STF09PCM05B70X](#) [7-135760-9](#) [MC11E-10-6SN](#) [747552-3](#) [MD1-21PS](#)
[MDM-15SCBRM7-F222](#) [MDM96517-699](#) [MDM96521-744](#) [MDVB1-21SL1](#) [MIK0-1-7SH003](#) [MIKQ6-7SH076](#) [MIKQ7-7PH077](#) [MIKQ7-7PH11](#) [MIKQ7-7PH32](#) [MJSV-28SL61](#) [MKJ4A1F14-55S](#) [8-135760-3](#) [8STD09PCM99B30X](#) [PG-KV/PV-16-GROM-SEALING](#) [GDA15P](#)
[GDAY15PB](#) [980-0000-170](#) [980-0000-171](#)