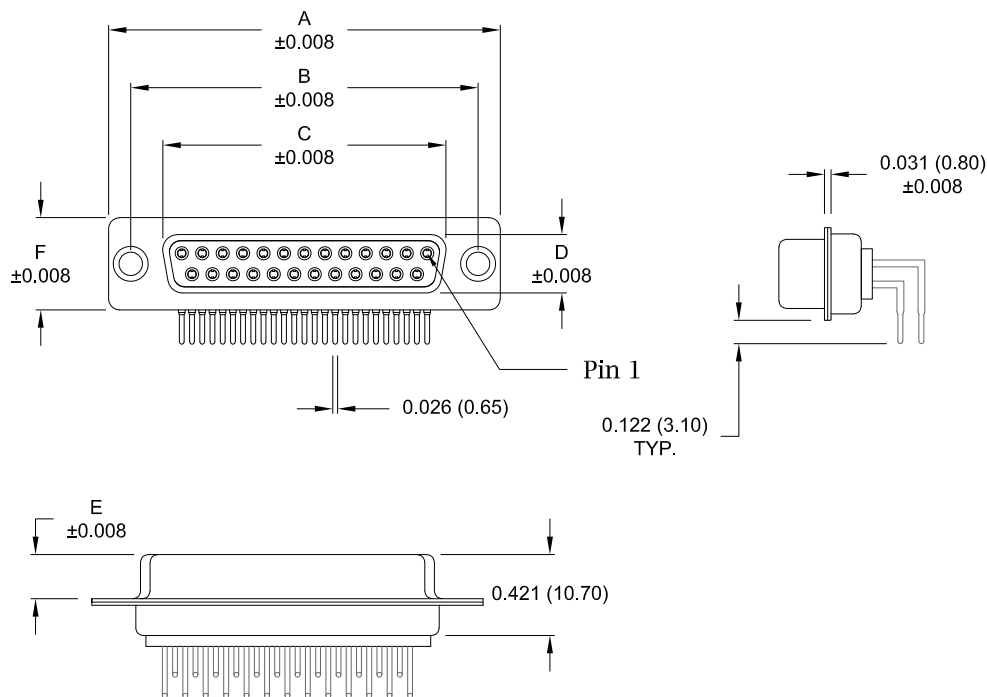


Description: 0.283" Right Angle / Machined

Dimensions (inch/mm)

Pins	A	B	C	D	E	F
9	1.213	0.984	0.642	0.311	0.228	0.492
	30.80	25.00	16.30	7.90	5.80	12.50
15	1.541	1.312	0.970	0.311	0.228	0.492
	39.20	33.30	24.60	7.90	5.80	12.50
25	2.089	1.852	1.512	0.311	0.228	0.492
	53.05	47.05	38.40	7.90	5.80	12.50
37	2.728	2.500	2.157	0.311	0.228	0.492
	69.40	63.50	54.80	7.90	5.80	12.50
50	2.638	2.402	2.055	0.429	0.236	0.602
	67.00	61.00	52.20	10.90	6.00	15.30



1 7 3 - E Y Y - 2 1 Y R Y Y 1

Series

Position

- E09
- E15
- E25
- E37
- E50

Gender

- 2 = Female

Termination

- 1 = PCB Mounting

Shell Plating

- 3 = Nickel

RoHS Compliant

Hardware Options

- 00 = No Hardware
- 0A = 0.098" Clinch Nut (Board Side)
- 14 = Standard Bracket with 4-40 Screwlock
- 24 = Standard Bracket with 4-40 Captive Screw
- 46 = Boardlock Bracket with 4-40 Insert

Plating Options

- 1 = Gold Flash
- 2 = 30 μ " Gold
- 3 = 50 μ " Gold

Material:

- Shell: Nickel Plated Steel
- Insulator: UL 94V-O Rated, White PA6T
- Process Temperature: 260°C
- Contact: Precision Machined Copper Alloy

Electrical:

- Current Rating: 5 AMPS
- Contact Resistance: 10 mOhms Max.
- Insulation Resistance: 5 GOhms Min.
- Working Voltage: 250V
- Temperature: -55° C TO +125° C

RoHS COMPLIANT

UNITS = inch [mm]

DO NOT SCALE FROM DRAWING



THESE DRAWINGS AND SPECIFICATIONS ARE THE PROPERTY OF NorComp AND SHALL NOT BE REPRODUCED, COPIED OR USED AS THE BASIS FOR THE MANUFACTURE OR SALE OF APPARATUS WITHOUT WRITTEN PERMISSION.

DRAWN:
PAM JENKINS

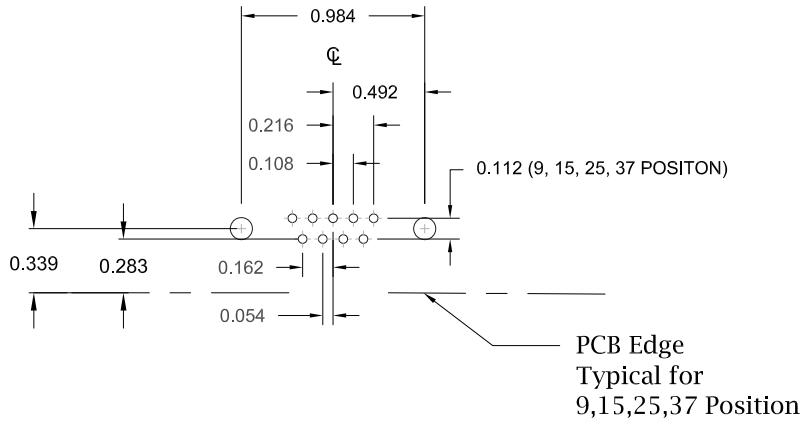
DATE:
11/28/2005

NorComp

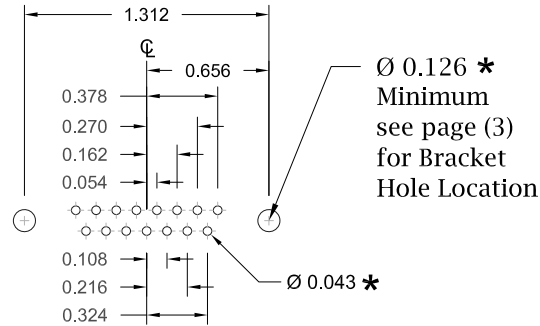
SCALE: NTS SHEET 1 OF 3 REV 21

DWG NO. 173-EYY-21YRYY1

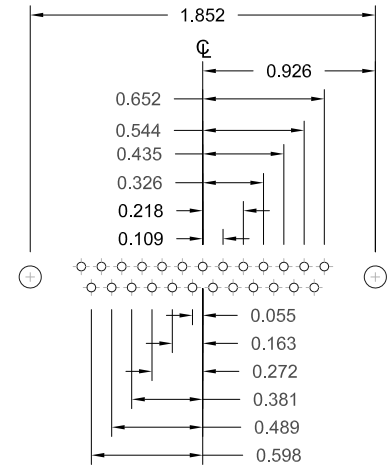
9 POSITION



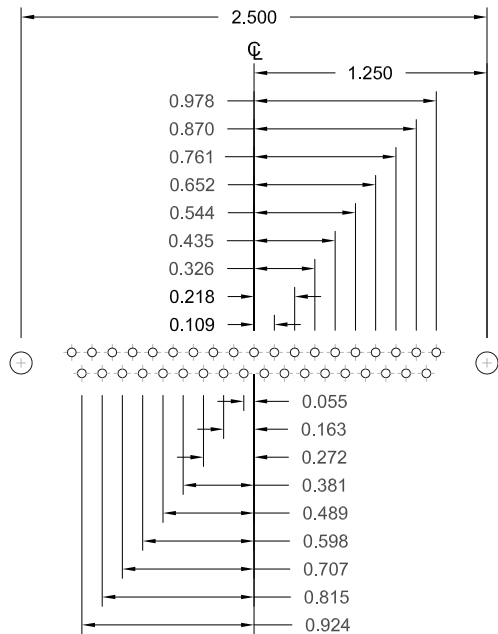
15 POSITION



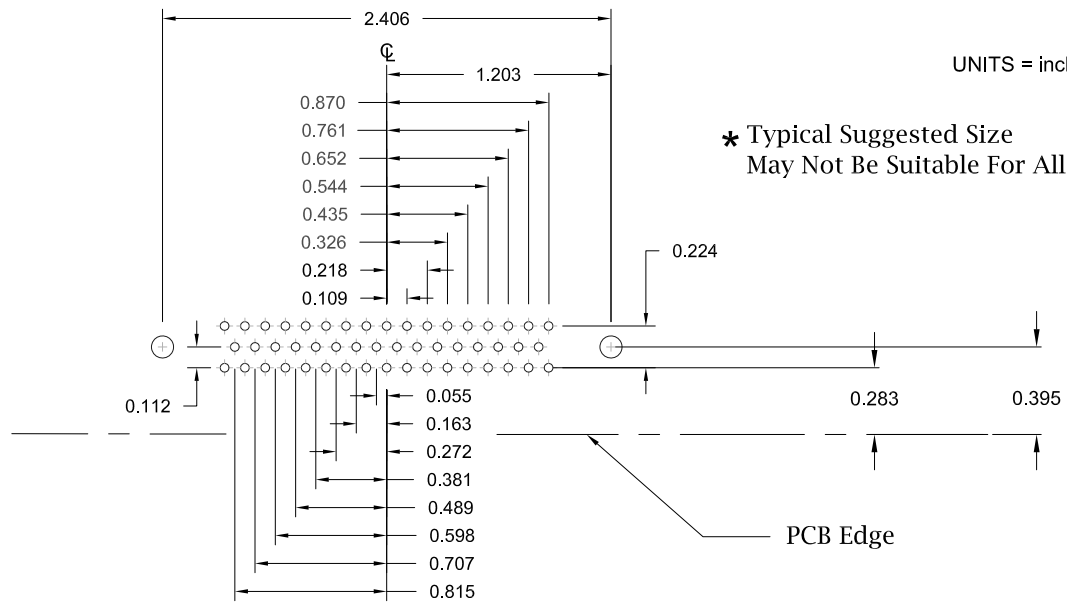
25 POSITION



37 POSITION



50 POSITION



UNITS = inch

* Typical Suggested Size
May Not Be Suitable For All Applications

RoHS COMPLIANT

DO NOT SCALE FROM DRAWING



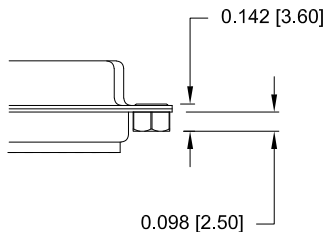
THESE DRAWINGS AND SPECIFICATIONS ARE THE PROPERTY OF NorComp AND SHALL NOT BE REPRODUCED, COPIED OR USED AS THE BASIS FOR THE MANUFACTURE OR SALE OF APPARATUS WITHOUT WRITTEN PERMISSION.

DRAWN:
PAM JENKINS
DATE:
11/28/2005

NorComp

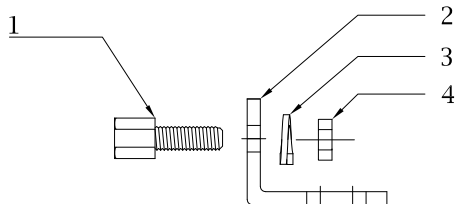
SCALE: NTS	SHEET 2	OF 3	REV 21
DWG NO.		173-EYY-21YRY1	

0A Hardware Option
0.098" Clinch Nut (Board Side)



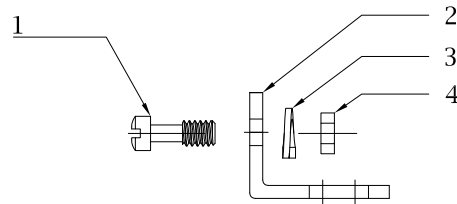
Clinch Nut has 4-40 Internal Threads

14 Hardware Option		
	Description	NorComp Part Number
1	4-40 Screwlock	SFSO4401NR
2	Bracket	K501CZ
3	Lock Washer	LW1-T
4	4-40 Nut	N4401N



**Search Hardware Part Number To Obtain Technical Specifications.

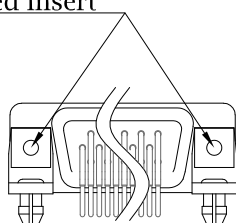
24 Hardware Option		
	Description	NorComp Part Number
1	4-40 Captive Screw	SSH4401T
2	Bracket	K501CZ
3	Lock Washer	LW1-T
4	4-40 Nut	N4401N



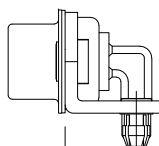
**Search Hardware Part Number To Obtain Technical Specifications.

46 Hardware Option
Boardlock Bracket and 4-40 Insert

#4-40 Threaded Insert

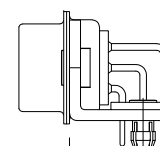


9-37 Position Connector Boardlock Bracket



Hole C/L
0.339 [8.62]

50 Position Connector Boardlock Bracket
** 50 Position Comes With Locator Plate



Hole C/L
0.395 [10.03]

Boardlock Brackets Come Assembled On Connector

RoHS COMPLIANT

UNITS = inch [mm]

DO NOT SCALE FROM DRAWING



THESE DRAWINGS AND SPECIFICATIONS ARE THE PROPERTY OF NorComp AND SHALL NOT BE REPRODUCED, COPIED OR USED AS THE BASIS FOR THE MANUFACTURE OR SALE OF APPARATUS WITHOUT WRITTEN PERMISSION.

DRAWN:
PAM JENKINS
DATE:
11/28/2005

NorComp

SCALE: NTS	SHEET 3	OF 3	REV 21
DWG NO.		173-EYY-21YRY1	

X-ON Electronics

Largest Supplier of Electrical and Electronic Components

Click to view similar products for [D-Sub Standard Connectors](#) category:

Click to view products by [NorComp](#) manufacturer:

Other Similar products are found below :

[56F711-015](#) [LV242999-142T12](#) [015-0341-000](#) [015-0372-005](#) [015-0372-008](#) [015-8755-001](#) [020419-0104](#) [012-0467-000](#) [012-9507-034](#) [012-9507-114](#) [020745-0008](#) [609-25P](#) [CT2-14S-2PCA34](#) [CT2-18-11PCAU](#) [CT6-10SL-3SC](#) [CT6-10SL-4SC](#) [CT6-14S-2SC](#) [CT6E14SA7SC](#)
[M83513/01-FC](#) [M83723/76W24619 L/C](#) [M85049/48-3-2F](#) [6STD09PCM99B70X](#) [6STD09SCM99B30X](#) [6STD09SCT99S40X](#)
[6STD15PCT99S40X](#) [6STD15SCM99B30X](#) [6STD15SCT99S40X](#) [6STF09PCM05B70X](#) [7-135760-9](#) [MC11E-10-6SN](#) [747552-3](#) [MD1-21PS](#)
[MDM-15SCBRM7-F222](#) [MDM96517-699](#) [MDM96521-744](#) [MDVB1-21SL1](#) [MIK0-1-7SH003](#) [MIKQ6-7SH076](#) [MIKQ7-7PH077](#) [MIKQ7-7PH11](#) [MIKQ7-7PH32](#) [MJSV-28SL61](#) [MKJ4A1F14-55S](#) [8-135760-3](#) [8STD09PCM99B30X](#) [PG-KV/PV-16-GROM-SEALING](#) [GDA15P](#)
[GDAY15PB](#) [980-0000-170](#) [980-0000-171](#)