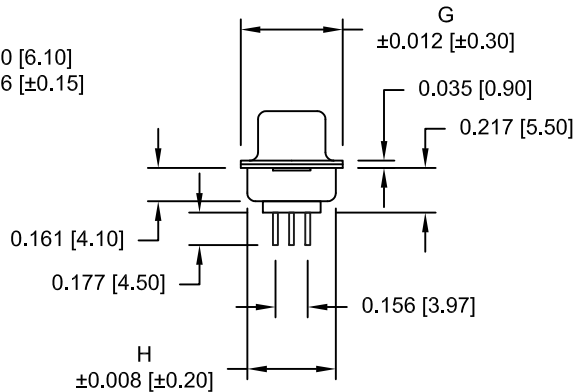
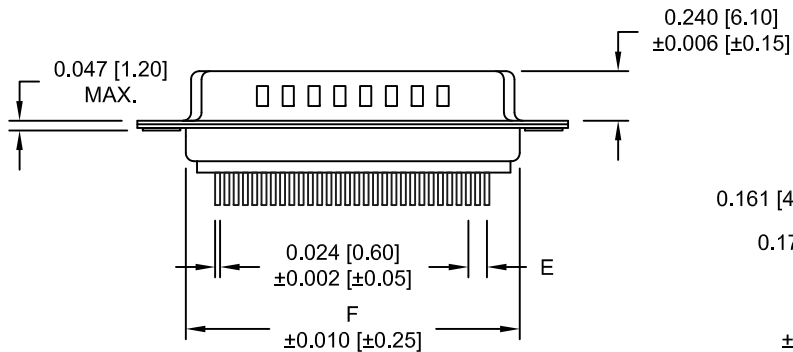
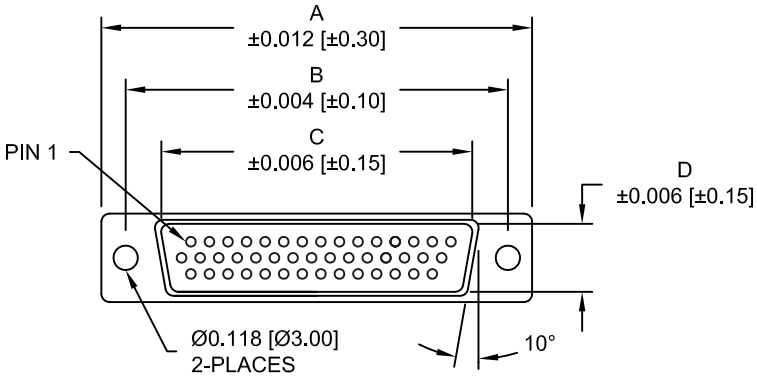


DESCRIPTION: HIGH DENSITY MALE - VERTICAL DIP SOLDER



		DIMENSIONS							
Insulator Material	No. OF PINS	A	B	C	D	E	F	G	H
PA9T	15	1.213	0.984	0.666	0.329	0.090	0.756	0.496	0.429
		30.80	24.99	16.92	8.36	2.29	19.20	12.60	10.90
PA9T	26	1.541	1.312	0.994	0.329	0.090	1.091	0.496	0.429
		39.15	33.32	25.25	8.36	2.29	27.70	12.60	10.90
PA9T	44	2.087	1.852	1.533	0.329	0.090	1.618	0.496	0.429
		53.00	47.04	38.95	8.36	2.29	41.10	12.60	10.90
PA6T	62	2.732	2.500	2.181	0.329	0.095	2.256	0.496	0.429
		69.40	63.50	55.40	8.36	2.41	57.30	12.60	10.90
PA6T	78	2.638	2.406	2.079	0.445	0.095	2.169	0.606	0.526
		67.00	61.10	52.80	11.30	2.41	55.10	15.40	13.35

4 ROWS

180-YYY-113RYY1

SERIES _____
 POSITIONS _____
 015
 026
 044
 062
 078
 GENDER _____
 1 = MALE
 TERMINATION _____
 1 = VERTICAL DIP SOLDER
 SHELL PLATING _____
 3 = NICKEL (GROUND INDENTS)
 RoHS COMPLIANT (260°C)
 HARDWARE OPTIONS _____
 00 = NO HARDWARE
 01 = .098" CLINCH NUT (BOARD SIDE)
 02 = .236" CLINCH NUT (BOARD SIDE)
 03 = .236" CLINCH NUT (MATING SIDE)
 05 = .237 4-40 BOARD LOCK
 90 = .237 4-40 BOARD LOCK
 FOR 0.093" BOARD MAX.
 91 = .237 4-40 SPACER/BOARD LOCK
 92 = .237 4-40 SPACER/BOARD LOCK
 FOR 0.093" BOARD MAX.
 PLATING OPTIONS _____
 1 = GOLD FLASH
 A = 30u" GOLD MATING AREA, GOLD
 FLASH OVERALL

MATERIAL:

SHELL: STEEL, NICKEL PLATED
 INSULATOR: GLASS FILLED THERMOPLASTIC, UL 94V-O RATED
 CONTACT: BRASS, GOLD PLATED OVER NICKEL

ELECTRICAL:

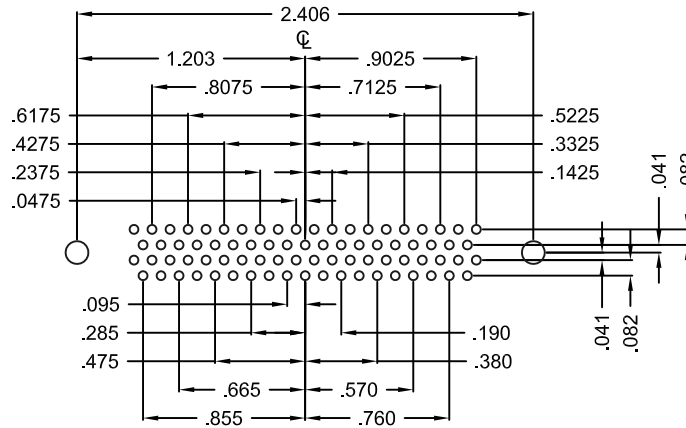
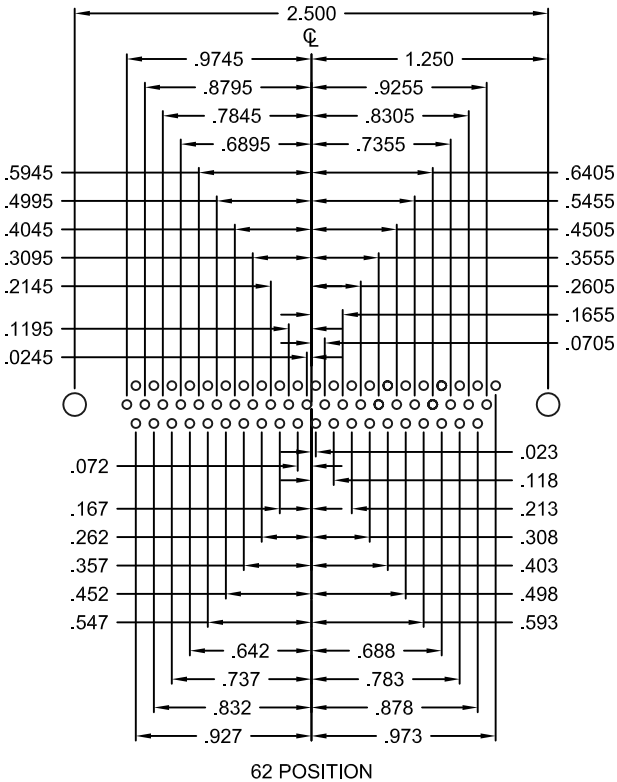
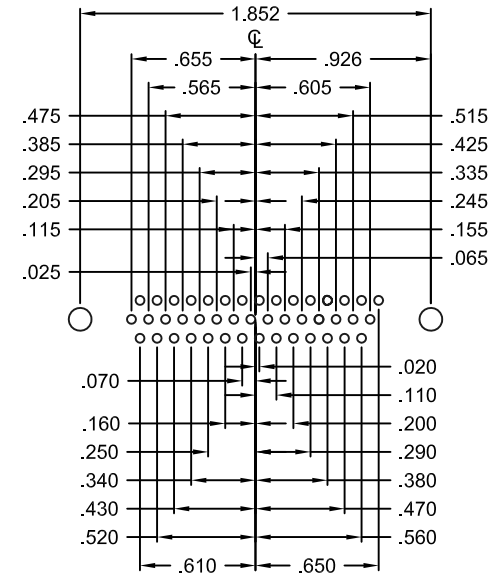
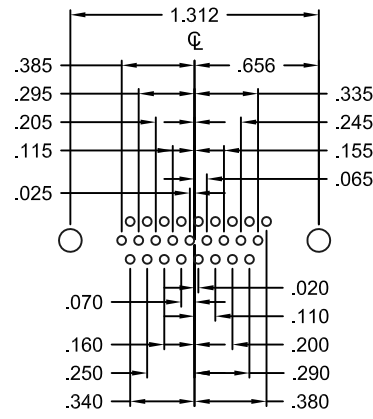
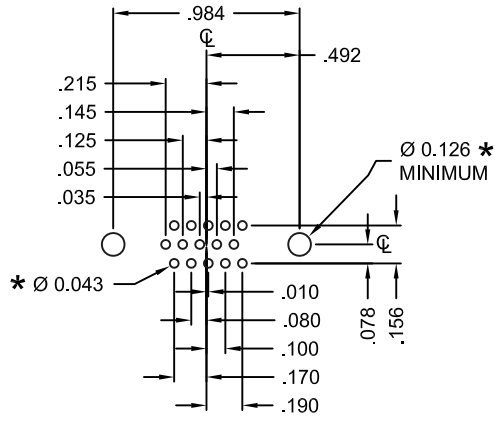
CURRENT RATING: 3 AMPS
 CONTACT RESISTANCE: 15 mOhms Max.
 INSULATION RESISTANCE: 1,000 MOhms min.
 VOLTAGE: 500VAC FOR 1 MINUTE
 TEMPERATURE: -50° C TO 100° C

DO NOT SCALE FROM DRAWING

RoHS COMPLIANT

	THESE DRAWINGS AND SPECIFICATIONS ARE THE PROPERTY OF NorComp AND SHALL NOT BE REPRODUCED, COPIED OR USED AS THE BASIS FOR THE MANUFACTURE OF SALE OF APPARATUS WITHOUT WRITTEN PERMISSION.	DRAWN: PAM JENKINS	DATE: 09-12-05
		SCALE: NTS	SHEET OF 1 3
DWG NO. 180-YYY-113RYY1			

DESCRIPTION: PCB LAYOUT - VERTICAL - MALE



HOLE PATTERN SHOWN ARE FOR MALE

UNITS = inch

* TYP. SUGGESTED SIZE MAY NOT BE SUITABLE FOR ALL APPLICATIONS

DO NOT SCALE FROM DRAWING



THESE DRAWINGS AND SPECIFICATIONS ARE THE PROPERTY OF NorComp AND SHALL NOT BE REPRODUCED, COPIED OR USED AS THE BASIS FOR THE MANUFACTURE OF SALE OF APPARATUS WITHOUT WRITTEN PERMISSION.

DRAWN: PAM JENKINS		DATE: 09-12-05	
SCALE: NTS	SHEET 2	OF 3	REV 18
DWG NO. 180-YYY-113RYY1			

NorComp

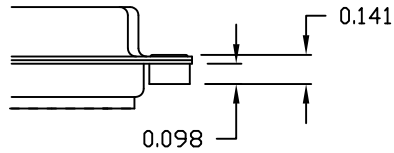
DESCRIPTION: CLINCH NUT HARDWARE

ALL CLINCH-NUTS ARE 4-40 INTERNAL THREADS

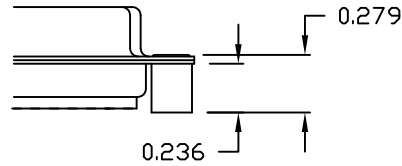
TOLERANCE:

ALL DIMENSIONS ARE ± 0.010

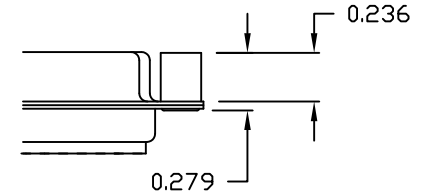
01X 0.098" (BOARD SIDE)



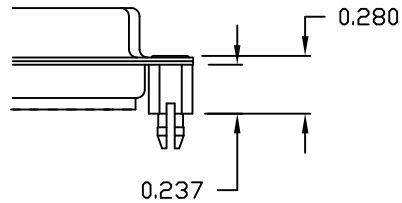
02X 0.236" (BOARD SIDE)



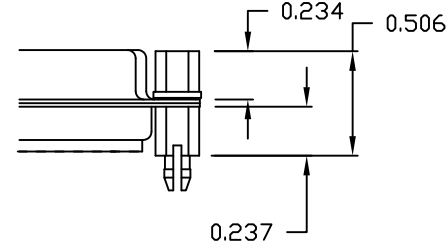
03X..... 0.236" (MATING SIDE)



05X 0.237" (BOARD SIDE)

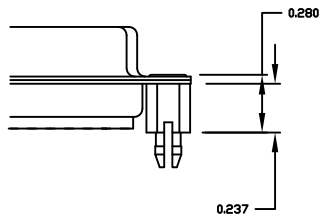


91X 0.237" BOARD SIDE
0.197 MATING SIDE

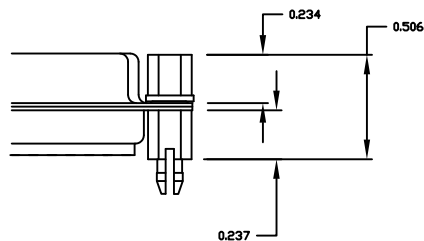


NOTE: 4-40 FEMALE SCREW LOCK IS REMOVABLE

90X 0.237" (BOARD SIDE)



92X 0.237" BOARD SIDE
0.197 MATING SIDE



NOTE: 4-40 FEMALE SCREW LOCK IS REMOVABLE

NOTE: 90 & 92 OPTION FOR 0.093" MAX. BOARD THICKNESS

DO NOT SCALE FROM DRAWING

RoHS COMPLIANT



THESE DRAWINGS AND SPECIFICATIONS ARE THE PROPERTY OF NorComp AND SHALL NOT BE REPRODUCED, COPIED OR USED AS THE BASIS FOR THE MANUFACTURE OF SALE OF APPARATUS WITHOUT WRITTEN PERMISSION.

NorComp

DRAWN: PAM JENKINS		DATE: 09-12-05	
SCALE: NTS	SHEET 3	OF 3	REV 18
DWG NO. 180-YYY-113RYY1			

X-ON Electronics

Largest Supplier of Electrical and Electronic Components

Click to view similar products for [D-Sub High Density Connectors](#) category:

Click to view products by [NorComp](#) manufacturer:

Other Similar products are found below :

[97-3250-11](#) [163A16809X](#) [163A17089X](#) [164A17199X](#) [242A25680X](#) [L717HDB44POL2R210](#) [L717HDEH15POL2](#) [L777HDE15P](#)
[L77HDE15SC309](#) [163A16759X](#) [163A16839X](#) [163A16989X](#) [163A17079X](#) [164A17329X](#) [164A18219X](#) [241A16440X](#) [241A16550X](#)
[241A16680X](#) [241A20810X](#) [241A25740X](#) [CT25-44P](#) [MDBE15PE766](#) [L177HDE15SOL2RM23](#) [L177HRC62S](#) [L177HRC62SVFM](#)
[L177HRCG62S](#) [L717HDEG15POL2RM5](#) [L77HDA26SVF](#) [L77HDE15SD1CO](#) [L77HDEH15SOL2RM832](#) [443895-3](#) [106698-1](#) [280-012K2C](#)
[L177HRB44S](#) [164A17039X](#) [09562004701510](#) [164A17969X](#) [L777HRC62P](#) [241A17960X](#) [164A18269X](#) [280-019S1S9MEN](#) [L777HDEG15P](#)
[280-018P3S25MEGN](#) [206504-2](#) [40-9515HDSP](#) [2057140-1](#) [C115370-6002](#) [DFMA104SNMBFR172FR022](#) [HDC9F200E2S](#) [M24308/4-265](#)