

**SPECIFICATIONS:**

**ELECTRICAL:**

INSULATOR RESISTANCE: 5 G OHMS Min.  
 DIELECTRIC WITHSTANDING: 1,000VAC r.m.s.  
 OPERATING TEMPERATURE: -55° C ~ +125° C  
 POWER CONTACT RESISTANCE: 1.0 mOHMS Max.  
 SIGNAL CONTACT RESISTANCE: 2.7 mOHMS Max.  
 POWER PINS: SEE PART NUMBER BELOW  
 SIGNAL PINS: 5 AMPS

**MECHANICAL:**

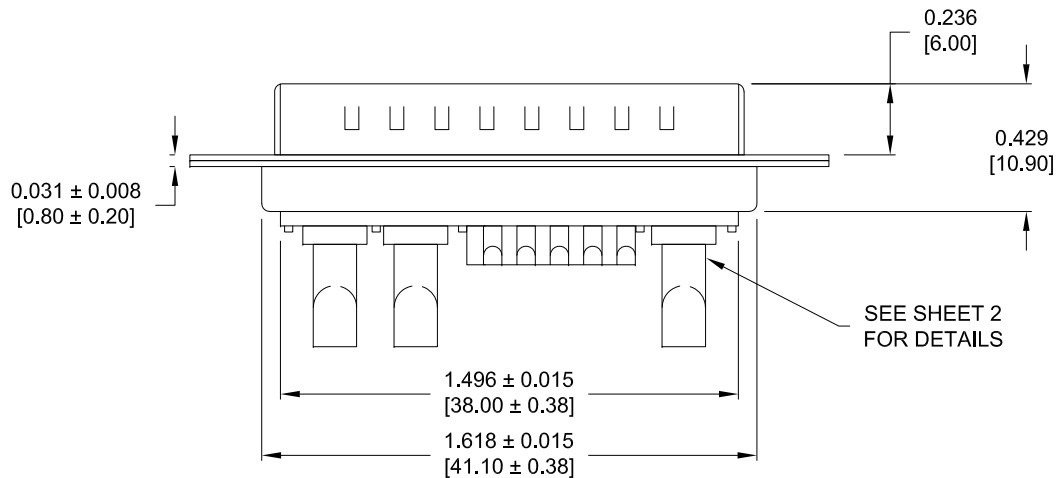
CONTACT INSERTION FORCE: 4.5 Kg Max.  
 CONTACT SEPARATOR FORCE: 0.3Kg Min.

**MATERIALS:**

CONTACTS: COPPER ALLOY  
 INSULATOR: PBT UL94V-0 RATED, BLK  
 230°C PROCESS TEMP.  
 SHELL: STEEL  
 SEAL: F08 FLEXIBLE ADHESIVE

**FINISH:**

SHELL: NICKEL  
 CONTACTS: FULL GOLD FLASH



**680S13W3103LYY1**

2 = 20 AMP  
 4 = 40 AMP  
 0 = NO HARDWARE  
 1 = 0.098" CN TERMINATION SIDE  
 1 = GOLD FLASH  
 \*CONTACT NORCOMP FOR MORE OPTIONS

**MEETS IP67 STANDARDS**

(SEE PAGE 2 FOR SEALING DETAILS)

**RoHS COMPLIANT**

UNITS = inch [mm]

**DO NOT SCALE FROM DRAWING**



THESE DRAWINGS AND SPECIFICATIONS ARE THE PROPERTY OF NorComp AND SHALL NOT BE REPRODUCED, COPIED OR USED AS THE BASIS FOR THE MANUFACTURE OR SALE OF APPARATUS WITHOUT WRITTEN PERMISSION.

DRAWN:  
**P. JENKINS**

DATE:  
 09/13/2011

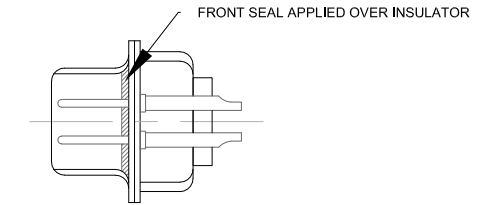
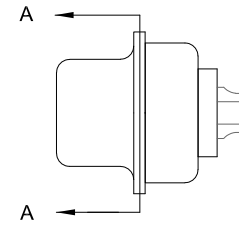
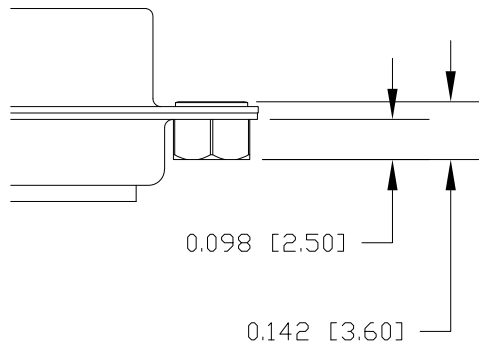
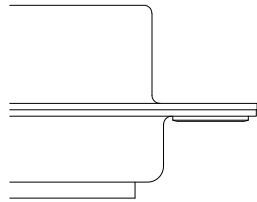
**NorComp**

SCALE: NTS	SHEET 1	OF 2	REV 2
DWG NO.		680S13W3103LYY1	

**HARDWARE OPTIONS**  
**CLINCH NUTS HAVE #4-40 INTERNAL THREADS THRU**

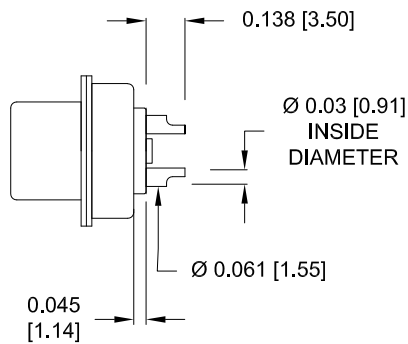
0 ..... NO HARDWARE

1 ..... 0.098" TERMINATION SIDE

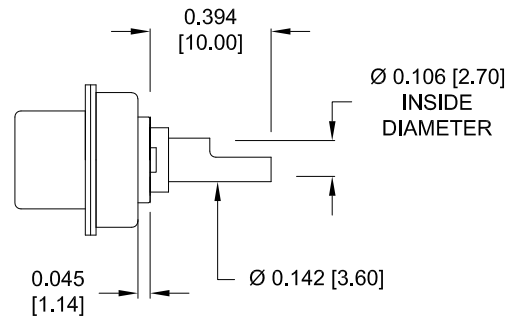


**DETAIL A-A**  
 SHOWN FOR REFERENCE ONLY

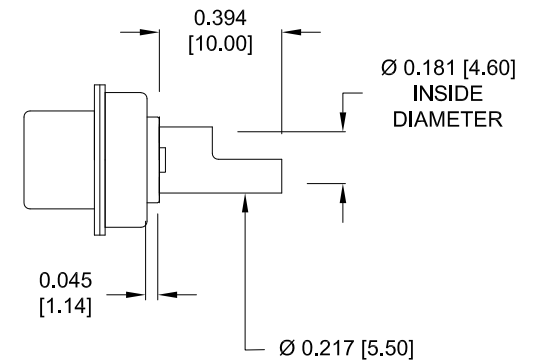
**NOTE:**  
**SIGNAL AND POWER CONTACTS**  
**COME PRE-LOADED INTO INSULATORS**



**SIGNAL CONTACTS**  
 ACCEPTS UP TO 20 AWG WIRE



**20 AMP POWER CONTACTS**  
 ACCEPTS UP TO 12 AWG WIRE



**40 AMP POWER CONTACTS**  
 ACCEPTS UP TO 8 AWG WIRE

**RoHS COMPLIANT**

UNITS = inch [mm]

**DO NOT SCALE FROM DRAWING**



THESE DRAWINGS AND SPECIFICATIONS ARE THE PROPERTY OF NorComp AND SHALL NOT BE REPRODUCED, COPIED OR USED AS THE BASIS FOR THE MANUFACTURE OR SALE OF APPARATUS WITHOUT WRITTEN PERMISSION.

DRAWN:  
**P. JENKINS**

DATE:  
 09/13/2011

**NorComp**

SCALE:  
 NTS

SHEET OF  
 2 OF 2

REV  
 2

DWG NO.

**680S13W3103LYY1**

## X-ON Electronics

Largest Supplier of Electrical and Electronic Components

*Click to view similar products for [D-Sub Mixed Contact Connectors](#) category:*

*Click to view products by [NorComp](#) manufacturer:*

Other Similar products are found below :

[790-025SF-5P5NMN](#) [790-025SJ-7P7NML](#) [DAM-7W2PC](#) [L717TWB5W5P3R](#) [L717TWB5W5PRM84](#) [L717TWP3W3P](#)  
[3003W3PXX56N40X](#) [3005W5PXX99E40X](#) [3005W5SXX99A30X](#) [3005W5SXX99E40X](#) [3013W6SCM99A10X](#) [3036W4PCM41A10X](#)  
[3036W4SCM99A10X](#) [FCE17-E2W2SS-2N0](#) [212522-7](#) [PII-468-1](#) [3003W3PXX43A10X](#) [3003W3SXX56N40X](#) [3005W5PXX88N40X](#)  
[3008W8SXX57A30X](#) [3009W4PCT57P20X](#) [3011W1SXX99A10X](#) [3017W2SAR69C40X](#) [3024W7SCM99A10X](#) [321WA4PXX99A60X](#)  
[3F3SSC22S41A30X](#) [L717TWA7W2PP2SY3R](#) [DBM-17W2S-1A8N-A190-A197-1](#) [421WA4PCR50E20X](#) [09691009009](#) [09691100022500](#)  
[09693009176](#) [09692009147](#) [09693909015](#) [6017W2PCM41B30X](#) [790-061SH-36W2NMNA](#) [790-044SE-7P3MNPB](#) [790-043PE-11P2MPA](#)  
[790-043PB-2P2MPB](#) [790-029SB-2P2MEPA](#) [790-028PK-9P9MPA](#) [790-028PH-54P2MGA](#) [790-028PH-36P2MNA](#) [790-028PB-2P2MPA](#) [790-](#)  
[027SH-5W5MTEP](#) [790-026PH-54P2ZNUG](#) [790-026PH-54P2MP](#) [790-026PH-36P2ZNUG](#) [790-026PH-36P2MG](#) [790-026PD-3P3MP](#)