

ELECTRICAL:

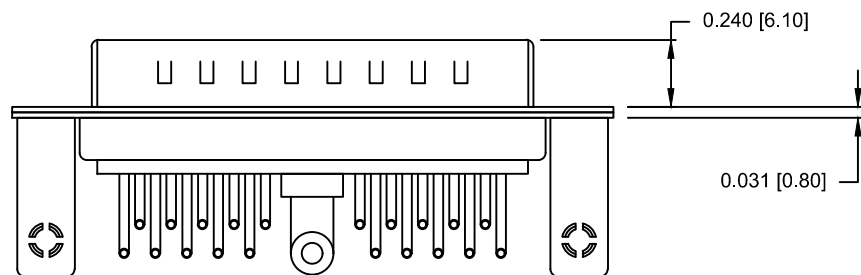
INSULATOR RESISTANCE: 5 GΩ MIN.  
 WORKING VOLTAGE: 250V  
 OPERATING TEMPERATURE: -55°C TO +125°C  
 POWER CONTACT RESISTANCE: 1.0 mΩ MAX.  
 SIGNAL CONTACT RESISTANCE: 10 mΩ MAX.  
 POWER CONTACT AMPERAGE: SEE P/N KEY  
 SIGNAL CONTACT AMPERAGE: 5 AMPS

MECHANICAL:

CONTACT INSERTION FORCE: 4.5 Kg MAX.  
 CONTACT SEPARATION FORCE: 0.3 Kg MIN.

MATERIALS:

CONTACTS: COPPER ALLOY, GOLD FLASH  
 INSULATOR: PBT UL94V-0 RATED  
 230°C PROCESS TEMP.  
 SHELL: NICKEL PLATED STEEL  
 BRACKET: NICKEL PLATED STEEL  
 BOARD LOCK: NICKEL PLATED BRASS



SEE SHEET 2  
 FOR CONTACT & BRACKET DIMENSION DETAILS

**684M21W1103LYYY**

46 = 40 AMP POWER // #4-40 BRACKET // STANDARD PCB TAILS  
 62 = 40 AMP POWER // #4-40 BRACKET // 2.22mm PCB TAILS

1 = GOLD FLASH

RoHS COMPLIANT

UNITS = inches [mm]

DO NOT SCALE FROM DRAWING



THESE DRAWINGS AND SPECIFICATIONS ARE THE PROPERTY OF NorComp AND SHALL NOT BE REPRODUCED, COPIED OR USED AS THE BASIS FOR THE MANUFACTURE OR SALE OF APPARATUS WITHOUT WRITTEN PERMISSION.

DRAWN:  
**M. SIGMON**

DATE:  
 07/22/2013

**NorComp**

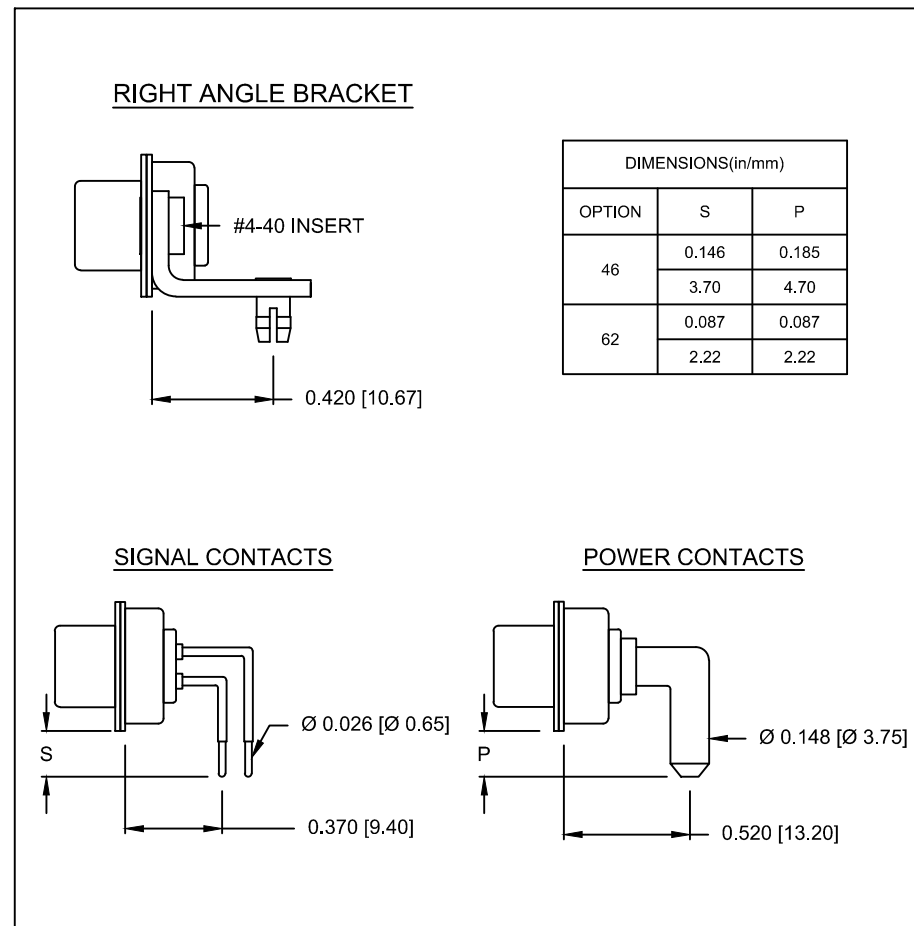
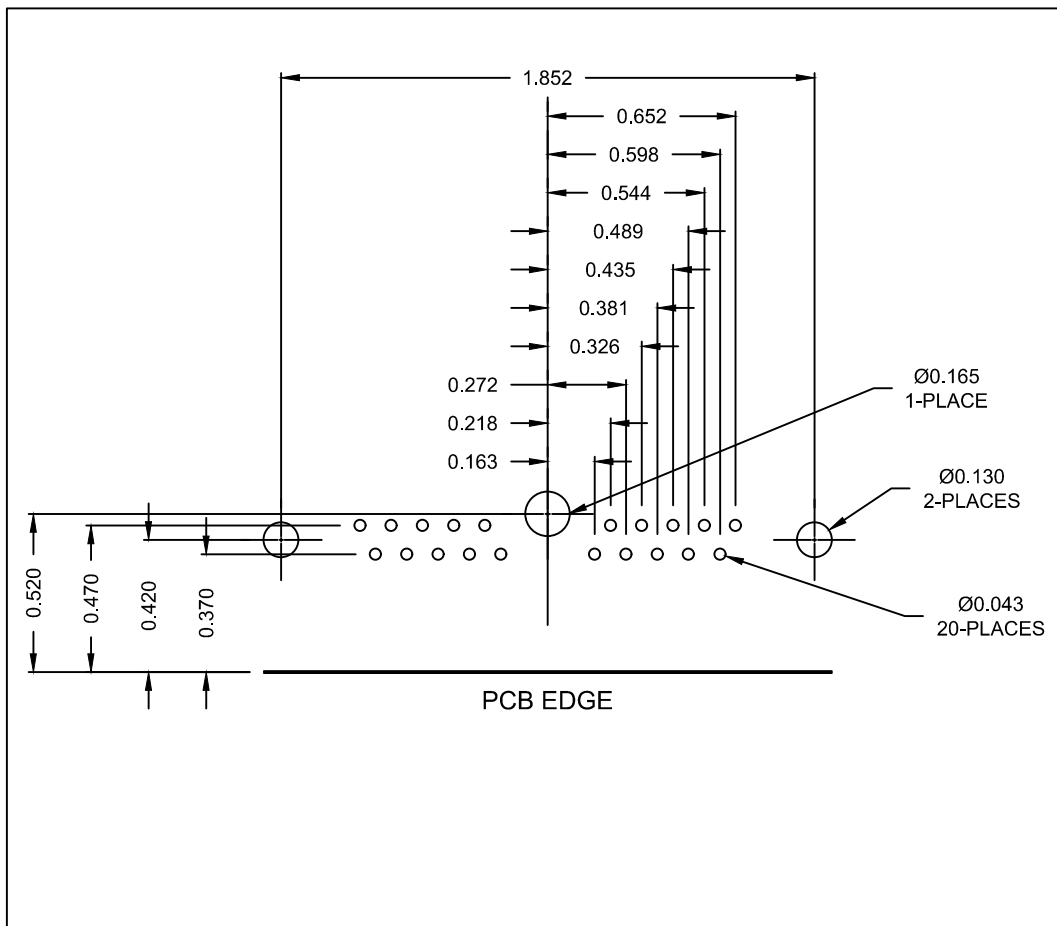
SCALE:  
 NTS

SHEET 1 OF 2

REV 4

DWG NO.

**684M21W1103L461**



RoHS COMPLIANT

UNITS = inches [mm]

DO NOT SCALE FROM DRAWING



THESE DRAWINGS AND SPECIFICATIONS ARE THE PROPERTY OF NorComp AND SHALL NOT BE REPRODUCED, COPIED OR USED AS THE BASIS FOR THE MANUFACTURE OR SALE OF APPARATUS WITHOUT WRITTEN PERMISSION.

DRAWN:  
M. SIGMON

DATE:  
07/22/2013

NorComp

SCALE:  
NTS

SHEET OF  
2 2

REV  
4

DWG NO.

684M21W1103L461

## X-ON Electronics

Largest Supplier of Electrical and Electronic Components

*Click to view similar products for [D-Sub Mixed Contact Connectors](#) category:*

*Click to view products by [NorComp](#) manufacturer:*

Other Similar products are found below :

[790-025SF-5P5NMN](#) [790-025SJ-7P7NML](#) [DAM-7W2PC](#) [L717TWB5W5P3R](#) [L717TWB5W5PRM84](#) [L717TWP3W3P](#)  
[3003W3PXX56N40X](#) [3005W5PXX99E40X](#) [3005W5SXX99A30X](#) [3005W5SXX99E40X](#) [3013W6SCM99A10X](#) [3036W4PCM41A10X](#)  
[3036W4SCM99A10X](#) [FCE17-E2W2SS-2N0](#) [212522-7](#) [3003W3PXX43A10X](#) [3003W3SXX56N40X](#) [3005W5PXX88N40X](#)  
[3008W8SXX57A30X](#) [3009W4PCT57P20X](#) [3011W1SXX99A10X](#) [3017W2SAR69C40X](#) [321WA4PXK99A60X](#) [3F3SSC22S41A30X](#)  
[L717TWA7W2PP2SY3R](#) [DBM-17W2S-1A8N-A190-A197-1](#) [421WA4PCR50E20X](#) [09691009009](#) [09691100022500](#) [09693009176](#)  
[09692009147](#) [09693909015](#) [6017W2PCM41B30X](#) [790-061SH-36W2NMNA](#) [790-044SE-7P3MNPB](#) [790-043PE-11P2MPA](#) [790-043PB-](#)  
[2P2MPB](#) [790-029SB-2P2MEPA](#) [790-028PK-9P9MPA](#) [790-028PH-54P2MGA](#) [790-028PH-36P2MNA](#) [790-028PB-2P2MPA](#) [790-027SH-](#)  
[5W5MTEP](#) [790-026PH-54P2ZNUG](#) [790-026PH-54P2MP](#) [790-026PH-36P2ZNUG](#) [790-026PH-36P2MG](#) [790-026PD-3P3MP](#) [790-025SJ-](#)  
[7P7EMS](#) [790-025SH-36W2NMT](#)