

CHARACTERISTICS

MATERIALS

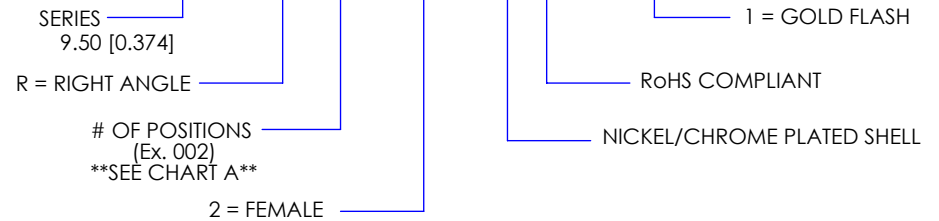
SHELL : BRASS  
 SHELL PLATING : NICKEL  
 NUT : BRASS  
 NUT PLATING : NICKEL  
 LATCH SLEEVE : BRASS  
 LATCH SLEEVE PLATING : NICKEL  
 CONTACTS : COPPER ALLOY  
 CONTACT PLATING : 7µ" GOLD PLATED OVER 196µ" NICKEL MIN.  
 INSULATOR : PPS (HIGH TEMPERATURE)

MECHANICAL

DURABILITY: 5000 CYCLES  
 OPERATING TEMP. RANGE: -40° C ~ +200° C  
 PROCESS TEMPERATURE : 260° C FOR 5 SECONDS  
 MAX. TORQUE VALUE : 2.5 Nm [22 IN/lbs]  
 SHIELDING: 75dB @ 10MHz  
 40dB @ 1GHz

IP RATING: 50

820B R YY - 2 S 3 R 00 1



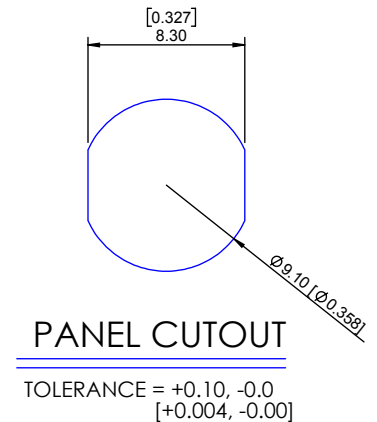
**\*\*NOTE\*\***  
 SEE PAGE 2 FOR BOARD LAYOUTS

CHART A

● = KEY LOCATION

\*\*VIEW FROM TERMINATION END\*\*

2 POSITION 6 AMP MAX. PIN Ø = 0.90 [0.035]	3 POSITION 6 AMP MAX. PIN Ø = 0.90 [0.035]	4 POSITION 6 AMP MAX. PIN Ø = 0.70 [0.028]	5 POSITION 6 AMP MAX. PIN Ø = 0.70 [0.028]	6 POSITION 2.5 AMP MAX. PIN Ø = 0.50 [0.020]	7 POSITION 2.5 AMP MAX. PIN Ø = 0.50 [0.020]	9 POSITION 2 AMP MAX. PIN Ø = 0.50 [0.020]
CONTACT RESISTANCE = 6 mΩ TEST VOLTAGE = 1000V WORKING VOLTAGE = 330V	CONTACT RESISTANCE = 6 mΩ TEST VOLTAGE = 1200V WORKING VOLTAGE = 400V	CONTACT RESISTANCE = 7.5 mΩ TEST VOLTAGE = 850V WORKING VOLTAGE = 280V	CONTACT RESISTANCE = 7.5 mΩ TEST VOLTAGE = 850V WORKING VOLTAGE = 280V	CONTACT RESISTANCE = 10 mΩ TEST VOLTAGE = 850V WORKING VOLTAGE = 280V	CONTACT RESISTANCE = 10 mΩ TEST VOLTAGE = 800V WORKING VOLTAGE = 260V	CONTACT RESISTANCE = 10 mΩ TEST VOLTAGE = 600V WORKING VOLTAGE = 200V



**RoHS COMPLIANT**



THESE DRAWINGS AND SPECIFICATIONS ARE THE PROPERTY OF NorComp AND SHALL NOT BE REPRODUCED, COPIED OR USED AS THE BASIS FOR THE MANUFACTURE OR SALE OF APPARATUS WITHOUT WRITTEN PERMISSION.

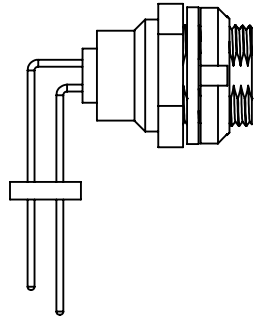
NorComp

DRAWN: M. SIGMON	DATE: 12-02-16	SCALE: N.T.S.	SHEET 1	OF 2	REV: 3
			DWG NO. 820BRY-2S3R001		

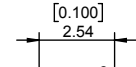
# BOARD LAYOUTS (TOP VIEW)

NOTE : \*\*HOLE DIAMETERS ARE TYPICAL ALL SIZES\*\*

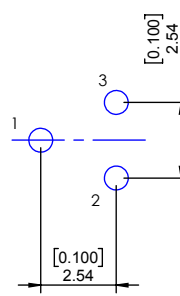
● = KEY LOCATION / PCB EDGE



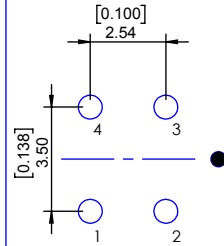
HOLE DIAMETER  
 POS. 2-7: 0.70 [0.028]  
 POS. 9: 0.60 [0.024]



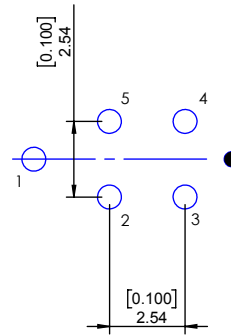
2 POS



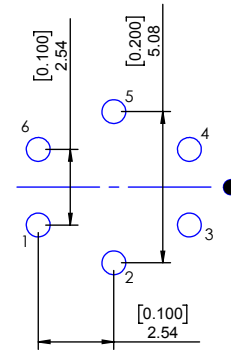
3 POS



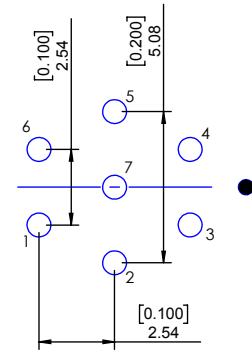
4 POS



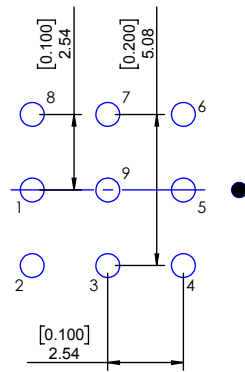
5 POS



6 POS



7 POS



9 POS

**RoHS COMPLIANT**



THESE DRAWINGS AND SPECIFICATIONS ARE THE PROPERTY OF NorComp AND SHALL NOT BE REPRODUCED, COPIED OR USED AS THE BASIS FOR THE MANUFACTURE OR SALE OF APPARATUS WITHOUT WRITTEN PERMISSION.

NorComp

DRAWN: M. SIGMON

DATE: 12-02-16

SCALE: N.T.S.

SHEET 2 OF 2

REV: 3

DWG NO. 820BRY-2S3R001

## X-ON Electronics

Largest Supplier of Electrical and Electronic Components

*Click to view similar products for [Circular Push Pull Connectors](#) category:*

*Click to view products by [NorComp](#) manufacturer:*

Other Similar products are found below :

[6407-249V-11273P](#) [6408-201V-13273](#) [6408-202V-13343](#) [6408-202V-17343](#) [EZG.0B.309.CLN](#) [FFA.2S.310.ZLA](#) [FGA.1B.307.CYCD72Z](#)  
[FGJ.1B.304.CLLD76](#) [FGJ.1B.306.CWLD72](#) [FGJ.3B.304.CYMD10Z](#) [FGJ.3B.304.CYMD82Z](#) [FHG.1B.303.CYCZ](#) [PCS.01.250.DLLE24](#)  
[PHG.0K.305.CYMC40Z](#) [PHG.1K.308.CLLK85](#) [PKG.M0.6BL.LZ](#) [PLC.M1.0SL.LA](#) [GMA.10.290.DN](#) [GMA.3B.090.DA](#)  
[PRG.M0.6GL.LC52GZ](#) [PSA.1S.275.CTLC66](#) [ABF.1S.250.NTA](#) [133020F](#) [1331ER193MZ](#) [1332M107MZ](#) [DTS26Z19-32JA-LC](#) [DTS26Z19-](#)  
[32SA](#) [DTS26Z19-32SA-LC](#) [EAJ.1B.306.CWA](#) [ECG.XB.312.CLL](#) [1589430-2](#) [EEA.0B.305.CLN](#) [EEA.0B.309.CLL](#) [ELF.00.250.NTL](#)  
[ERA.01.250.DLL](#) [BRR.2S.200.PZVG](#) [HR10A-P](#) [CAH.M34.SLL.C72GZ](#) [CAJ.M34.SLL.C72GZ](#) [300500](#) [ESB.00.303.NLL](#)  
[EXG.0B.309.HLN](#) [FFB.1S.250.CLAC27](#) [FGA.2B.306.CYCD92](#) [FGA.2B.306.CYCD92Z](#) [FGJ.1B.302.CYMD62](#) [FGJ.3B.308.CLLD72Z](#)  
[FHG.1B.303.CYCD62](#) [FLC.00.250.CTAC31](#) [PCS.01.250.DLLE31](#)