



ELECTRONICS, INC.
 44 FARRAND STREET
 BLOOMFIELD, NJ 07003
 (973) 748-5089
<http://www.nteinc.com>

NTE466

Silicon N-Channel JFET Transistor Chopper, High Speed Switch TO218 Type package

Absolute Maximum Ratings:

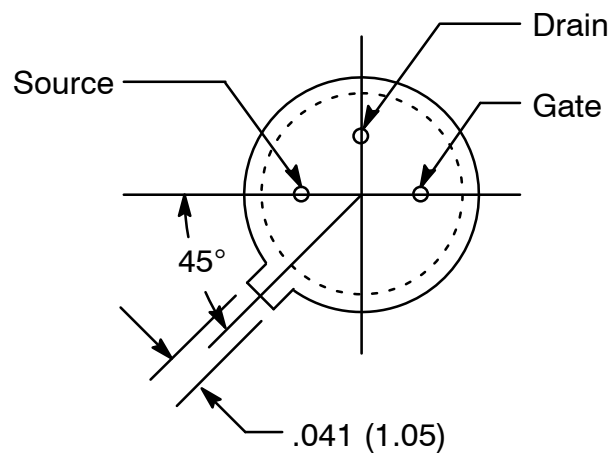
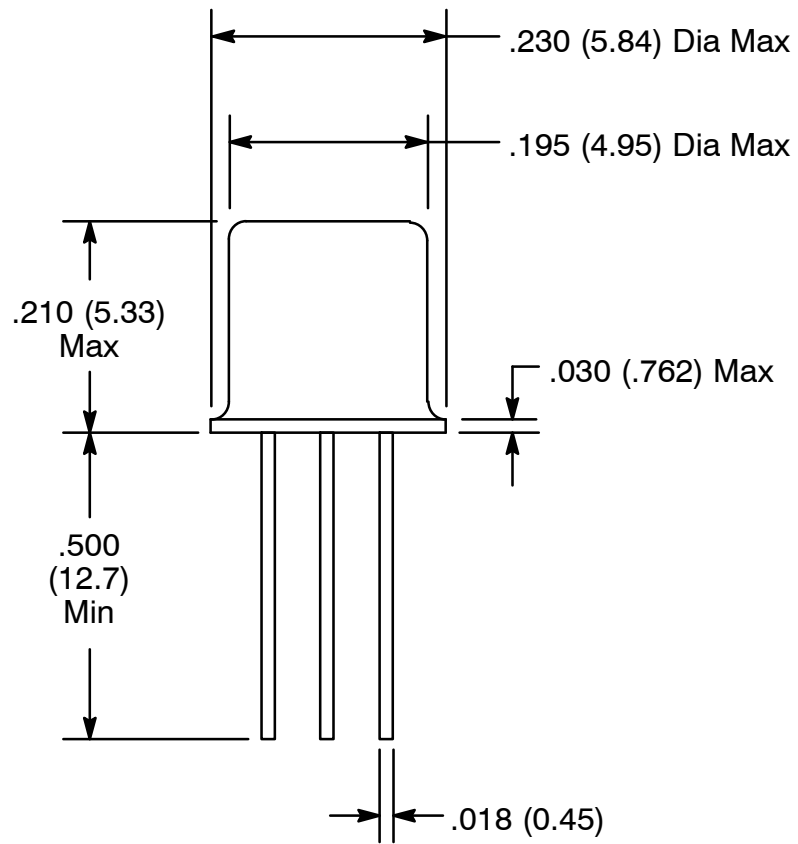
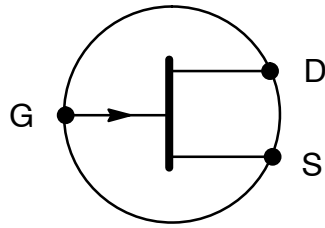
Drain-Source Voltage, V_{DS}	40V
Drain-Gate Voltage, V_{DG}	40V
Reverse Gate-Source Voltage, V_{GSR}	-40V
Forward Gate Current, $I_{G(f)}$	50mA
Total Device Dissipation ($T_A = +25^\circ\text{C}$), P_D	360mW
Derate Above 25°C	2.4mW/ $^\circ\text{C}$
Storage Temperature Range, T_{stg}	-65° to $+175^\circ\text{C}$

Electrical Characteristics: ($T_A = +25^\circ\text{C}$ unless otherwise specified)

Parameter	Symbol	Test Conditions	Min	Typ	Max	Unit
OFF Characteristics						
Gate-Source Breakdown Voltage	$V_{(BR)GSS}$	$I_G = 1\text{A}, V_{DS} = 0$	-40	-	-	V
Gate Reverse Current	I_{GSS}	$V_{GS} = -20\text{V}, V_{DS} = 0$	-	-	0.25	nA
		$V_{GS} = -20\text{V}, V_{DS} = 0, T_A = +150^\circ\text{C}$	-	-	0.5	$^\circ\text{A}$
Gate-Source Cutoff Voltage	$V_{GS(off)}$	$V_{DS} = 15\text{V}, I_D = 0.5\text{nA}$	-4	-	-10	V
Drain Cutoff Current	$I_{D(off)}$	$V_{DS} = 15\text{V}, V_{GS} = -10\text{V}$	-	-	0.25	nA
		$V_{DS} = 15\text{V}, V_{GS} = -10\text{V}, T_A = +150^\circ\text{C}$	-	-	0.5	$^\circ\text{A}$
ON Characteristics						
Zero-Gate-Voltage Drain Current	I_{DSS}	$V_{DS} = 15\text{V}, V_{GS} = 0$, Note 1	50	-	-	mA
Drain-Source ON-Voltage	$V_{DS(on)}$	$I_D = 20\text{mA}, V_{GS} = 0$	-	-	0.75	V
Small-Signal Characteristics						
Drain-Source "ON" Resistance	$r_{DS(on)}$	$V_{GS} = 0, I_D = 0, f = 1\text{kHz}$	-	-	25	\leq
Input Capacitance	C_{iss}	$V_{DS} = 0, V_{GS} = -10\text{V}, f = 1\text{MHz}$	-	-	18	pF
Reverse Transfer Capacitance	C_{rss}	$V_{DS} = 0, V_{GS} = -10\text{V}, f = 1\text{MHz}$	-	-	0.8	pF
Switching Characteristics (Note 2)						
Turn-On Delay Time	$t_{d(on)}$	$V_{DD} = 10\text{V}, I_{D(on)} = 20\text{mA},$ $V_{GS(on)} = 0, V_{GS(off)} = -10\text{V}$	-	-	6	ns
Rise Time	t_r		-	-	3	ns
Turn-Off Time	t_{off}		-	-	25	ns

Note 1. Pulse Test: Pulse Width = 100ms, Duty Cycle \leq 10%.

Note 2. The $I_{D(on)}$ values are nominal; exact values vary slightly with transistor parameters.



X-ON Electronics

Largest Supplier of Electrical and Electronic Components

Click to view similar products for [MOSFET](#) category:

Click to view products by [NTE](#) manufacturer:

Other Similar products are found below :

[614233C](#) [648584F](#) [MCH3443-TL-E](#) [MCH6422-TL-E](#) [FDPF9N50NZ](#) [FW216A-TL-2W](#) [FW231A-TL-E](#) [APT5010JVR](#) [NTNS3A92PZT5G](#)
[IRF100S201](#) [JANTX2N5237](#) [2SK2464-TL-E](#) [2SK3818-DL-E](#) [FCA20N60_F109](#) [FDZ595PZ](#) [STD6600NT4G](#) [FSS804-TL-E](#) [2SJ277-DL-E](#)
[2SK1691-DL-E](#) [2SK2545\(Q,T\)](#) [405094E](#) [423220D](#) [MCH6646-TL-E](#) [TPCC8103,L1Q\(CM](#) [367-8430-0972-503](#) [VN1206L](#) [424134F](#)
[026935X](#) [051075F](#) [SBVS138LT1G](#) [614234A](#) [715780A](#) [NTNS3166NZT5G](#) [751625C](#) [873612G](#) [IRF7380TRHR](#) [IPS70R2K0CEAKMA1](#)
[RJK60S3DPP-E0#T2](#) [RJK60S5DPK-M0#T0](#) [APT5010JVFR](#) [APT12031JFLL](#) [APT12040JVR](#) [DMN3404LQ-7](#) [NTE6400](#) [JANTX2N6796U](#)
[JANTX2N6784U](#) [JANTXV2N5416U4](#) [SQM110N05-06L-GE3](#) [SIHF35N60E-GE3](#) [2SK2614\(TE16L1,Q\)](#)