



ELECTRONICS, INC.

44 FARRAND STREET
BLOOMFIELD, NJ 07003
(973) 748-5089
<http://www.nteinc.com>

NTE941M & NTE941SM Integrated Circuit Operational Amplifier

Description:

The NTE941M and NTE941SM (Surface Mount) are general purpose operational amplifiers in 8-Lead DIP type packages and offer many features which make their application nearly foolproof: overload protection on the input and output, no latch-up when the common mode range is exceeded, as well as freedom from oscillators.

Absolute Maximum Ratings:

Supply Voltage, V_S	$\pm 18V$
Differential Input Voltage, V_{ID}	$\pm 30V$
Common Mode Input Voltage (Note 2), V_{ICM}	$\pm 15V$
Power Dissipation (Note 1), P_D	500mW
Output Short-Circuit Duration, t_S	Continuous
Operating Temperature Range, T_{opr}	0° to +70°C
Storage Temperature Range, T_{stg}	-65° to +150°C
Junction Temperature, T_J	+100°C
Lead Temperature (During Soldering, 10sec), T_L	+260°C
Thermal Resistance, Junction-to-Ambient, R_{thJA}	
NTE941M	+100°C/W
NTE941SM	+195°C/W

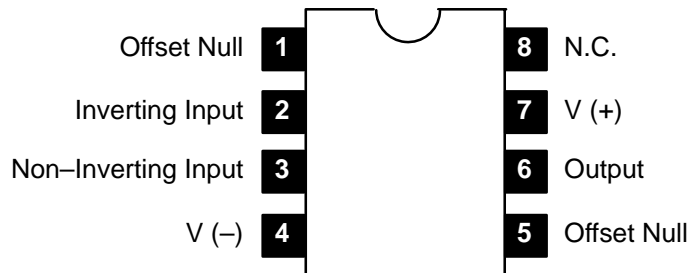
Note 1. For operation at elevated temperatures, these devices must be derated based on thermal resistance, and T_J Max ($T_J = T_A + (R_{thJA} P_D)$).

Note 2. For supply voltage less than $\pm 15V$, the absolute maximum input voltage is equal to the supply voltage.

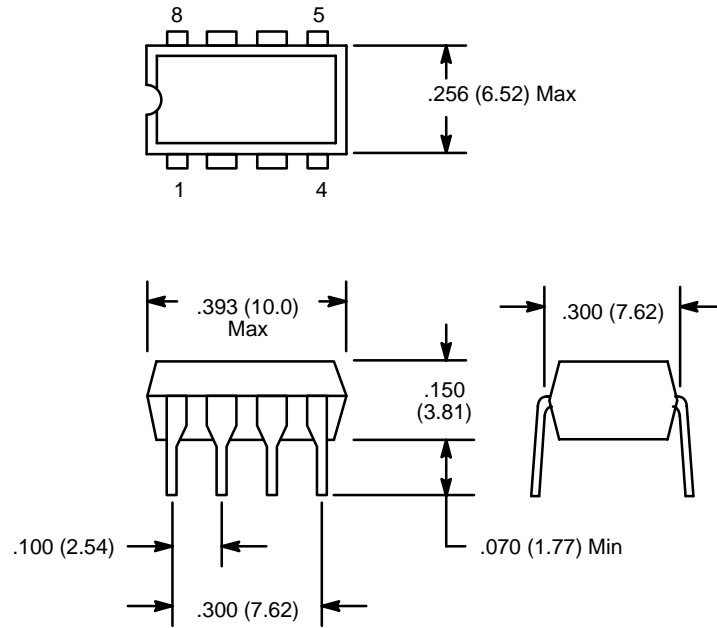
Electrical Characteristics: ($V_S = \pm 15V$, $0^\circ \leq T_A \leq +70^\circ C$ unless otherwise specified)

Parameter	Symbol	Test Conditions	Min	Typ	Max	Unit	
Input Offset Voltage	V_{IO}	$R_S \leq 10k\Omega$	$T_A = +25^\circ C$	–	2.0	6.0	mV
				–	–	7.5	mV
Input Offset Voltage Adjustment Range	V_{IOR}	$V_S = \pm 20V$, $T_A = +25^\circ C$	–	± 15	–	V	
Input Offset Current	I_{IO}	$T_A = +25^\circ C$		–	20	200	nA
				–	–	300	nA
Input Bias Current	I_{IB}	$T_A = +25^\circ C$		–	80	500	nA
				–	–	0.8	μA
Input Resistance	r_i	$V_S = \pm 20V$, $T_A = +25^\circ C$	0.3	2.0	–	$M\Omega$	
Common Mode Input Voltage Range	V_{ICR}	$T_A = +25^\circ C$	–	± 12	± 13	V	
Large Signal Voltage Gain	A_V	$V_O = \pm 10V$, $R_L \geq 2k\Omega$	$T_A = +25^\circ C$	20	200	–	V/mV
				15	–	–	V/mV
Output Voltage Swing	V_O	$R_L \geq 10k\Omega$	± 12	± 14	–	V	
		$R_L \geq 2k\Omega$	± 10	± 13	–	V	
Output Short-Circuit Current	I_{OS}	$T_A = +25^\circ C$	–	25	–	mA	
Common-Mode Rejection Ratio	CMRR	$R_S \leq 10k\Omega$, $V_{CM} = \pm 12V$	70	90	–	dB	
Supply Voltage Rejection Ratio	PSRR	$V_S = \pm 20V$ to $\pm 5V$, $R_S \leq 10k\Omega$	77	96	–	dB	
Transient Response Rise Time	t_{TLH}	$T_A = +25^\circ C$, Unity Gain	–	0.3	–	μs	
Transient Response Overshoot	os		–	5	–	%	
Transient Response Slew Rate	SR		–	0.5	–	V/ μs	
Supply Current	I_D	$T_A = +25^\circ C$	–	1.7	2.8	mA	
Power Consumption	P_C	$T_A = +25^\circ C$	–	50	85	mW	

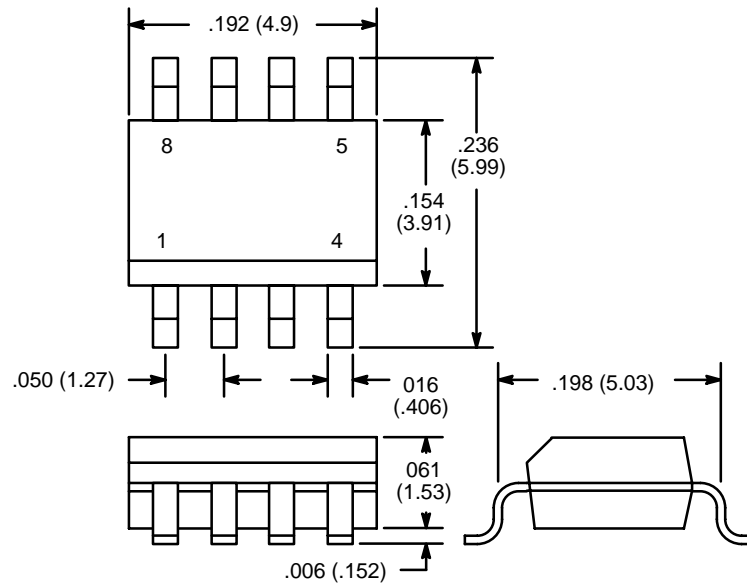
Pin Connection Diagram



NTE941M



NTE941SM



NOTE: Pin1 on Beveled Edge

X-ON Electronics

Largest Supplier of Electrical and Electronic Components

Click to view similar products for [Operational Amplifiers - Op Amps category](#):

Click to view products by [NTE manufacturer](#):

Other Similar products are found below :

[OPA2991IDSGR](#) [OPA607IDCKT](#) [007614D](#) [633773R](#) [635798C](#) [635801A](#) [702115D](#) [709228FB](#) [741528D](#) [NCV33072ADR2G](#) [SC2903DR2G](#)
[SC2903VDR2G](#) [LM258AYDT](#) [LM358SNG](#) [430227FB](#) [430228DB](#) [460932C](#) [AZV831KTR-G1](#) [409256CB](#) [430232AB](#) [LM2904DR2GH](#)
[LM358YDT](#) [LT1678IS8](#) [042225DB](#) [058184EB](#) [070530X](#) [714228XB](#) [714846BB](#) [873836HB](#) [MIC918YC5-TR](#) [TS912BIYDT](#)
[NCS2004MUTAG](#) [NCV33202DMR2G](#) [M38510/13101BPA](#) [NTE925](#) [SC2904DR2G](#) [SC358DR2G](#) [LM358EDR2G](#) [AZV358MTR-G1](#)
[AP4310AUMTR-AG1](#) [HA1630D02MMEL-E](#) [NJM358CG-TE2](#) [HA1630S01LPEL-E](#) [LM324AWPT](#) [HA1630Q06TELL-E](#) [NJM4558CG-TE2](#)
[AZV358MMTR-G1](#) [SCY33178DR2G](#) [NCS4325DR2G](#) [LM7301SN1T1G](#)