


# AS Series

## Anti-surge Thick Film Chip Resistors



### FEATURES

- Small size and light weight
- Suitable for both wave and reflow soldering
- Can withstand high surge
- Reduction of assembly costs

### SERIES SPECIFICATIONS

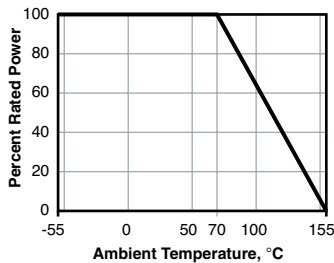
Type	Power Rating at 70°C	Max Working Voltage	Max Overload Voltage	Dielectric Withstanding Voltage	Resistance Range
AS08 (0805)	0.33W	150V	300V	500V	1Ω~10MΩ
AS12 (1206)	0.5W	200V	400V	500V	1Ω~10MΩ
AS25 (2512)	1.5W	500V	500V	500V	1Ω~20MΩ

### CHARACTERISTICS

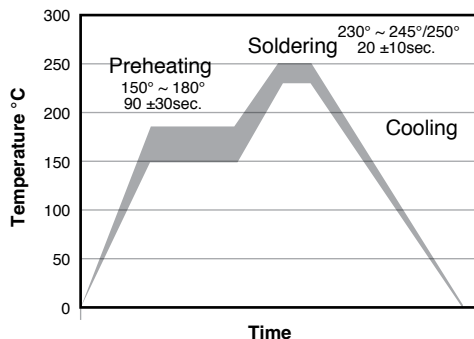
<b>Std. Oper. Temp.</b>	-55°C ~ +155°C
<b>Standard Values</b>	E-24 values
<b>Construction</b>	Thick film
<b>Tolerance</b>	±5% standard; ±10% and ±20% available

Test	ΔR	Test Methods (JIS C 5201-1)
<b>Temperature Coefficient</b>	1Ω-10Ω: ≤ ±400PPM/°C (±200 PPM can be provided on a case to case basis) 11Ω-10MΩ: ≤ ±100PPM/°C	Natural ΔR/°C R2-R1 R1(t2-t1) × 10 <sup>6</sup> (PPM/°C) R1: at room temp. (T1) R2: at room temp. plus 100°C (T2) Test pattern: room temp. (T1), room temp. +100°C(T2)
<b>Short Time Overload</b>	±(1.0% + 0.1Ω) max.	Permanent ΔR after the application of a potential of 2.5 times RCWV for 5 sec.
<b>Terminal Bending</b>	±(1.0% + 0.05Ω) max.	Twist of Test Board: Y/X = 3/90 mm for 60 sec.
<b>Soldering Heat</b>	±(1.0% + 0.05Ω) max.	260°C±3°C for 10 ±1 sec.
<b>Single Pulse</b>	±(1.0% + 0.1Ω) max.	See graph on next page.
<b>Humidity</b>	±(3.0% + 0.1Ω) max.	Temporary ΔR after 240 hr. at 40 ±2°C and 90-95% relative humidity
<b>Load Life in Humidity</b>	±(3.0% + 0.1Ω) max.	ΔR after 1,000 hr. (1.5 hr. "on", 0.5 hr. "off" ) at RCWV at 40 ±2°C and 90-95% relative humidity
<b>Load Life</b>	±(3.0% + 0.1Ω) max.	ΔR change after 1,000 hr. operating at RCWV, with duty cycle of (1.5 hours"on", 0.5 hour"off") at 70°C ±2°C ambient
<b>Solderability</b>	Min. 95% coverage	Wave Solder: 245°C ±3°C for 2-3 sec.
<b>Temperature Cycling</b>	±(1.0% + 0.05Ω) max.	ΔR after 5 cycles: -55°C ±3°C 30 min. Room temp. 10-15 min. +155°C ±2°C 30 min. 4 Room temp. 10-15 min.
<b>Dielectric withstanding voltage</b>	No evidence of flashover, mechanical damage, arcing or insulation breakdown	Clamped in the trough of a 90°C metallic v-block at specified AC potential 60-70 sec.

### Derating



### Reflow

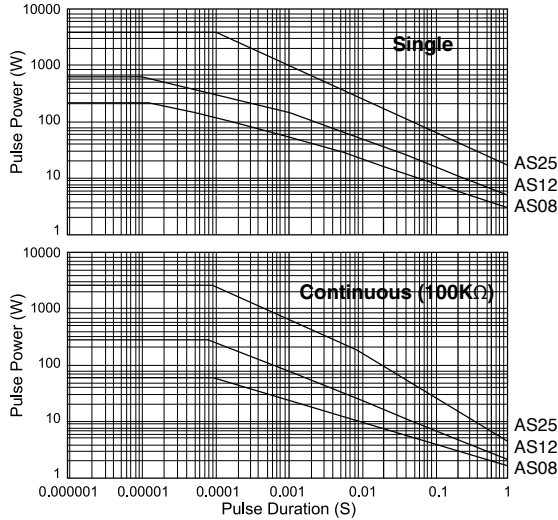


# AS Series

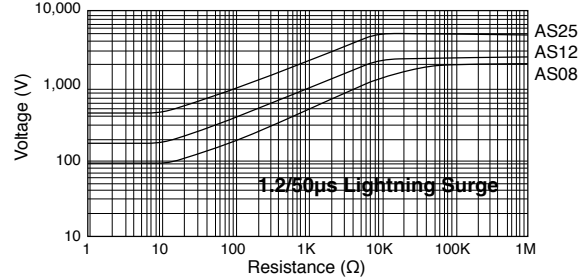
## Anti-surge Thick Film Chip Resistors

### CHARACTERISTICS

#### Pulse Curve



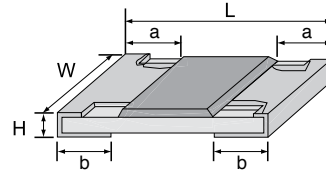
#### Lightning Surge



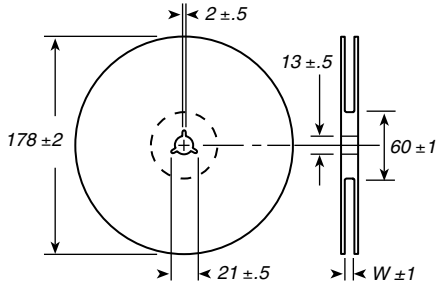
### DIMENSIONS

(mm)

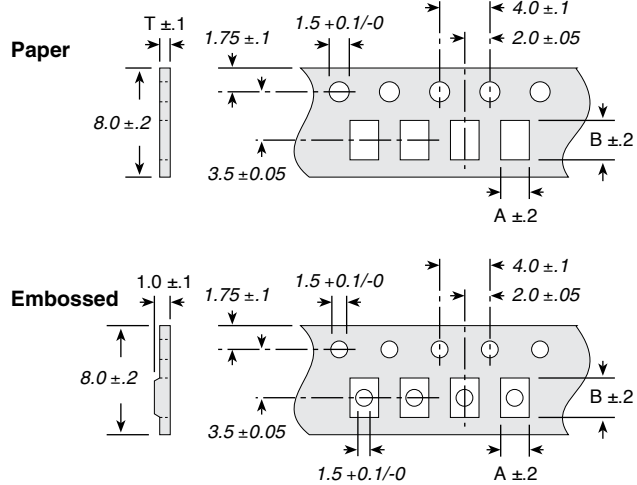
Series	L	W	H	a	b
AS08	2.00 ±0.15	125 +0.15/-0.10	0.55 ±0.10	0.40 ±0.20	0.40 ±0.20
AS12	3.10 ±0.15	155 +0.15/-0.10	0.55 ±0.10	0.45 ±0.20	0.45 ±0.20
AS25	6.35 ±0.10	3.10 ±0.15	0.55 ±0.10	0.60 ±0.25	0.50 ±0.20



#### Tape and Reel



Series	Packaging	Qty./reel	A	B	T	W
AS08	Paper	5,000 pcs.	1.65	2.40	0.81	10
AS12	Paper	5,000 pcs.	2.00	3.60	0.81	10
AS25	Embossed	4,000 pcs.	3.50	6.70	1.0	13.8



### ORDERING INFORMATION

RoHS compliant

**AS08J1004ET**

<b>Series</b>	<b>Tolerance</b>	<b>Ohms</b>	<b>TCR</b>
AS08= 0805	J = 5%	First 3 digits are significant; 4th digit is multiplier. Values below 100 ohms use "R" as a decimal holder.	T = tape and reel; 0805 and 1206 paper tape; 2512 embossed tape.
AS12= 1206	standard		
AS25= 2512	for E24 values		

examples:  
1001 = 1000 ohms  
1502 = 15000 ohms

#### Standard Part Numbers

0805	1206	2512
AS08J1R00ET	AS12J1R00ET	AS25J1R00ET
AS08J10R0ET	AS12J10R0ET	AS25J10R0ET
AS08J1000ET	AS12J1000ET	AS25J1000ET
AS08J1001ET	AS12J1001ET	AS25J1001ET
AS08J1002ET	AS12J1002ET	AS25J1002ET
AS08J1003ET	AS12J1003ET	AS25J1003ET
AS08J1004ET	AS12J1004ET	AS25J1004ET

## X-ON Electronics

Largest Supplier of Electrical and Electronic Components

*Click to view similar products for [Thick Film Resistors - SMD category](#):*

*Click to view products by [Ohmite manufacturer](#):*

Other Similar products are found below :

[CRCW04028R20JNEE](#) [CRCW06036K80FKEE](#) [CRG1206F1K58](#) [CRL0603-FW-R700ELF](#) [M55342K06B6E19RWL](#) [RC1005F1072CS](#)  
[RC1005F471CS](#) [RC1005F4751CS](#) [RCP0603W100RGED](#) [RCWP72251K47FKWB](#) [RLR05C7501GPB14](#) [RLR07C5111FSBSL](#) [ERJ-](#)  
[1GMF1R00C](#) [ERJ-1GMF1R20C](#) [ERJ-1GMF2R55C](#) [ERJ-1GMF8R66C](#) [25121WF1003T4E](#) [25.501.3653.0](#) [290-1.0M-RC](#) [292-1.0M-RC](#) [292-](#)  
[2.2K-RC](#) [292-4.7K-RC](#) [25121WF4700T4E](#) [292-470K-RC](#) [302-1.0M-RC](#) [CPG1206F10KC](#) [CRCW02011R00FXED](#) [CRCW060315K0FKEE](#)  
[CRCW060320K5FKEE](#) [CRG0201F10K](#) [RCG0402150RFKED](#) [RCG04023K92FKED](#) [RCP2512B100RGWB](#) [RCWP110010R0FKS3](#)  
[RCWP11002K00FKS3](#) [RCWP12061K00FKS2](#) [3520510RJT](#) [352075KJT](#) [M55342K11B9E53RUL](#) [RMC16-102JT](#) [RMC1JPTE](#) [TR0603MR-](#)  
[075K1L](#) [5-2176094-4](#) [35202K7JT](#) [WF06Q1000FTL](#) [ERJ-S03J1R0V](#) [ERJ-S14J4R7U](#) [CHP2512L4R30GNT](#) [RCWP11001K00FKS3](#)  
[RCWP110035R7FKS3](#)