

CABINET PRODUCT ASSORTMENTS



Ohmite Cabinet Product Assortments conveniently house some of our most popular products in sturdy, wall-mountable steel cabinets. Each cabinet contains 20 clear plastic drawers which can be subdivided by 2, making a total of 40 slots available. Upon opening the latched front cover, users will see an easy reference key describing the contents of each drawer. Every part number is a standard part, found in stock through our Distributor network. Smaller parts are contained in plastic vials to help users keep everything organized and simple to locate. Part number CAB-20 contains no products at all, just vials, so you can use it for any parts that fit in the 6" deep by 3" wide by 2" tall drawers.

Part Number	Total Part Numbers	Product Series'
CAB-SMDMETFL	35	MCS, FCSL
CAB-10AXLCS	20	10, 14AFR
CAB-LVK	35	LVK
CAB-TBHHS	24	TBH, W, E
CAB-TCHHS	24	TCH, W, E
CAB-TDHHS	20	TDH, DA, DV
CAB-HS1	21	E, W, F, R, D, M
CAB-20	N/A	NONE

CONTENTS DESCRIPTION

CAB-SMDMETFL

Contains a range of SMD Metal Foil Current Sense resistors drawn from our MCS and FCSL Series'. Resistance values as low as 0.001 ohms and power ratings from 1 to 5 watts.

CAB-10AXLCS

Contains axial leaded current sense resistors drawn from our 10 Series and 14AFR Series. Power ratings from 1 to 5 watts and resistance values down to 0.004 ohms.

CAB-LVK

Contains a range of 4-terminal SMD, thick film current sense resistors. Power range from 0.50 to 2 watts and resistance values down to 0.001 ohms.

CAB-TBHHS and CAB-TCHHS

Contain our two TO-220 power resistor series' along with heatsinks designed for use with the TO-220 package. From 0.05 to 2000 ohms.

CAB-TDHHS

Contains our TO-263 SMD power resistor product plus DA and DV type heatsinks for the TO-263 package. From 0.10 to 1000 ohms.

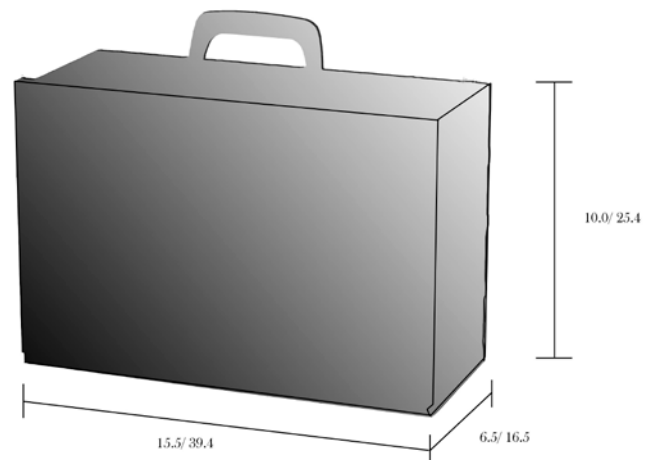
CAB-HS1

Contains a range of heatsinks for use with TO-220, TO-247, and TO-263 package types.

CAB-20

An empty case for use with other parts around your design laboratory. It contains 20 plastic vials in case you need to organize small parts and 3 blank templates for you to fill in the contents of each drawer. Extra templates are provided in case you want to retain a copy somewhere away from the kit, or in case you decide to change the contents at a future date.

CABINET DIMENSIONS (Inches/mm)




CABINET CONTENT KEY

CAB-SMDMETFL

SLOT	PART NUMBER	POWER	OHMS	TOLERANCE	TYPE	QTY
1A	MCS1632R010FE	1W	0.01	±1%	SMD	10
1B	MCS1632R015FE	1W	0.015	±1%	SMD	10
2A	MCS1632R020FE	1W	0.02	±1%	SMD	10
2B	MCS1632R025FE	1W	0.025	±1%	SMD	10
3A	MCS1632R050FE	1W	0.05	±1%	SMD	10
3B	MCS3264R005FE	2W	0.005	±1%	SMD	10
4A	MCS3264R010FE	2W	0.01	±1%	SMD	10
4B	MCS3264R015FE	2W	0.015	±1%	SMD	10
5A	MCS3264R020FE	2W	0.02	±1%	SMD	10
5B	MCS3264R025FE	2W	0.025	±1%	SMD	10
6A	MCS3264R050FE	2W	0.05	±1%	SMD	10
6B	FCSL64R001JE	2W	0.001	±5%	SMD	10
7A	FCSL64R002GE	2W	0.002	±2%	SMD	10
7B	FCSL64R005FE	2W	0.005	±1%	SMD	10
8A	FCSL64R010FE	2W	0.01	±1%	SMD	10
8B	FCSL64R025FE	2W	0.025	±1%	SMD	10
9A	FCSL64R050FE	2W	0.05	±1%	SMD	10
9B	FCSL76R001JE	3W	0.001	±5%	SMD	10
10A	FCSL76R002GE	3W	0.002	±2%	SMD	10
10B	FCSL76R005FE	3W	0.005	±1%	SMD	10
11A	FCSL76R010FE	3W	0.01	±1%	SMD	10
11B	FCSL76R025FE	3W	0.025	±1%	SMD	10
12A	FCSL76R050FE	3W	0.05	±1%	SMD	10
12B	FCSL90R001JE	4W	0.001	±5%	SMD	10
13A	FCSL90R002GE	4W	0.002	±2%	SMD	10
13B	FCSL90R005FE	4W	0.005	±1%	SMD	10
14A	FCSL90R010FE	4W	0.01	±1%	SMD	10
14B	FCSL90R025FE	4W	0.025	±1%	SMD	10
15A	FCSL90R050FE	4W	0.05	±1%	SMD	10
15B	FCSL110R001JE	5W	0.001	±5%	SMD	10
16	FCSL110R002GE	5W	0.002	±2%	SMD	10
17	FCSL110R005FE	5W	0.005	±1%	SMD	10
18	FCSL110R010FE	5W	0.01	±1%	SMD	10
19	FCSL110R025FE	5W	0.025	±1%	SMD	10
20	FCSL110R050FE	5W	0.05	±1%	SMD	10


MCS SERIES

- NiCu or MnCu resistive alloy; material TCR ±10ppm/°K
- Marking epoxy UL-94-V0 conformal
- 96% alumina substrate thermo dissipation protective layer
- Cu terminal electrode Pb-free termination
- Flame-retardant epoxy protective coat (UL-94-V0)
- Ultra low resistance value (0.005Ω ~ 0.050Ω)
- Precision resistance alloy (NiCr20AlSi, or CuMnNi); material selected for low TCR (<50ppm/°C)
- Superior temperature coefficient characteristics; resistance vs. temp. change from 25°C to 125°C within 10ppm/°C ~ 50ppm/°C
- Low inductance, low thermo EMF (<50μV/°C)



FCSL SERIES

- Foil Construction ensures a very stable TCR (Temperature Coefficient of Resistance)
- Designed for automatic insertion
- Industry standard sizes
- High heat resistant use
- Low heat electromotive use
- Color: white (top) and green (bottom)




CAB-LVK

SLOT	PART NUMBER	POWER	OHMS	TOLERANCE	TYPE	QTY
1A	LVK12R010FER	0.50W	0.010	1.0%	SMD	10
1B	LVK12R020FER	0.50W	0.020	1.0%	SMD	10
2A	LVK12R030FER	0.50W	0.030	1.0%	SMD	10
2B	LVK12R050FER	0.50W	0.050	1.0%	SMD	10
3A	LVK12R010DER	0.50W	0.010	0.5%	SMD	10
3B	LVK12R020DER	0.50W	0.020	0.5%	SMD	10
4A	LVK12R030DER	0.50W	0.030	0.5%	SMD	10
4B	LVK12R050DER	0.50W	0.050	0.5%	SMD	10
5A	LVK20R010FER	0.75W	0.010	1.0%	SMD	10
5B	LVK20R015FER	0.75W	0.015	1.0%	SMD	10
6A	LVK20R020FER	0.75W	0.020	1.0%	SMD	10
6B	LVK20R030FER	0.75W	0.030	1.0%	SMD	10
7A	LVK20R039FER	0.75W	0.039	1.0%	SMD	10
7B	LVK20R050FER	0.75W	0.050	1.0%	SMD	10
8A	LVK20R010DER	0.75W	0.010	0.5%	SMD	10
8B	LVK20R020DER	0.75W	0.020	0.5%	SMD	10
9A	LVK20R030DER	0.75W	0.030	0.5%	SMD	10
9B	LVK20R050DER	0.75W	0.050	0.5%	SMD	10
10A	LVK24R010FER	1W	0.010	1.0%	SMD	10
10B	LVK24R012FER	1W	0.012	1.0%	SMD	10
11A	LVK24R015FER	1W	0.015	1.0%	SMD	10
11B	LVK24R020FER	1W	0.020	1.0%	SMD	10
12A	LVK24R030FER	1W	0.030	1.0%	SMD	10
12B	LVK24R039FER	1W	0.039	1.0%	SMD	10
13A	LVK24R047FER	1W	0.047	1.0%	SMD	10
13B	LVK24R050FER	1W	0.050	1.0%	SMD	10
14A	LVK24R010DER	1W	0.010	0.5%	SMD	10
14B	LVK24R020DER	1W	0.020	0.5%	SMD	10
15A	LVK24R030DER	1W	0.030	0.5%	SMD	10
15B	LVK24R050DER	1W	0.050	0.5%	SMD	10
16	LVK25R001FER	2W	0.001	1.0%	SMD	10
17	LVK25R002FER	2W	0.002	1.0%	SMD	10
18	LVK25R003FER	2W	0.003	1.0%	SMD	10
19	LVK25R005FER	2W	0.005	1.0%	SMD	10
20	LVK25R010FER	2W	0.010	1.0%	SMD	10

LVK SERIES

- Designed for automatic insertion
- Industry standard sizes
- High-precision kelvin connect capability in a small package
- Tolerance as low as 0.5%
- Up to 2 watt power rating




CAB-10AXLCS

SLOT	PART NUMBER	POWER	OHMS	TOLERANCE	TYPE	QTY
1	12FR005E	2W	0.005	1%	AXIAL	10
2	12FR010E	2W	0.01	1%	AXIAL	10
3	12FR020E	2W	0.02	1%	AXIAL	10
4	12FR025E	2W	0.025	1%	AXIAL	10
5	12FR050E	2W	0.05	1%	AXIAL	10
6	13FR005E	3W	0.005	1%	AXIAL	10
7	13FR010E	3W	0.01	1%	AXIAL	10
8	13FR015E	3W	0.015	1%	AXIAL	10
9	13FR020E	3W	0.02	1%	AXIAL	10
10	13FR050E	3W	0.05	1%	AXIAL	10
11	14AFR004E	4W	0.004	1%	AXIAL	10
12	14AFR010E	4W	0.01	1%	AXIAL	10
13	14AFR022E	4W	0.022	1%	AXIAL	10
14	14AFR033E	4W	0.033	1%	AXIAL	10
15	14AFR047E	4W	0.047	1%	AXIAL	10
16	15FR005E	5W	0.005	1%	AXIAL	10
17	15FR010E	5W	0.01	1%	AXIAL	10
18	15FR020E	5W	0.02	1%	AXIAL	10
19	15FR025E	5W	0.025	1%	AXIAL	10
20	15FR050E	5W	0.05	1%	AXIAL	10

10 SERIES

- Ideal for current sensing applications.
- 1% Tolerance standard, others available.
- Fixed resistance measuring point "M".
- Low inductance (non-inductive below .25 ohms).




CAB-TBHHS

SLOT	PART NUMBER	POWER	OHMS	TOLERANCE	TYPE	QTY
1	TBH25PR050JE	25W*	0.05	5%	RADIAL	5
2	TBH25P2R00JE	25W*	2	5%	RADIAL	5
3	TBH25P3R90JE	25W*	3.9	5%	RADIAL	5
4	TBH25P5R10JE	25W*	5.1	5%	RADIAL	5
5	TBH25P5R60JE	25W*	5.6	5%	RADIAL	5
6	TBH25P7R50JE	25W*	7.5	5%	RADIAL	5
7	TBH25P10R0JE	25W*	10	5%	RADIAL	5
8	TBH25P15R0JE	25W*	15	5%	RADIAL	5
9	TBH25P24R0JE	25W*	24	5%	RADIAL	5
10	TBH25P51R0JE	25W*	51	5%	RADIAL	5
11	TBH25P75R0JE	25W*	75	5%	RADIAL	5
12	TBH25P100RJE	25W*	100	5%	RADIAL	5
13	TBH25P240RJE	25W*	240	5%	RADIAL	5
14	TBH25P470RJE	25W*	470	5%	RADIAL	5
15	TBH25P1K00JE	25W*	1000	5%	RADIAL	5
16	TBH25P2K00JE	25W*	2000	5%	RADIAL	5
17A	EV-T220-38E	N/A	N/A	N/A	HEATSINK	3
17B	EA-T220-38E	N/A	N/A	N/A	HEATSINK	3
18A	EV-T220-51E	N/A	N/A	N/A	HEATSINK	3
18B	EA-T220-51E	N/A	N/A	N/A	HEATSINK	3
19A	EV-T220-64E	N/A	N/A	N/A	HEATSINK	3
19B	EA-T220-64E	N/A	N/A	N/A	HEATSINK	3
20A	WV-T220-101E	N/A	N/A	N/A	HEATSINK	1
20B	WA-T220-101E	N/A	N/A	N/A	HEATSINK	1

TBH SERIES

- 25 Watts, @ 25°C case temperature
- Non-Inductive Performance
- Low Thermal Resistance
- Anti-static tube packaging available
- Economically priced
- Resistance element is electrically insulated from metal heat sink mounting tab
- * Properly Heatsinked



CAB-TDHHS

SLOT	PART NUMBER	POWER	OHMS	TOLERANCE	TYPE	QTY
1	TDH35PR100JE	35W*	0.1	5%	SMD	3
2	TDH35PR250JE	35W*	0.25	5%	SMD	3
3	TDH35PR360JE	35W*	0.36	5%	SMD	3
4	TDH35PR470JE	35W*	0.47	5%	SMD	3
5	TDH35PR750JE	35W*	0.75	5%	SMD	3
6	TDH35P1R00JE	35W*	1	5%	SMD	3
7	TDH35P5R00JE	35W*	5	5%	SMD	3
8	TDH35P7R50JE	35W*	7.5	5%	SMD	3
9	TDH35P10R0JE	35W*	10	5%	SMD	3
10	TDH35P15R0JE	35W*	15	5%	SMD	3
11	TDH35P25R0JE	35W*	25	5%	SMD	3
12	TDH35P33R0JE	35W*	33	5%	SMD	3
13	TDH35P47R0JE	35W*	47	5%	SMD	3
14	TDH35P75R0JE	35W*	75	5%	SMD	3
15	TDH35P100RJE	35W*	100	5%	SMD	3
16	TDH35P250RJE	35W*	250	5%	SMD	3
17	TDH35P500RJE	35W*	500	5%	SMD	3
18	TDH35P1K00JE	35W*	1000	5%	SMD	3
19	DA-T263-101E	N/A	N/A	N/A	SMD	10
20	DV-T263-101E	N/A	N/A	N/A	SMD	10

TDH SERIES

- 35 Watt power rating at 25°C
- SMD - DPAK package configuration
- Heat resistance to cooling plate: $R_{th} < 4.28^{\circ}\text{C/W}$
- A molded case for environmental protection.
- Resistor element is electrically insulated from the heat sink.
- * Properly Heatsinked



CAB-TCHHS

SLOT	PART NUMBER	POWER	OHMS	TOLERANCE	TYPE	QTY
1	TCH35PR050JE	35W*	0.05	5%	RADIAL	3
2	TCH35PR100JE	35W*	0.1	5%	RADIAL	3
3	TCH35P1R00JE	35W*	1	5%	RADIAL	3
4	TCH35P4R70JE	35W*	4.7	5%	RADIAL	3
5	TCH35P10R0JE	35W*	10	5%	RADIAL	3
6	TCH35P20R0JE	35W*	20	5%	RADIAL	3
7	TCH35P33R0JE	35W*	33	5%	RADIAL	3
8	TCH35P51R0JE	35W*	51	5%	RADIAL	3
9	TCH35P75R0JE	35W*	75	5%	RADIAL	3
10	TCH35P100RJE	35W*	100	5%	RADIAL	3
11	TCH35P240RJE	35W*	240	5%	RADIAL	3
12	TCH35P510RJE	35W*	510	5%	RADIAL	3
13	TCH35P750RJE	35W*	750	5%	RADIAL	3
14	TCH35P1K00JE	35W*	1000	5%	RADIAL	3
15	TCH35P1K50JE	35W*	1500	5%	RADIAL	3
16	TCH35P2K00JE	35W*	2000	5%	RADIAL	3
17A	EV-T220-38E	N/A	N/A	N/A	HEATSINK	6
17B	EA-T220-38E	N/A	N/A	N/A	HEATSINK	6
18A	EV-T220-51E	N/A	N/A	N/A	HEATSINK	6
18B	EA-T220-51E	N/A	N/A	N/A	HEATSINK	6
19A	EV-T220-64E	N/A	N/A	N/A	HEATSINK	6
19B	EA-T220-64E	N/A	N/A	N/A	HEATSINK	6
20A	WV-T220-101E	N/A	N/A	N/A	HEATSINK	6
20B	WA-T220-101E	N/A	N/A	N/A	HEATSINK	6

TCH SERIES

- 35W Power Rating @ 25°C
- Very Low Inductance Design
- Single Screw Mounting Simplifies Heat Sink Attachment
- Low Thermal Resistance to Heat Sink @ $R_{TH} < 4.28^{\circ}\text{C/W}$
- Resistance Element is Electrically Insulated from Metal Heat Sink Mounting Tab
- * Properly Heatsinked






CAB-HS1

SLOT	PART NUMBER	DEVICE TYPES	ATTACHMENT METHOD	QTY
1	EV-T220-38E	TO-220	SCREW HOLE	3
2	EA-T220-38E	TO-220	SCREW HOLE	3
3	EV-T220-51E	TO-220	SCREW HOLE	3
4	EA-T220-51E	TO-220	SCREW HOLE	3
5	EV-T220-64E	TO-220	SCREW HOLE	3
6	EA-T220-64E	TO-220	SCREW HOLE	3
7	WV-T220-101E	TO-220	CLIP	3
8	WA-T220-101E	TO-220	CLIP	3
9	WV-T247-101E	TO-247	CLIP	3
10	WA-T247-101E	TO-247	CLIP	3
11	FA-T220-38E	TO-220	SCREW HOLE	3
12	FA-T220-51E	TO-220	SCREW HOLE	3
13	FA-T220-64E	TO-220	SCREW HOLE	3
14	RA-T2X-25E	TO-220/TO-247/TO-218	SCREW HOLE	2
15	RA-T2X-38E	TO-220/TO-247/TO-218	SCREW HOLE	2
16	RA-T2X-51E	TO-220/TO-247/TO-218	SCREW HOLE	2
17	RA-T2X-64E	TO-220/TO-247/TO-218	SCREW HOLE	2
18a	DV-T263-101E	TO-263	SMD	5
18b	DA-T263-101E	TO-263	SMD	5
19	MV-102-55E	TO-220/TO-247/TO-218	CLIP	1
20	MA-102-55E	TO-220/TO-247/TO-218	CLIP	1

HEATSINKS

- Available with spring clips for easy component mounting
- Design flexibility, scale to fit designs
- SMD design increases surface area by 3 times and thermal performance up to 300% over stamped pieces
- Heatsinks available for most popular TO-2XX sizes
- Available in anodized or greased finishes



X-ON Electronics

Largest Supplier of Electrical and Electronic Components

Click to view similar products for [Resistor Kits](#) category:

Click to view products by [Ohmite](#) manufacturer:

Other Similar products are found below :

[RSM4F](#) [CHKIT-0402](#) [RESKIT0402RS1%](#) [RSM4L](#) [RSM5L](#) [RSM1H](#) [RN/0603-MID-LAB-KIT](#) [RSM5F](#) [RSM5FA](#)
[LMA964MMA02040DB00](#) [LMB964MMB02070DB00](#) [1-1625873-3](#) [DK0040](#) [RK73H1HTK001KIT](#) [SR732ATK001KIT](#) [SR731ETK001KIT](#)
[HV73TK001KIT](#) [SG73TK001KIT](#) [RK73H1JTK001KIT](#) [CAB-TBHHS](#) [751-00011](#) [2176188-2](#) [2176188-3](#) [RR1220PD-KIT-FILE](#)
[RR0816PD-KIT-FILE](#) [1625873-6](#) [1614758-3](#) [1614758-4](#) [1614758-6](#) [RES KIT 0402RS](#) [RES KIT 0805RS](#) [RES KIT CFR25RS](#)
[RESKITLR2RS](#) [1-1625873-2](#) [1-1625873-0](#) [RL732512LABKIT](#) [RL730603LABKIT](#) [RL730402LABKIT](#) [LAE1BCHIP0603KFE96](#)
[LMC121CMB02070JG00](#) [LML121MELF0CBFGJ00](#) [LTW964TPW06030DB00](#) [VEFIHIPWKIT](#) [VEFIIGBRKIT](#) [VEFIRFHFKIT](#)
[LCS964MCS04020DB00](#) [LCS964MCS0402MDB00](#) [RC0201-R-SKE24L](#) [RC0603JR-SKE24L](#) [RC0805FR-SKE96L](#)