

Mini-Mox

Precision Thick Film Axial Terminal High Voltage/High Resistance



FEATURES

- Wide resistance ranges
- Silicone or epoxy coating
- Metal oxide resistive element

APPLICATIONS

- Avionics
- Medical electronics
- High gain feedback applications
- Current pulse limiters
- Vacuum and space application

The Mini-Mox resistor is very versatile, covering a wide resistance range as well as a wide range of operating voltages. Provided with tolerances down to 0.5%, the Mini-Mox resistor works well in precision circuits.

SERIES SPECIFICATIONS

Ohmite Series	Resistance Range (Ohms)	Power	Voltage Rating	Available Tolerances*	Capacitance (pf)
• High-temperature (silicone coated)		@70°C			
MOX-400-22	500Ω to 300,000M	0.35W	2,500V	1% to 20%	1.00
MOX-750-22	750Ω to 600,000M	0.70W	5,000V	1% to 20%	0.75
MOX1125-22	1K to 1,000,000M	1.40W	7,500V	1% to 20%	0.25
• Standard (epoxy coated)		@25°C			
MOX-400-23	500Ω to 300,000M	0.75W	2,500V	0.5% to 20%	1.00
MOX-750-23	1K to 600,000M	1.00W	5,000V	0.5% to 20%	0.75
MOX1125-23	1K to 1,000,000M	1.50W	7,500V	0.5% to 20%	0.25

*Some tolerances are not available over the entire resistance range.

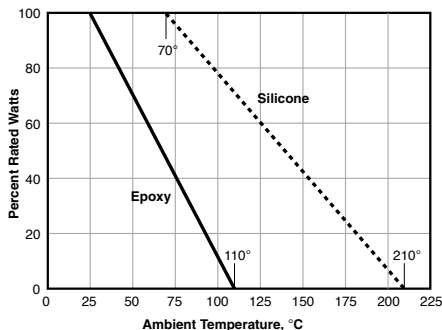
CHARACTERISTICS

Resistor	Metal Oxide
Coating	Silicone or Epoxy
Core	Alumina
Terminals	Solder-coated axial. RoHS solder composition is 96% Sn, 3.5% Ag, 0.5% Cu
Resistance Range	500Ω to 1 Teraohm
Power Rating	0.35W to 1.5W
Voltage Rating	2500V to 7.5KV
Tolerance	0.5% to 20%; not all tolerances available in all values
Operating Temperature	-55°C to +210°C
Temp. Coefficient	25ppm/°C 0° to 85°C available

Performance Data

Characteristic	Test Method	Specification
Humidity	MIL-STD-202, Method 103B, Condition B	±0.25%
Dielectric Withstanding Voltage	MIL-STD-202, Method 301, 750V	±0.25%
Insulation Resistance	MIL-STD-202, Method 302, Condition A or B	>10,000M or greater dry
Thermal Shock	MIL-STD-202, Method 107G, Condition B, B-1, or F	±0.20%
Load Life	MIL-STD-202, Method 108A, Condition D	±2.0%
Resistance to Solvents	MIL-STD-202, Method 215G	Acceptable for the Standard Series Only
Terminal Strength	MIL-STD-202, Method 211A, Condition A or B	±0.25%
Shock (Specified Pulse)	MIL-STD-202, Method 213B, Condition I	±0.25%
Vibration, High Frequency	MIL-STD-202, Method 204D, Condition D	±0.20%
Power Conditioning	MIL-R-49462A, Par 4.8	±0.50%
Solderability	MIL-STD-202, Method 208F	>95% Coverage

Derating



(continued)

Mini-Mox

Precision Thick Film Axial Terminal High Voltage/High Resistance

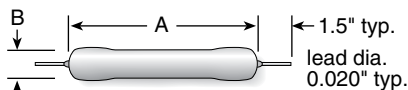
STANDARD TEMP./VOLTAGE COEFFICIENTS OF RESISTANCE

Resistor Series	Temp. Coeff. of Resistance		Voltage Coeff. of Resistance**		
	25 PPM/°C	50 PPM/°C	100 PPM/°C	< 2PPM/Volt	< 5PPM/Volt
MOX-400	1K-99M	100M-450M	451M-30,000M	1K-1,000M	1,001M-100,000M
MOX-750	1K-199M	200M-900M	901M-70,000M	1K-2,000M	2,001M-100,000M
MOX1125	1K-299M	300M-1,350M	1,351M-100,000M	1K-3,000M	3,001M-100,000M

*TCR of 25ppm for temperature range of 0°C-85°C. TCR of 50ppm and 100ppm for -55°C to 125°C. Consult factory for TCR values operating higher than 125°C
 **For tighter VCs please contact Ohmite.

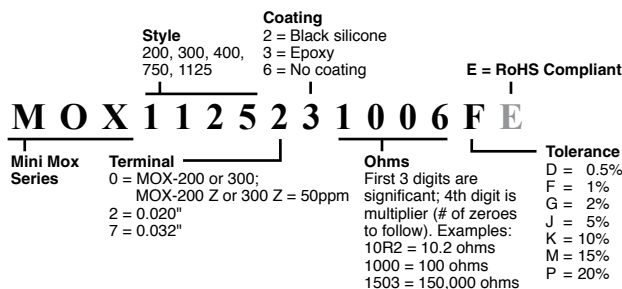
DIMENSIONS

(in./mm)



Series	Power	A max.	B max.
• High-temperature (silicone coated) @70°C			
MOX-400-22	0.35W	0.510" / 12.95	0.140" / 3.56
MOX-750-22	0.70W	0.820" / 20.83	0.140" / 3.56
MOX1125-22	1.40W	1.210" / 30.73	0.140" / 3.56
• Standard (epoxy coated) @25°C			
MOX-400-23	0.75W	0.580" / 14.78	0.165" / 4.19
MOX-750-23	1.00W	0.880" / 22.35	0.165" / 4.19
MOX1125-23	1.50W	1.270" / 32.26	0.165" / 4.19

HOW TO ORDER



Not all tolerances available in all values.

X-ON Electronics

Largest Supplier of Electrical and Electronic Components

Click to view similar products for [Thick Film Resistors - Through Hole](#) category:

Click to view products by [Ohmite](#) manufacturer:

Other Similar products are found below :

[M8340104M4701GCD03](#) [M8340105K3300GGD03](#) [M8340105K3922FGD03](#) [M8340106K1002JCD03](#) [M8340107K1002GGD03](#)
[M8340107K1152FGD03](#) [M8340107K2701GCD03](#) [M8340107M2002GCD03](#) [M8340108K1000GCD03](#) [M8340108K5601GCD03](#)
[M8340108M2203GCD03](#) [M8340109K1002JCD03](#) [M8340109K2001GCD03](#) [M8340109K5101GGD03](#) [FHV05010M0FKRB](#) [MOX-2-125005F](#) [MP850-3.00-1%](#) [MS220-1K-1%](#) [hte24511kf](#) [SM-SP093](#) [ARC3.11](#) [2M J A](#) [M8340105K1001GCD03](#) [M8340105K3002GGD03](#)
[M8340105M1002JGD03](#) [M8340107K2001GGD03](#) [M8340107K5101GGD03](#) [M8340107K5600GGD03](#) [M8340108K4990FGD03](#)
[M8340108K49R9FGD03](#) [M8340108M10R0GGD03](#) [M8340109K2202GGD03](#) [M8340109K5601GCD03](#) [MOX-GRD-001](#) [MOX-SP020](#)
[MOX-SP025E](#) [M8340107K2001GCD03](#) [M8340102M4701GBD04](#) [M8340102K1002GBD04](#) [M8340102K1002GAD04](#)
[M8340109K2002GGD03](#) [M8340108K22R0GGD03](#) [M8340107M5100GGD03](#) [OE1305](#) [WMHP100-R22J](#) [M8340104K39R2FCD03](#)
[M8340106MA012JHD03](#) [M8340107K1003GGD03](#) [MS126-9.09K-0.1%](#) [MS126-249K-0.1%](#) [MS-221-82R5](#)