



COMFORTABLE TO CARRY

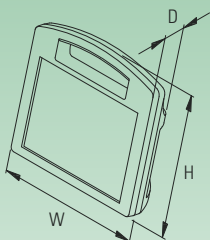
Protection class IP 54

Enclosure with sealing (accessories).

Max. size of PCB (W x H in mm)

	Bottom part	Top part
S	210 x 120	210 x 142
M	258 x 176	259 x 184
L	see our website	

(cutouts of pillars not taken into consideration)



detailed drawings see our website
www.okw.com

THE PRODUCT

CARRYTEC is unique in offering a functional handle for many different tasks and situations.

In this way, CARRYTEC improves the manageability of large-volume equipment and supports users in their everyday work.

Depending on the application – indoor or outdoor – this innovative enclosure is available in different materials, e.g. high-impact, reinforced plastic material for tough conditions, colours etc.

MOBILE

The handle conveys a completely new carrying sensation. Located above the centre of gravity of the enclosure, it guarantees a balanced product design and ergonomic handling. A soft insert ensures a perfect, non-slip grip. CARRYTEC is also characterised by an especially large surface area that is ideal for user interfaces.

Lateral recesses in the bottom part also give the user a secure grip when running wireless or wired applications in the hand held enclosure.

Battery compartment (5 x AA) optional.



CARRYTEC WALL/BASE

Order data on page 133

OKW
GEHÄUSE
SYSTEME

NEW



SECURELY HELD



WALL APPLICATIONS

A station is available as an accessory to allow the unit to be placed securely on a wall.

Available with or without base plate.

The enclosure snaps securely into the station. It can be removed easily by pulling the handle.


CHARGING / TRANSMITTING

Optional integration of charging and data transfer contacts.


The station offers adequate space for the electronics.

High-quality stainless steel Torx screws for the enclosure, the station and the holding clamp.

CARRYTEC
with station



CARRYTEC
turned by 180°
for tripod or
support arm
applications





EASY TO OPERATE

Ample installation depth and plenty of room for interfaces, yet slim appearance

Flat, impact-protected areas on the bottom part of the enclosure for installing interfaces, plug-in connectors, cable inlets and outlets, peripheral equipment etc.

Very large operating panel for pushbuttons, membrane keyboard, display, touch screen etc.

Easy transmission of data and charging current. Station with flange as accessory.

Optional protection bags for accessories, sensors etc. available. Cable connectors and interfaces can be pre-assembled, ready to use.

DESK-TOP

The station can also be used to be placed on a table.

The rubber feet included in the supply of the base plate ensure that the table-top version does not slip.

The enclosure snaps securely into the station.

ERGONOMIC

The operating area is inclined by 15° (with or without station). This facilitates ergonomic tilted positions. A real asset when operating and reading – also in different distances or with different perspective.



detailed drawings see our website
www.okw.com

CARRYTEC HOLDING DEVICES

Order data on page 133

OKW
GEHÄUSE
SYSTEME

NEW



WITH SYSTEM CONNECTION



HOLDING DEVICES

Optional holding clamp available for mounting on round tubes and standard rails DIN EN ISO 19054.

The flat area on the back of the enclosure also allows it to be mounted on tripod or support arm systems, and the handle, since it is pointing downwards, allows fast positioning and alignment of the viewing and operating panels. Effortless swivelling, tilting, inclining, turning, pulling etc. – all this is no problem.

APPLICATIONS

Medical and laboratory technology. Wellness.

Peripheral and interface equipment. Communications technology. Safety engineering.

Data recording. Monitoring.

Plant and machine construction.

Measuring and control technology.




Agriculture and forest management.

Thanks to its easy-to-hold shape adapted to human gripping habits, CARRYTEC offers a unique variety of possible uses, indoors and outdoors: mobile – desk-top – wall-mounted – rail-mounted – round tube – tripod – support arm

The enclosures are particularly robust and easy to clean. Versions in reinforced plastic material can stand up to tough conditions in everyday use.



CARRYTEC

CARRYTEC	Outside dim. in mm W H D	Equipment (dim. in mm) max. dim. keypad max. dim. display		Material	Colour	Part-No.			
		W	H				D		
	S	222	205	80	178.5 x 130.5	8.4" / 21 cm	ABS (UL 94 HB)	off-white, RAL 9002*1	B 42 08 107
		222	205	80	178.5 x 130.5	8.4" / 21 cm	ASA+PC (UL 94 V-0)	lava*2	B 42 08 208
	M	270	247	91	219.5 x 162.5	10.4" / 26 cm	ABS (UL 94 HB)	off-white, RAL 9002*1	B 42 10 107
		270	247	91	219.5 x 162.5	10.4" / 26 cm	ASA+PC (UL 94 V-0)	lava*2	B 42 10 208
	L	348	303	117	see our website	13.4" / 34 cm	ABS (UL 94 HB)	off-white, RAL 9002*1	B 42 13 107
		348	303	117	see our website	13.4" / 34 cm	ASA+PC (UL 94 V-0)	lava*2	B 42 13 208

CARRYTEC ACCESSORIES

Article	For CARRYTEC	Version / Application	ABS (UL 94 HB) off-white	Part-No. ASA+PC (UL 94 V-0) off-white	lava
① Station	S, M	table stand/wall suspension element, for charging electronics etc.	B 43 08 117	–	B 43 08 218
	L	table stand, for charging electronics etc.	B 43 13 117	–	B 43 13 218
② Base panel for station	S, M, L	recommended for table-top applications, incl. rubber feet	B 43 08 127	–	B 43 08 228
③ Battery compartment kit*3	S, M, L	for 5 x 1.5 V mignon cells (AA), battery contacts nickel-plated	A 93 38 117	–	A 93 38 218
④ Holding clamp*4	S, M, L	PA reinforced, for round tubes ø 32 mm / rails 25 x 10 x 1.5 mm (DIN EN ISO 19054)		B 43 08 237	B 43 08 238
⑤ Sealing	S	for the enclosure, sealed up to IP 54			B 43 08 001
	M	for the enclosure, sealed up to IP 54			B 43 10 001
	L	for the enclosure, sealed up to IP 54			B 43 13 001
⑥ Contacts	S, M, L	contact male for the station, 6-pole (machining required)			A 91 78 007
	S, M, L	contact female for the enclosure, 6-pole (machining required)			A 91 78 008
⑦ Protection bag*5	S	"left-hand side", moulded plastic/textile part, grey, approx. 75 x 173 x 55 mm, protects enclosure, cables and sensors			B 43 08 610
	S	"right-hand side", moulded plastic/textile part, grey, approx. 75 x 173 x 55 mm, protects enclosure, cables and sensors			B 43 08 600
⑧ Shoulder strap	S with protection bags	approx. 1400 mm long, for carrying the enclosures with "left/right-hand side" protection bags			B 43 08 650
⑨ Self-tapping screw	S, M, L	ø 2.5 x 6 mm (PZ1), for mounting PCBs, 1 pc			A 03 25 080
⑩ Torx screwdriver T10	S, M, L	Torx 10, with ergonomic handle, suitable for assembly of enclosure, station and holding clamp			A 03 99 T10



universal accessories on pages 178-187

*1 Handle pad made of TPE, volcano.

*2 Handle pad made of TPE, orange.

*3 Machining of the back of the enclosure for battery compartment insert on request. Assembly: Holder screwed from behind. Alternatively with adhesive foil, on request. Battery compartment lid snap-in and/or screw-on.

*4 2 mounting holes ø 2.4 mm are required; for attachment, 2 stainless steel Torx screws ø 3 x 8 mm (Torx 10) are included in the set.

*5 Interfaces can be preconnected and are ready for use at all times. Practical zip. Pull out only as much cable as you need for your current application. With eyelet for use with the shoulder strap (separate article).

X-ON Electronics

Largest Supplier of Electrical and Electronic Components

Click to view similar products for [okw manufacturer](#):

Other Similar products are found below :

[A1020648](#) [A9413351](#) [B3218101](#) [B4208208](#) [B9004028](#) [A9082065](#) [A0224070](#) [M-6PCBK](#) [A5116000](#) [D1040465](#) [D2012121](#) [D2512017](#)
[D2512018](#) [D3015317](#) [D4054117](#) [D5111807](#) [D9052288](#) [D9072149](#) [D9408441](#) [D9413648](#) [D9413747](#) [A1020049](#) [A2650060](#) [B3214101](#)
[A9180001](#) [A9066119F](#) [A1320260](#) [A1324860](#) [A4123105](#) [A4140100](#) [A4223000](#) [D9051459](#) [A1020048](#) [A2440068](#) [A9084165](#) [A1321860](#)
[A1422469](#) [A4213008](#) [A6023019](#) [A7510000](#) [D5111057](#) [D5116057](#) [A2531068](#) [A1020068](#) [A2513048](#) [A3016638](#) [A3116068](#) [A9406351](#)
[A1031639](#) [A1102007](#)