


Connecting Sockets, Mounting Brackets, DIN Rails

CSM_ConnectionSocket_DS_E_3_1

Durable, Easy-to-handle Connecting Sockets and Mounting Brackets

- Highly reliable Track-mounted and Back-connecting Sockets
- 61F Controllers and Surge Killer Units can be mounted securely and easily using Mounting Brackets and DIN Rails.



■ Ordering Information

Connection Sockets

Controller Model	Type	Track-mounted Socket	Back-connecting Socket
		Model	Model
61F-UHS		8PFA1	PL08
61F-HSL		8PFA	
61F-APN2 61F-GP-N8□		PF083A-E	
61F-G1P□ 61F-G2P□ 61F-IP (-22)		14PFA	PL15
61F-GP-N□ 61F-03B 61F-GPN-BT/-BC 61F-04B		PF113A-E	PL11

Mounting Brackets

Model
PFC-A1
PHC-5
PLC
PFC-N8 (See note.)

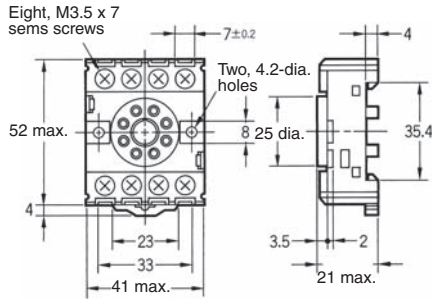
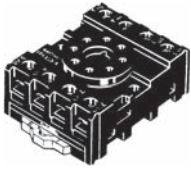
Note: PFC-N8 Mounting Brackets are included with 61F-GP-N□, 61F-GP-N8□, 61F-GPN-V50, 61F-GPN-BT/-BC, and 61F-APN2 Controllers.

DIN Rails

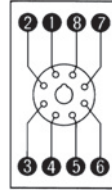
Model
PFP-100N
PFP-50N
PFP-100N2
PFP-M
PFP-S

Track-mounted Sockets

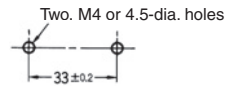
PF083A-E



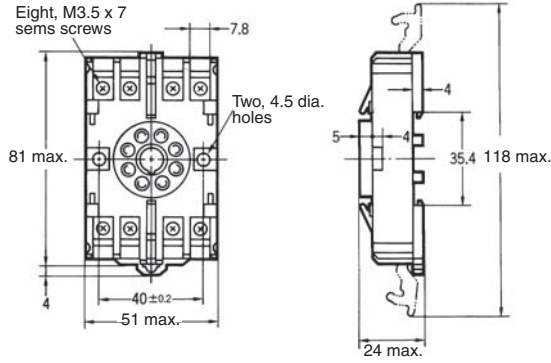
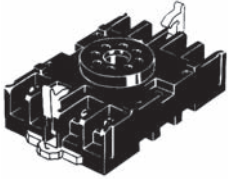
**Terminal Arrangement/
Internal Connections
(Top View)**



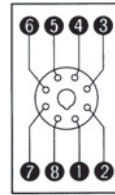
Mounting Holes



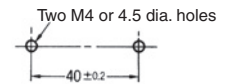
8PFA



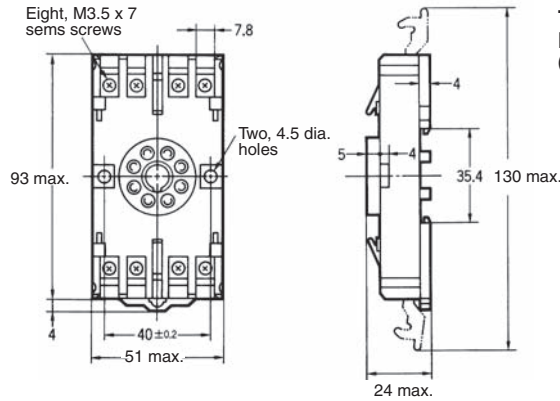
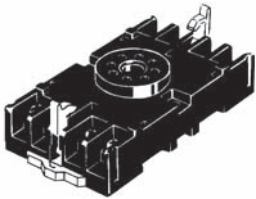
**Terminal Arrangement/
Internal Connections
(Top View)**



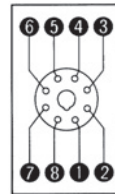
Mounting Holes



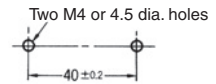
8PFA1



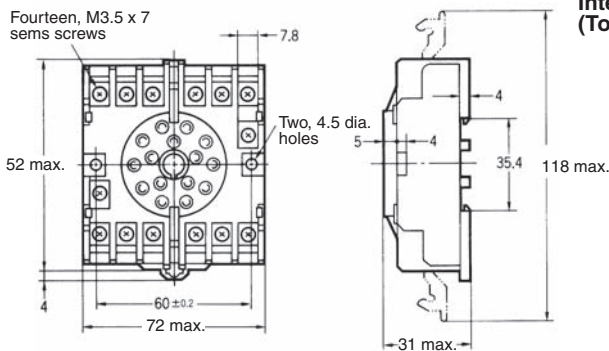

**Terminal Arrangement/
Internal Connections
(Top View)**



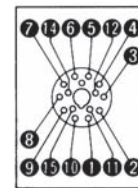
Mounting Holes



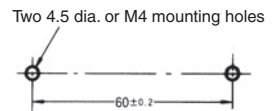
14PFA



**Terminal Arrangement/
Internal Connections
(Top View)**

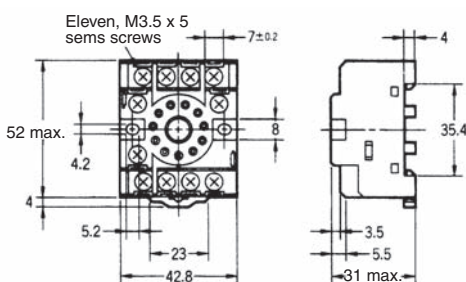


Mounting Holes

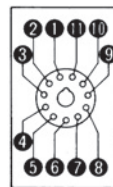


M3.5 x 11.5 sems screws for terminal screws

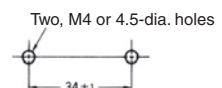
PF113A-E



**Terminal Arrangement/
Internal Connections
(Top View)**

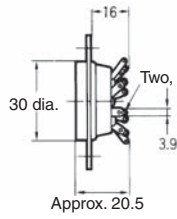
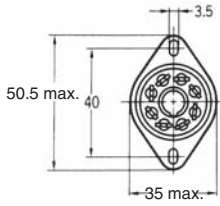
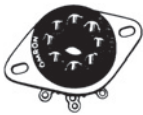


Mounting Holes



Back-connecting Sockets

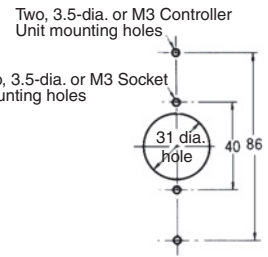
PL08



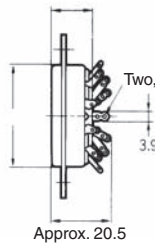
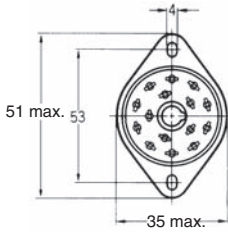

**Terminal Arrangement/
Internal Connections
(Top View)**




Mounting Holes



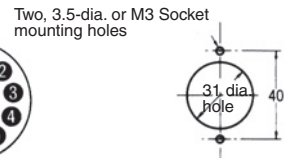
PL11



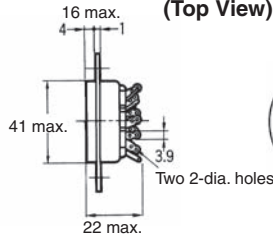
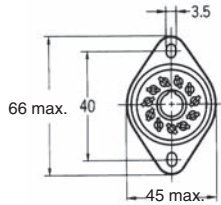
**Terminal Arrangement/
Internal Connections
(Top View)**



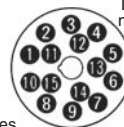
Mounting Holes



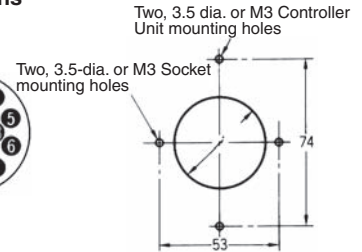
PL15



**Terminal Arrangement/
Internal Connections
(Top View)**



Mounting Holes



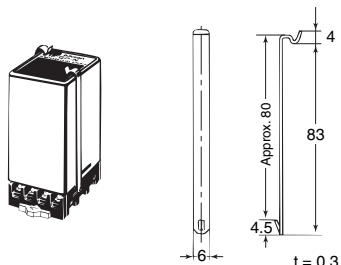
■ Mounting Brackets

When the 61F-G1P/-G2P/-IP/-UHS/-HSL is mounted using a Track-mounted Socket, the Switch is held secure by the hooks on the mounting Socket.

61F-GP-N8, 61F-APN2

To mount to the PF083A-E Track-mounted Socket, use the enclosed PFC-N8 Mounting Bracket.

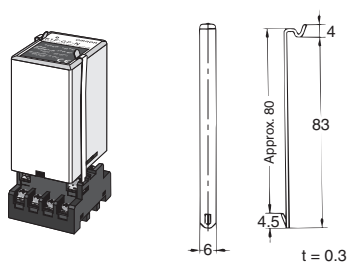
PFC-N8



61F-GP-N, 61F-GPN-BT/BC

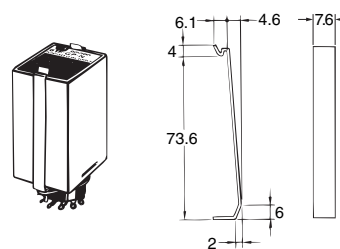
To mount to the PF113A-E Track-mounted Socket, use the enclosed PFC-N8 Mounting Brackets.

PFC-N8



To mount to the PL11 Back-connecting Socket, use the PHC-5 Mounting Brackets.

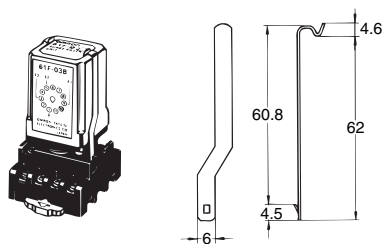
PHC-5



61F-03B, -04B

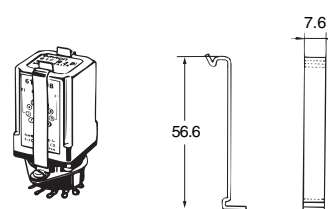
To mount to the PF113A-E Track-mounted Socket, use the PFC-A1 Mounting Brackets.

PFC-A1



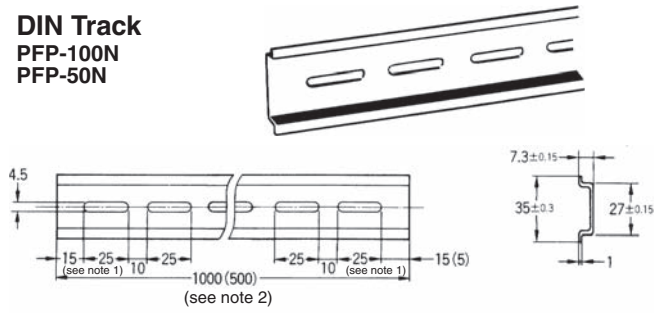
To mount to the PL11 Back-connecting Socket, use the PLC Mounting Brackets.

PLC

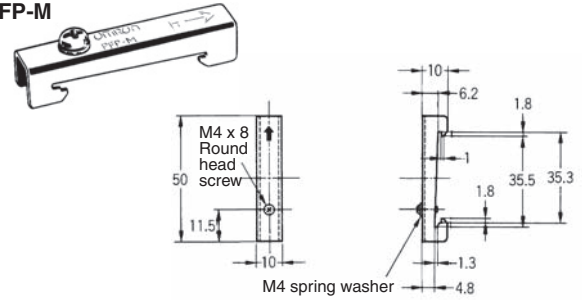


■ DIN Track Mounting Accessories

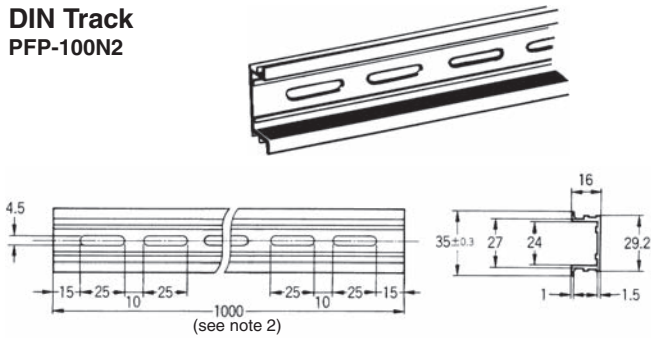
DIN Track
PFP-100N
PFP-50N



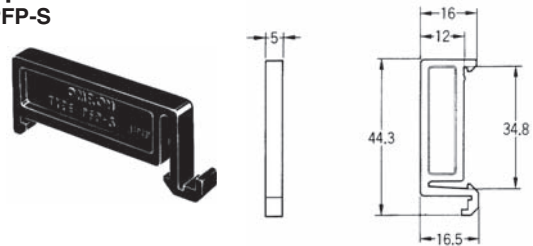
End Plate
PFP-M



DIN Track
PFP-100N2



Spacer
PFP-S



- Note:**
1. The PFP-100N is 15 mm on both ends, while the PFP50N is 15 mm on one end and 5 mm on the other end.
 2. Indicates total DIN Track length.

1 m: PFP-100N
50 cm: PFP-50N
1 m: PFP-100N2

ALL DIMENSIONS SHOWN ARE IN MILLIMETERS.

To convert millimeters into inches, multiply by 0.03937. To convert grams into ounces, multiply by 0.03527.

In the interest of product improvement, specifications are subject to change without notice.

Terms and Conditions Agreement

Read and understand this catalog.

Please read and understand this catalog before purchasing the products. Please consult your OMRON representative if you have any questions or comments.

Warranties.

(a) Exclusive Warranty. Omron's exclusive warranty is that the Products will be free from defects in materials and workmanship for a period of twelve months from the date of sale by Omron (or such other period expressed in writing by Omron). Omron disclaims all other warranties, express or implied.

(b) Limitations. OMRON MAKES NO WARRANTY OR REPRESENTATION, EXPRESS OR IMPLIED, ABOUT NON-INFRINGEMENT, MERCHANTABILITY OR FITNESS FOR A PARTICULAR PURPOSE OF THE PRODUCTS. BUYER ACKNOWLEDGES THAT IT ALONE HAS DETERMINED THAT THE PRODUCTS WILL SUITABLY MEET THE REQUIREMENTS OF THEIR INTENDED USE.

Omron further disclaims all warranties and responsibility of any type for claims or expenses based on infringement by the Products or otherwise of any intellectual property right. (c) Buyer Remedy. Omron's sole obligation hereunder shall be, at Omron's election, to (i) replace (in the form originally shipped with Buyer responsible for labor charges for removal or replacement thereof) the non-complying Product, (ii) repair the non-complying Product, or (iii) repay or credit Buyer an amount equal to the purchase price of the non-complying Product; provided that in no event shall Omron be responsible for warranty, repair, indemnity or any other claims or expenses regarding the Products unless Omron's analysis confirms that the Products were properly handled, stored, installed and maintained and not subject to contamination, abuse, misuse or inappropriate modification. Return of any Products by Buyer must be approved in writing by Omron before shipment. Omron Companies shall not be liable for the suitability or unsuitability or the results from the use of Products in combination with any electrical or electronic components, circuits, system assemblies or any other materials or substances or environments. Any advice, recommendations or information given orally or in writing, are not to be construed as an amendment or addition to the above warranty.

See <http://www.omron.com/global/> or contact your Omron representative for published information.

Limitation on Liability; Etc.

OMRON COMPANIES SHALL NOT BE LIABLE FOR SPECIAL, INDIRECT, INCIDENTAL, OR CONSEQUENTIAL DAMAGES, LOSS OF PROFITS OR PRODUCTION OR COMMERCIAL LOSS IN ANY WAY CONNECTED WITH THE PRODUCTS, WHETHER SUCH CLAIM IS BASED IN CONTRACT, WARRANTY, NEGLIGENCE OR STRICT LIABILITY.

Further, in no event shall liability of Omron Companies exceed the individual price of the Product on which liability is asserted.

Suitability of Use.

Omron Companies shall not be responsible for conformity with any standards, codes or regulations which apply to the combination of the Product in the Buyer's application or use of the Product. At Buyer's request, Omron will provide applicable third party certification documents identifying ratings and limitations of use which apply to the Product. This information by itself is not sufficient for a complete determination of the suitability of the Product in combination with the end product, machine, system, or other application or use. Buyer shall be solely responsible for determining appropriateness of the particular Product with respect to Buyer's application, product or system. Buyer shall take application responsibility in all cases.

NEVER USE THE PRODUCT FOR AN APPLICATION INVOLVING SERIOUS RISK TO LIFE OR PROPERTY OR IN LARGE QUANTITIES WITHOUT ENSURING THAT THE SYSTEM AS A WHOLE HAS BEEN DESIGNED TO ADDRESS THE RISKS, AND THAT THE OMRON PRODUCT(S) IS PROPERLY RATED AND INSTALLED FOR THE INTENDED USE WITHIN THE OVERALL EQUIPMENT OR SYSTEM.

Programmable Products.

Omron Companies shall not be responsible for the user's programming of a programmable Product, or any consequence thereof.

Performance Data.

Data presented in Omron Company websites, catalogs and other materials is provided as a guide for the user in determining suitability and does not constitute a warranty. It may represent the result of Omron's test conditions, and the user must correlate it to actual application requirements. Actual performance is subject to the Omron's Warranty and Limitations of Liability.

Change in Specifications.

Product specifications and accessories may be changed at any time based on improvements and other reasons. It is our practice to change part numbers when published ratings or features are changed, or when significant construction changes are made. However, some specifications of the Product may be changed without any notice. When in doubt, special part numbers may be assigned to fix or establish key specifications for your application. Please consult with your Omron's representative at any time to confirm actual specifications of purchased Product.

Errors and Omissions.

Information presented by Omron Companies has been checked and is believed to be accurate; however, no responsibility is assumed for clerical, typographical or proofreading errors or omissions.

X-ON Electronics

Largest Supplier of Electrical and Electronic Components

Click to view similar products for [Relay Sockets & Fixings](#) category:

Click to view products by [Omron](#) manufacturer:

Other Similar products are found below :

[00008258500](#) [00111976502](#) [0000-825-81-00](#) [60SY4S05](#) [M41G](#) [670-0125](#) [670-0127](#) [6700152](#) [670-0153](#) [6700156](#) [D258-2TS00](#) [70-309](#) [7-1393143-3](#) [7-1616360-5](#) [8000-DG2-5](#) [911361](#) [9-1616339-5](#) [PJF11N](#) [GDA12HA](#) [GDA12HD](#) [GDA12SA](#) [GDA12SD](#) [GDA16HD](#) [GDA22HA](#) [GDA95A](#) [GDA95D](#) [GFX20](#) [PT08QN](#) [PT 1/8 D = 3.2](#) [GUA1](#) [GUA2-11](#) [GUA4-04](#) [GUA4-31](#) [GUM5R](#) [GUR-120](#) [GUR-24](#) [GUR-240](#) [GUR-277](#) [GURX-277](#) [GUW12](#) [GUW95](#) [GUZ63L](#) [R99-11 FOR MY\(NAMEPLATE\)](#) [D52PR2T](#) [RES100K](#) [1310H-HDC](#) [1390H-1ST](#) [1393824-3](#) [1390H-2PC](#) [1410-2SM](#)