


A6E-N

Slide DIP Switch

Box type Through-hole Mounting DIP Switch



- Gold-plated twin contacts ensure high reliability.
- Available both ON and OFF-set soldering.

RoHS Compliant



List of Models

● Tube Packaging

Type		Flat actuator	Raised actuator
Appearance			
No. of poles	Quantity per tube		
2	72	A6E-2101-N	A6E-2104-N
3	51	A6E-3101-N	A6E-3104-N
4	40	A6E-4101-N	A6E-4104-N
5	32	A6E-5101-N	A6E-5104-N
6	27	A6E-6101-N	A6E-6104-N
7	24	A6E-7101-N	A6E-7104-N
8	21	A6E-8101-N	A6E-8104-N
9	19	A6E-9101-N	A6E-9104-N
10	17	A6E-0101-N	A6E-0104-N

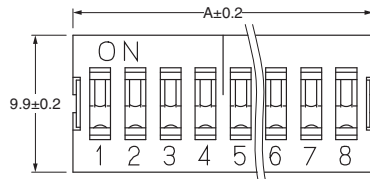

Note: Order in multiples of the package quantity.

Ratings / Characteristics

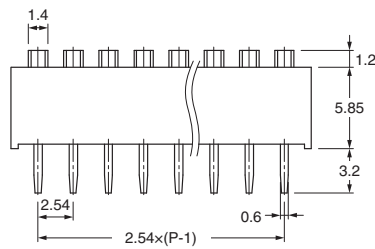

Ratings(resistive load)	25 mA at 24 VDC 10 μ A (minimum current) at 3.5 VDC	
Ambient operating temperature	-20 to +70°C at 60% max. (with no icing or condensation)	
Ambient operating humidity	35% to 95% (at +5 to +35°C)	
Insulation resistance	100 M Ω min. (at 250 VDC with insulation tester)	
Contact resistance (initial value)	200 m Ω max. (initial value)	
Dielectric strength	Between terminals 500 VAC for 1 min	
Vibration resistance	Malfunction	10 to 55 Hz, 1.5-mm double amplitude
Shock resistance	Malfunction	300 m/s ² min.
Durability	1,000 operations min.	
Washing	Not possible	
Degree of protection	IEC IP40	
Operating force	0.29 to 9.8 N	
Weight	Raised actuator: 0.43 g (2 poles) 0.78 g (4 poles) 1.12 g (6 poles) 1.47 g (8 poles) 1.82 g (10 poles)	

Dimensions (Unit: mm)

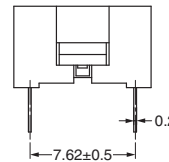
● Flat Actuator A6E-□101-N



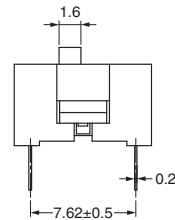
● Raised Actuator A6E-□104-N



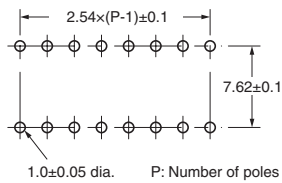
Flat Actuator



Raised Actuator



PCB Dimensions (Reference) (Top View)

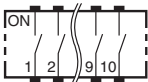


No. of poles	Model		Dimension A
	Flat	Raised	
2	A6E-2101-N	A6E-2104-N	6.44
3	A6E-3101-N	A6E-3104-N	8.98
4	A6E-4101-N	A6E-4104-N	11.52
5	A6E-5101-N	A6E-5104-N	14.06
6	A6E-6101-N	A6E-6104-N	16.60
7	A6E-7101-N	A6E-7104-N	19.14
8	A6E-8101-N	A6E-8104-N	21.68
9	A6E-9101-N	A6E-9104-N	24.22
10	A6E-0101-N	A6E-0104-N	26.76

Note: Unless otherwise specified, a tolerance of ± 0.4 mm applies to all dimensions.

Internal Connections

Contact Form (Top View)



Safety Precautions

★ Be sure to read the Safety precautions common to all DIP Switches for correct use.

- Application examples provided in this document are for reference only. In actual applications, confirm equipment functions and safety before using the product.
- Consult your OMRON representative before using the product under conditions which are not described in the manual or applying the product to nuclear control systems, railroad systems, aviation systems, vehicles, combustion systems, medical equipment, amusement machines, safety equipment, and other systems or equipment that may have a serious influence on lives and property if used improperly. Make sure that the ratings and performance characteristics of the product provide a margin of safety for the system or equipment, and be sure to provide the system or equipment with double safety mechanisms.

Note: Do not use this document to operate the Unit.

X-ON Electronics

Largest Supplier of Electrical and Electronic Components

Click to view similar products for [DIP Switches/SIP Switches](#) category:

Click to view products by [Omron](#) manufacturer:

Other Similar products are found below :

[78M03S](#) [79B10T](#) [8136-475G4T](#) [G7G-1A2-CB-DC12](#) [H7CZL8AC100240](#) [A7SS-M](#) [A8CA-201](#) [DRR60016](#) [DRS4016](#) [1825008-1](#) [1825444-1](#) [25.350.0653.0](#) [SDA10H1BDA](#) [97R06ST](#) [A2C-2A5](#) [1825444-7](#) [ADE08SA04](#) [ADE12S04](#) [192960010](#) [2-1825058-8](#) [25.330.0653.1](#) [25.352.0353.0](#) [CXDRIVEV2X](#) [IKN0600000](#) [IKN0800000](#) [LA2-002-DC24](#) [DBS1003](#) [438872000](#) [DRD10CRAE04](#) [DSR02T](#) [DSS 208 N](#) [E2FMX2D1M1TGJ03M](#) [NDI10H](#) [219-9MSTP](#) [204-6ES](#) [EPM02FV](#) [701521596](#) [NDS08V](#) [76SB05](#) [79A10](#) [TD06H0SK1](#) [Z7.255.9027.0](#) [1-1825058-3](#) [1825428-4](#) [219-10LPSTF](#) [E3ZG6111D03M](#) [G4D212PUSTV2DC5](#) [NDI05H](#) [EPG301BT06](#) [206S0117](#)