


### Slide DIP Switches with Ultra-low profile and Half-pitch



- Industry's lowest-class profile of 1.55 mm.
- Half-pitch (1.27-mm) design reduces mounting space by 63%.  
(compared with conventional models)
- Washable, with seal tape available.
- Embossed taping available for small reel 100 pcs/ 500 pcs.



RoHS Compliant



### ■List of Models

#### Tube Packaging

Type	Flat actuator			
	Standard		With seal tape	
		Quantity per tube		Quantity per tube
2	<b>A6H-2101</b>	125	<b>A6H-2102</b>	125
4	<b>A6H-4101</b>	75	<b>A6H-4102</b>	75
6	<b>A6H-6101</b>	54	<b>A6H-6102</b>	54
8	<b>A6H-8101</b>	40	<b>A6H-8102</b>	40
10	<b>A6H-0101</b>	33	<b>A6H-0102</b>	33

**Note:** Order in multiples of the package quantity.

#### Embossed Taping

Type	Flat actuator											
	Standard						With seal tape					
		Quantity per reel		Quantity per reel		Quantity per reel		Quantity per reel		Quantity per reel		Quantity per reel
2	<b>A6H-2101-P</b>	4,000	<b>A6H-2101-PM</b>	500	<b>A6H-2101-R100</b>		100	<b>A6H-2102-P</b>	4,000	<b>A6H-2102-PM</b>	500	
4	<b>A6H-4101-P</b>		<b>A6H-4101-PM</b>		<b>A6H-4101-R100</b>	<b>A6H-4102-P</b>		<b>A6H-4102-PM</b>		<b>A6H-4102-R100</b>		
6	<b>A6H-6101-P</b>		<b>A6H-6101-PM</b>		<b>A6H-6101-R100</b>	<b>A6H-6102-P</b>		<b>A6H-6102-PM</b>		<b>A6H-6102-R100</b>		
8	<b>A6H-8101-P</b>		<b>A6H-8101-PM</b>		<b>A6H-8101-R100</b>	<b>A6H-8102-P</b>		<b>A6H-8102-PM</b>		<b>A6H-8102-R100</b>		
10	<b>A6H-0101-P</b>		<b>A6H-0101-PM</b>		<b>A6H-0101-R100</b>	<b>A6H-0102-P</b>		<b>A6H-0102-PM</b>		<b>A6H-0102-R100</b>		

**Note:** Order in multiples of the package quantity.

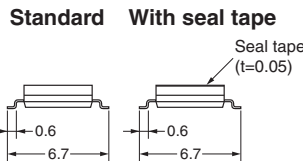
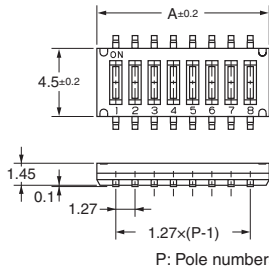

**■ Ratings/Characteristics**

<b>Rating (resistive load)</b>		25 mA at 24 VDC 10 μA (minimum current) at 3.5 VDC
<b>Ambient operating temperature</b>		-20 to +70°C at 60% max. (with no icing or condensation)
<b>Ambient operating humidity</b>		35% to 95% (at +5 to +35°C)
<b>Insulation resistance</b>		100 MΩ min. (at 250 VDC with insulation tester)
<b>Contact resistance (initial value)</b>		200 mΩ max.
<b>Dielectric strength</b>	<b>Between terminals</b>	300 VAC for 1 min
<b>Vibration resistance</b>	<b>Malfunction</b>	10 to 55 Hz, 1.5-mm double amplitude
<b>Shock resistance</b>	<b>Malfunction</b>	300 m/s <sup>2</sup> min.
<b>Durability</b>	<b>Electrical</b>	1,000 operations min.
<b>Washing</b>		Standard models: Not possible, Models with seal tape: Possible
<b>Degree of protection</b>		IEC IP40
<b>Operating force</b>		0.29 to 4.9 N {30 to 500 gf}
<b>Weight</b>		0.06 g (2 poles)
		0.09 g (4 poles)
		0.12 g (6 poles)
		0.15 g (8 poles)
		0.18 g (10 poles)

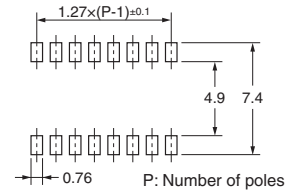
**■ Dimensions** (Unit: mm)

**● Flat Actuator**  
**Standard**

- A6H-□101
- A6H-□101-P
- A6H-□101-PM
- A6H-□101-R100




**Dimensions of PCB Pad (Reference)**  
**(Top View)**



**With Seal Tape**

- A6H-□102
- A6H-□102-P
- A6H-□102-PM
- A6H-□102-R100

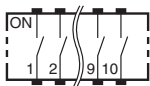


No. of poles	Model		Dimension A
	Standard	With seal tape	
2	A6H-2101	A6H-2102	3.77
4	A6H-4101	A6H-4102	6.31
6	A6H-6101	A6H-6102	8.85
8	A6H-8101	A6H-8102	11.39
10	A6H-0101	A6H-0102	13.93

**Note:** Unless otherwise specified, a tolerance of ±0.4 mm applies to all dimensions.

**■ Internal Connection**

**Contact Form (Top View)**



**■ Precautions**

Be sure to read the Safety precautions common to all DIP Switches for correct use.

- Application examples provided in this document are for reference only. In actual applications, confirm equipment functions and safety before using the product.
- Consult your OMRON representative before using the product under conditions which are not described in the manual or applying the product to nuclear control systems, railroad systems, aviation systems, vehicles, combustion systems, medical equipment, amusement machines, safety equipment, and other systems or equipment that may have a serious influence on lives and property if used improperly. Make sure that the ratings and performance characteristics of the product provide a margin of safety for the system or equipment, and be sure to provide the system or equipment with double safety mechanisms.

**Note: Do not use this document to operate the Unit.**

**OMRON Corporation**  
Electronic and Mechanical Components Company

Contact: [www.omron.com/ecb](http://www.omron.com/ecb)

Cat. No. A117-E1-06  
0619(0207)(O)

## X-ON Electronics

Largest Supplier of Electrical and Electronic Components

*Click to view similar products for [DIP Switches/SIP Switches](#) category:*

*Click to view products by [Omron](#) manufacturer:*

Other Similar products are found below :

[78M03S](#) [79B10T](#) [8136-475G4T](#) [G7G-1A2-CB-DC12](#) [H7CZL8AC100240](#) [A7SS-M](#) [A8CA-201](#) [DRR60016](#) [DRS4016](#) [1825008-1](#) [1825444-1](#) [25.350.0653.0](#) [SBS 5004 TG](#) [SDA10H1BDA](#) [97R06ST](#) [A2C-2A5](#) [1825444-7](#) [ADE08SA04](#) [ADE12S04](#) [192960010](#) [2-1825058-8](#) [25.330.0653.1](#) [25.352.0353.0](#) [CXDRIVEV2X](#) [IKN0600000](#) [IKN0800000](#) [LA2-002-DC24](#) [DBS1003](#) [438872000](#) [DRD10CRAE04](#) [DSR02T](#) [DSS 208 N](#) [E2FMX2D1M1TGJ03M](#) [NDI10H](#) [219-9MSTP](#) [204-6ES](#) [EPM02FV](#) [701521596](#) [NDS08V](#) [76SB05](#) [79A10](#) [TD06H0SK1](#) [Z7.255.9027.0](#) [1-1825058-3](#) [1825428-4](#) [219-10LPSTF](#) [E3ZG6111D03M](#) [G4D212PUSTV2DC5](#) [NDI05H](#) [EPG301BT06](#)