

Programmable Controllers CP1H



High-Speed, High-Performance Compact PLC with 40 I/O Built In

System Advantages




- Brick style controller features powerful position control and communications capabilities
- Built-in functions include digital I/O, high-speed counters, pulse outputs and analog input/outputs integrate process data with sequential control
- Integrated communications gateway functions make CP1H the first compact PLC in Omron's Smart Platform concept
- All Omron devices connected to CP1H by Ethernet, DeviceNet or Serial link can be configured, programmed and monitored through a single connection, using CX-One software suite
- CX-Programmer Jr. software, economical package for simple ladder diagram programming
- Built-in USB and peripheral ports and two plug-in serial comm boards for RS-232C and RS-422/485 simplify direct connection to serial devices and programming tools






- Network communication capabilities via serial Modbus-RTU Master, Profibus-DP and Omron's CompoBus/S, PLC Link and DeviceNet I/O Link help integrate process or machine activity with other plant floor operations
- 40 I/O point CPU, Expandable up to 320 I/O points using CPM1A expansion I/O units and CJ1 Special I/O modules
- UL, cUL and CE;UL Class I, Division 2, Groups A, B, C and D for use in hazardous locations; contact Omron for rating details

CP1H Programmable Controllers



CP1H Controller CPU

No. of I/O points	Appearance/ dimensions (H x W x D mm)	Input voltage	Built-in capabilities	No. of inputs	No. of outputs	Output type	Model
40	 110 x 150 x 85	100-240 VAC, 50/60 Hz	4 encoder inputs (100 kHz) 8 Interrupts/Counters	24 DC	16	Relay	CP1H-X40DR-A
		24 VDC	4 encoder inputs (100 kHz) 4 Pulse outputs: 4 x 100 kHz	24 DC	16	NPN transistor (sinking)	CP1H-X40DT-D
		24 VDC	8 interrupts/counters	24 DC	16	PNP transistor (sourcing)	CP1H-X40DT1-D
40	 110 x 150 x 85	100-240 VAC, 50/60 Hz	4 Analog inputs, 2 Analog outputs (1/12,000 resolution); 4 encoder inputs (100 kHz) 8 Interrupts/Counters	24 DC	16	Relay	CP1H-XA40DR-A
		24 VDC	4 Analog inputs, 2 Analog outputs (1/12,000 resolution)	24 DC	16	NPN transistor (sinking)	CP1H-XA40DT-D
		24 VDC	4 encoder inputs (100 kHz) 4 Pulse outputs: 4 x 100 kHz 8 interrupts/counters	24 DC	16	PNP transistor (sourcing)	CP1H-XA40DT1-D
20	 110 x 150 x 85	24 VDC	4 encoder inputs: 2 x 1 MHz, 2 x 100 kHz 4 Pulse outputs 2 x 1 MHz, 2 x 50 kHz 4 Line driver inputs: 2 input side; 2 output side 6 interrupts/counters	12 DC	8	NPN transistor (sinking)	CP1H-Y20DT-D

Communications Option Boards

Item	Appearance	Description	Model
RS-232C option board		Converts CPU unit option port for RS-232C devices; use up to 2 per CPU	CP1W-CIF01
RS-422/RS-485 option board		Converts CPU unit option port for RS-422/RS-485 devices; use up to 2 per CPU	CP1W-CIF11
Memory cassette		Use to back up programs or auto-booting	CP1W-ME05M

I/O Expansion Tools

Item	Appearance	Description	Cable length	Model
I/O Connecting Cable		Use the cable to connect CPM1A Expansion I/O Units when using a CJ Unit Adapter	80 cm	CP1W-CN811
CJ Unit Adapter		Connects 2 CJ1W Special I/O or CPU Bus modules to CP1H.	—	CP1W-EXT01



Expansion I/O and Special I/O Modules

Name	Output method	Inputs	Outputs	Model
Expansion I/O units	Relay	24	16	CPM1A-40EDR
	Transistor (sinking)			CPM1A-40EDT
	Transistor output (sourcing)			CPM1A-40EDT1
	Relay	12	8	CPM1A-20EDR1
	Transistor (sinking)			CPM1A-20EDT
	Transistor output (sourcing)			CPM1A-20EDT1
	—	8	—	CPM1A-8ED
	Relay	—	8	CPM1A-8ER
	Transistor (sinking)	—	8	CPM1A-8ET
Transistor output (sourcing)	—	8	CPM1A-8ET1	
Analog input unit	Analog (resolution: 1/6000)	4	—	CPM1A-AD041
Analog output unit	Analog (resolution: 1/6000)	—	4	CPM1A-DA041
Analog I/O units	Analog (resolution: 1/256)	2	1	CPM1A-MAD01
	Analog (resolution: 1/6000)	2	1	CPM1A-MAD11
DeviceNet I/O link unit	—	32 I/O link input bits	32 I/O link output bits	CPM1A-DRT21
CompoBus/S I/O link unit	—	8 I/O link input bits	8 I/O link output bits	CPM1A-SRT21
Temperature sensor units	2 thermocouple inputs			CPM1A-TS001
	4 thermocouple inputs			CPM1A-TS002
	2 platinum resistance thermometer inputs			CPM1A-TS101
	4 platinum resistance thermometer inputs			CPM1A-TS102

CJ-series Special I/O Units and CPU Bus Units

Category	Name	Specification	Model	
CJ-series special I/O units	Analog input units	8 inputs (1 to 5 V, 0 to 5 V, 0 to 10 V, -10 to 10 V, 4 to 20 mA) Resolution: 1/8,000; Conversion speed: 250 μs/input max. (Can be set to 1/4,000 resolution and 1 ms/input.)	CJ1W-AD081-V1	
		4 inputs (1 to 5 V, 0 to 5 V, 0 to 10 V, -10 to 10 V, 4 to 20 mA) Resolution: 1/8,000; Conversion speed: 250 μs/input max. (Can be set to 1/4,000 resolution and 1 ms/input.)	CJ1W-AD041-V1	
	Analog output units	8 outputs (1 to 5 V, 0 to 5 V, 0 to 10 V, -10 to 10 V) Resolution: 1/4,000; Conversion speed: 1 ms/output max. (Can be set to 1/8,000, 250 μs/output.)	CJ1W-DA08V	
		8 outputs (4 to 20 mA) Resolution: 1/4,000; Conversion speed: 1 ms/output max. (Can be set to 1/8,000, 250 μs/output.)	CJ1W-DA08C	
		4 outputs (1 to 5 V, 0 to 5 V, 0 to 10 V, -10 to 10 V, 4 to 20 mA) Resolution: 1/4,000; Conversion speed: 1 ms/point max.	CJ1W-DA041	
		2 outputs (1 to 5 V, 0 to 5 V, 0 to 10 V, -10 to 10 V, 4 to 20 mA) Resolution: 1/4,000; Conversion speed: 1 ms/output max.	CJ1W-DA021	
	Analog I/O unit	4 inputs, 2 outputs (1 to 5 V, 0 to 5 V, 0 to 10 V, -10 to 10 V, 4 to 20 mA) Resolution: 1/4,000; Conversion speed: 1 ms/point max. (Can be set to 1/8,000, 250 μs/point)	CJ1W-MAD42	
	Process input units	4 inputs, B, J, K, L, R, S, T; Conversion speed: 250 ms/4 inputs	CJ1W-PTS51	
		4 inputs, Pt100 Ω (JIS, IEC), JPt100 Ω, Conversion speed: 250 ms/4 inputs	CJ1W-PTS52	
		2 inputs, B, E, J, K, L, N, R, S, T, U, W, Re5-26, PL ±100 mV, Resolution: 1/64,000; Conversion speed: 10 ms/2 inputs	CJ1W-PTS15	
		2 inputs, Pt100, JPt100, Pt50, Ni508.4; Resolution: 1/64,000; Conversion speed: 10 ms/2 inputs	CJ1W-PTS16	
		2 inputs, 0 to 1.25 V, -1.25 to 1.25 V, 0 to 5 V, 1 to 5 V, -5 to 5 V, 0 to 10 V, -10 to 10 V, ±10-V selectable range, 0 to 20 mA, 4 to 20 mA	CJ1W-PDC15	
	Temperature control units	4 loops, thermocouple input, NPN output	CJ1W-TC001	
		4 loops, thermocouple input, PNP output	CJ1W-TC002	
		2 loops, thermocouple input, NPN output, heater burnout detection function	CJ1W-TC003	
		2 loops, thermocouple input, PNP output, heater burnout detection function	CJ1W-TC004	
		4 loops, platinum resistance thermometer input, NPN output	CJ1W-TC101	
		4 loops, platinum resistance thermometer input, PNP output	CJ1W-TC102	
		22 loops, platinum resistance thermometer input, PNP output, heater burnout detection function	CJ1W-TC103	
		2 loops, platinum resistance thermometer input, PNP output, heater burnout detection function	CJ1W-TC104	
	CompoBus/S master unit	CompoBus/S remote I/O, 256 points max.	CJ1W-SRM21	
	CJ-series CPU bus units	Controller link units	Wired (Shielded twisted-pair cable)	CJ1W-CLK21-V1
		Serial communications units	1 RS-232C port and 1 RS-422A/485 port	CJ1W-SCU41-V1
2 RS-232C ports			CJ1W-SCU21-V1	
Ethernet unit		100Base-TX	CJ1W-ETN21	
DeviceNet unit		Functions as master and/or slave; allows control of 32,000 points max. per master.	CJ1W-DRM21	
Profibus-DP master unit		Provides data exchange, diagnostics and message communications at 12 Mbps; 1200 m distance; 125 modes; shielded twisted pair cable; allows 7,168 words of I/O data per PLL.	CJ1W-PRM21	
Profibus-DP slave unit	Max. 180 words of input and output	CJ1W-PRT21		

Communications Adapters and Cables

Item	Appearance/dimensions (H x W x D mm)	Description	Cable length	Model
RS-232C cables		RS-232C to RS-232C; PC connector for program download	2 m	C200H-CN229-EU CBL-202 in Canada
		RS-232C to RS-232C; for serial communications from PLC to PC	2 m	C200H-CN320-EU CBL-804 in Canada
USB-serial conversion cable		Converts between USB and RS-232C; PC Driver included (CD-ROM); Applicable OS: Windows® 98, Me, 2000, or XP	0.5 m	CS1W-CIF31

Programming and Diagnostic Software and Tools

Software name	Description	Quantity	Model
CX-Programmer Jr.	Windows®-based programming software; reduced instruction set and networking commands, matched to CPM-series controller needs	1 license	WS02-CXPC1-EJ-V□□
CX-One	Programming and configuration management software that lets you build, configure and program networks, PLCs, HMIs, motion control systems, temperature controllers and sensors	1 license	CXONE-AL01C-E
		3 licenses	CXONE-AL03C-E
		10 licenses	CXONE-AL10C-E
DeviceNet Configurator	Set up and monitor a DeviceNet network	1 license	WS02-CFDC1-E

Manuals

Product	Description	Model
Operation manual	CP1H programmable controllers operation manual	W450
Programming manual	CP1H CPU unit programming manual	W451

Specifications

Controller	CP1H-XA CPU units	CP1H-X CPU units	CP1H-Y CPU unit
Type	Analog I/O built-in	Standard	High-speed positioning
CPU I/O	40 (24 inputs/16 outputs)		20 (12 inputs/8 outputs) Line driver inputs: Phases A, B, and Z for 2 axes Line driver outputs: CW and CCW for 2 axes
Effective system size	CPUs expandable to 320 I/O max. using CPM1A and CJ1 Special I/O or CPU Bus modules		CPU expandable to 300 I/O max. using CPM1A and CJ1 Special I/O or CPU Bus modules
Program capacity	20K steps (32K words data memory)		
Basic instruction execution time	0.1 μs		
No. of instructions	Approx. 400		
Power supply voltage	100 to 240 VAC, 50/60 Hz or 24 VDC		24 VDC
AC inputs	None		
DC inputs	Yes		
Max. # of inputs	192		180
Max. # of outputs	128		120
Max. # of relay outputs	128		120
Max. # of transistor outputs	128		120
High-speed counter	100 kHz (single-phase), 50 kHz (differential phases), 4 axes		1 MHz (single-phase), 500 kHz (differential phases) for 2 axes (line-driver input), 100 kHz (single-phase), 50 kHz (differential phases) for 2 axes (4 axes total)
Pulse output (transistor output models only)	100 kHz for 4 axes (4 axes total)		1 MHz for 2 axes (line-driver output), 50 kHz for 2 axes (4 axes total)
Analog I/O	4 analog inputs, 2 analog outputs built in	Use expansion I/O module	Use expansion I/O module
Real time clock	Yes		
Memory backup	Flash memory: User programs, parameters (such as the PLC Setup), comment data, and the entire DM Area can be saved to flash memory as initial values. Battery backup: The Holding Area, DM Area, and counter values (flags, PV) are backed up by a battery.		
External interrupts	8 inputs		6 inputs
Network connectivity	RS-232C/RS-422, Host Link, NT Link 1:N (for HMI), DeviceNet master/slave, Profibus-DP master/ slave, CompoBus/S master/slave, PC Link 1:N, Ethernet, Controller Link, CompoWay/F master, Modbus-ASCII master, Modbus-RTU master/slave		
Built-in comm. ports	USB; option boards for RS-232C and RS-422/485		
Peripheral devices	NT/NS series HMI		
Programming software	CX-Programmer Jr. or CX-One		

Terms and Conditions of Sale

1. **Offer; Acceptance.** These terms and conditions (these "Terms") are deemed part of all quotes, agreements, purchase orders, acknowledgments, price lists, catalogs, manuals, brochures and other documents, whether electronic or in writing, relating to the sale of products or services (collectively, the "Products") by Omron Electronics LLC and its subsidiary companies ("Omron"). Omron objects to any terms or conditions proposed in Buyer's purchase order or other documents which are inconsistent with, or in addition to, these Terms.
2. **Prices; Payment Terms.** All prices stated are current, subject to change without notice by Omron. Omron reserves the right to increase or decrease prices on any unshipped portions of outstanding orders. Payments for Products are due net 30 days unless otherwise stated in the invoice.
3. **Discounts.** Cash discounts, if any, will apply only on the net amount of invoices sent to Buyer after deducting transportation charges, taxes and duties, and will be allowed only if (i) the invoice is paid according to Omron's payment terms and (ii) Buyer has no past due amounts.
4. **Interest.** Omron, at its option, may charge Buyer 1-1/2% interest per month or the maximum legal rate, whichever is less, on any balance not paid within the stated terms.
5. **Orders.** Omron will accept no order less than \$200 net billing.
6. **Governmental Approvals.** Buyer shall be responsible for, and shall bear all costs involved in, obtaining any government approvals required for the importation or sale of the Products.
7. **Taxes.** All taxes, duties and other governmental charges (other than general real property and income taxes), including any interest or penalties thereon, imposed directly or indirectly on Omron or required to be collected directly or indirectly by Omron for the manufacture, production, sale, delivery, importation, consumption or use of the Products sold hereunder (including customs duties and sales, excise, use, turnover and license taxes) shall be charged to and remitted by Buyer to Omron.
8. **Financial.** If the financial position of Buyer at any time becomes unsatisfactory to Omron, Omron reserves the right to stop shipments or require satisfactory security or payment in advance. If Buyer fails to make payment or otherwise comply with these Terms or any related agreement, Omron may (without liability and in addition to other remedies) cancel any unshipped portion of Products sold hereunder and stop any Products in transit until Buyer pays all amounts, including amounts payable hereunder, whether or not then due, which are owing to it by Buyer. Buyer shall in any event remain liable for all unpaid accounts.
9. **Cancellation; Etc.** Orders are not subject to rescheduling or cancellation unless Buyer indemnifies Omron against all related costs or expenses.
10. **Force Majeure.** Omron shall not be liable for any delay or failure in delivery resulting from causes beyond its control, including earthquakes, fires, floods, strikes or other labor disputes, shortage of labor or materials, accidents to machinery, acts of sabotage, riots, delay in or lack of transportation or the requirements of any government authority.
11. **Shipping; Delivery.** Unless otherwise expressly agreed in writing by Omron:
 - a. Shipments shall be by a carrier selected by Omron; Omron will not drop ship except in "break down" situations.
 - b. Such carrier shall act as the agent of Buyer and delivery to such carrier shall constitute delivery to Buyer;
 - c. All sales and shipments of Products shall be FOB shipping point (unless otherwise stated in writing by Omron), at which point title and risk of loss shall pass from Omron to Buyer; provided that Omron shall retain a security interest in the Products until the full purchase price is paid;
 - d. Delivery and shipping dates are estimates only; and
 - e. Omron will package Products as it deems proper for protection against normal handling and extra charges apply to special conditions.
12. **Claims.** Any claim by Buyer against Omron for shortage or damage to the Products occurring before delivery to the carrier must be presented in writing to Omron within 30 days of receipt of shipment and include the original transportation bill signed by the carrier noting that the carrier received the Products from Omron in the condition claimed.
13. **Warranties.** (a) **Exclusive Warranty.** Omron's exclusive warranty is that the Products will be free from defects in materials and workmanship for a period of twelve months from the date of sale by Omron (or such other period expressed in writing by Omron). Omron disclaims all other warranties, express or implied. (b) **Limitations.** OMRON MAKES NO WARRANTY OR REPRESENTATION, EXPRESS OR IMPLIED, ABOUT NON-INFRINGEMENT, MERCHANTABILITY OR FITNESS FOR A PARTICULAR PURPOSE OF THE PRODUCTS. BUYER ACKNOWLEDGES THAT IT ALONE HAS DETERMINED THAT THE PRODUCTS WILL SUITABLY MEET THE REQUIREMENTS OF THEIR INTENDED USE. Omron further disclaims all warranties and responsibility of any type for claims or expenses based on infringement by the Products or otherwise of any intellectual property right. (c) **Buyer Remedy.** Omron's sole obligation hereunder shall be, at Omron's election, to (i) replace (in the form originally shipped with Buyer responsible for labor charges for removal or replacement thereof) the non-complying Product, (ii) repair the non-complying Product, or (iii) repay or credit Buyer an amount equal to the purchase price of the non-complying Product; provided that in no event shall Omron be responsible for warranty, repair, indemnity or any other claims or expenses regarding the Products unless Omron's analysis confirms that the Products were properly handled, stored, installed and maintained and not subject to contamination, abuse, misuse or inappropriate modification. Return of any Products by Buyer must be approved in writing by Omron before shipment. Omron Companies shall not be liable for the suitability or unsuitability or the results from the use of Products in combination with any electrical or electronic components, circuits, system assemblies or any other materials or substances or environments. Any advice, recommendations or information given orally or in writing, are not to be construed as an amendment or addition to the above warranty. See <http://oeweb.omron.com> or contact your Omron representative for published information.
14. **Limitation on Liability; Etc.** OMRON COMPANIES SHALL NOT BE LIABLE FOR SPECIAL, INDIRECT, INCIDENTAL, OR CONSEQUENTIAL DAMAGES, LOSS OF PROFITS OR PRODUCTION OR COMMERCIAL LOSS IN ANY WAY CONNECTED WITH THE PRODUCTS, WHETHER SUCH CLAIM IS BASED IN CONTRACT, WARRANTY, NEGLIGENCE OR STRICT LIABILITY. Further, in no event shall liability of Omron Companies exceed the individual price of the Product on which liability is asserted.
15. **Indemnities.** Buyer shall indemnify and hold harmless Omron Companies and their employees from and against all liabilities, losses, claims, costs and expenses (including attorney's fees and expenses) related to any claim, investigation, litigation or proceeding (whether or not Omron is a party) which arises or is alleged to arise from Buyer's acts or omissions under these Terms or in any way with respect to the Products. Without limiting the foregoing, Buyer (at its own expense) shall indemnify and hold harmless Omron and defend or settle any action brought against such Companies to the extent based on a claim that any Product made to Buyer specifications infringed intellectual property rights of another party.
16. **Property; Confidentiality.** Any intellectual property in the Products is the exclusive property of Omron Companies and Buyer shall not attempt to duplicate it in any way without the written permission of Omron. Notwithstanding any charges to Buyer for engineering or tooling, all engineering and tooling shall remain the exclusive property of Omron. All information and materials supplied by Omron to Buyer relating to the Products are confidential and proprietary, and Buyer shall limit distribution thereof to its trusted employees and strictly prevent disclosure to any third party.
17. **Export Controls.** Buyer shall comply with all applicable laws, regulations and licenses regarding (i) export of products or information; (ii) sale of products to "forbidden" or other proscribed persons; and (iii) disclosure to non-citizens of regulated technology or information.
18. **Miscellaneous.** (a) **Waiver.** No failure or delay by Omron in exercising any right and no course of dealing between Buyer and Omron shall operate as a waiver of rights by Omron. (b) **Assignment.** Buyer may not assign its rights hereunder without Omron's written consent. (c) **Law.** These Terms are governed by the law of the jurisdiction of the home office of the Omron company from which Buyer is purchasing the Products (without regard to conflict of law principles). (d) **Amendment.** These Terms constitute the entire agreement between Buyer and Omron relating to the Products, and no provision may be changed or waived unless in writing signed by the parties. (e) **Severability.** If any provision hereof is rendered ineffective or invalid, such provision shall not invalidate any other provision. (f) **Setoff.** Buyer shall have no right to set off any amounts against the amount owing in respect of this invoice. (g) **Definitions.** As used herein, "including" means "including without limitation"; and "Omron Companies" (or similar words) mean Omron Corporation and any direct or indirect subsidiary or affiliate thereof.

Certain Precautions on Specifications and Use

1. **Suitability of Use.** Omron Companies shall not be responsible for conformity with any standards, codes or regulations which apply to the combination of the Product in the Buyer's application or use of the Product. At Buyer's request, Omron will provide applicable third party certification documents identifying ratings and limitations of use which apply to the Product. This information by itself is not sufficient for a complete determination of the suitability of the Product in combination with the end product, machine, system, or other application or use. Buyer shall be solely responsible for determining appropriateness of the particular Product with respect to Buyer's application, product or system. Buyer shall take application responsibility in all cases but the following is a non-exhaustive list of applications for which particular attention must be given:
 - (i) Outdoor use, uses involving potential chemical contamination or electrical interference, or conditions or uses not described in this document.
 - (ii) Use in consumer products or any use in significant quantities.
 - (iii) Energy control systems, combustion systems, railroad systems, aviation systems, medical equipment, amusement machines, vehicles, safety equipment, and installations subject to separate industry or government regulations.
 - (iv) Systems, machines and equipment that could present a risk to life or property. Please know and observe all prohibitions of use applicable to this Product.

NEVER USE THE PRODUCT FOR AN APPLICATION INVOLVING SERIOUS RISK TO LIFE OR PROPERTY OR IN LARGE QUANTITIES WITHOUT ENSURING THAT THE SYSTEM AS A WHOLE HAS BEEN DESIGNED TO ADDRESS THE RISKS, AND THAT THE OMRON'S PRODUCT IS PROPERLY RATED AND INSTALLED FOR THE INTENDED USE WITHIN THE OVERALL EQUIPMENT OR SYSTEM.
2. **Programmable Products.** Omron Companies shall not be responsible for the user's programming of a programmable Product, or any consequence thereof.
3. **Performance Data.** Data presented in Omron Company websites, catalogs and other materials is provided as a guide for the user in determining suitability and does not constitute a warranty. It may represent the result of Omron's test conditions, and the user must correlate it to actual application requirements. Actual performance is subject to the Omron's Warranty and Limitations of Liability.
4. **Change in Specifications.** Product specifications and accessories may be changed at any time based on improvements and other reasons. It is our practice to change part numbers when published ratings or features are changed, or when significant construction changes are made. However, some specifications of the Product may be changed without any notice. When in doubt, special part numbers may be assigned to fix or establish key specifications for your application. Please consult with your Omron's representative at any time to confirm actual specifications of purchased Product.
5. **Errors and Omissions.** Information presented by Omron Companies has been checked and is believed to be accurate; however, no responsibility is assumed for clerical, typographical or proofreading errors or omissions.

Complete “Terms and Conditions of Sale” for product purchase and use are on Omron’s website at www.omron.com/oei – under the “About Us” tab, in the Legal Matters section.

ALL DIMENSIONS SHOWN ARE IN MILLIMETERS.

To convert millimeters into inches, multiply by 0.03937. To convert grams into ounces, multiply by 0.03527.



OMRON ELECTRONICS LLC

1 Commerce Drive
Schaumburg, IL 60173
Tel: 847.843.7900

For U.S. technical support or other inquiries: 800.556.6766

OMRON CANADA, INC.

885 Milner Avenue
Toronto, Ontario M1B 5V8
Tel: 416.286.6465

MEXICO SALES OFFICES

Mexico, D.F. 555.660.3144
Ciudad Juárez 656.623.7083
Monterrey, N.L. 818.377.4281
Querétaro 442.135.4510

BRAZIL SALES OFFICE

Sao Paulo 55.11.2101.6310

ARGENTINA SALES OFFICE

Cono Sur 54.114.787.1129

CHILE SALES OFFICE

Santiago 562.206.4592

OTHER LATIN AMERICAN SALES

Florida 954.227.2121

OMRON ON-LINE

Global -

www.omron.com

USA -

www.omron.com/oei

Canada -

www.omron.ca

Brazil -

www.omron.com.br

Latin America -

www.espanol.omron.com

X-ON Electronics

Largest Supplier of Electrical and Electronic Components

Click to view similar products for [Controllers](#) category:

Click to view products by [Omron](#) manufacturer:

Other Similar products are found below :

[61FGPN8DAC120](#) [CV500SLK21](#) [70177-1011](#) [F03-03 HAS C](#) [F03-31](#) [81550401](#) [FT1A-C12RA-W](#) [88981106](#) [H2CAC24A](#) [H2CRSAC110B](#)
[R88A-CRGB003CR-E](#) [R88ARR080100S](#) [R88A-TK01K](#) [DCN1-1](#) [DRT2ID08C](#) [DTB4896VRE](#) [DTB9696CVE](#) [DTB9696LVE](#) [E53-AZ01](#)
[E53E01](#) [E53E8C](#) [E5C4Q40J999FAC120](#) [E5CWLQ1TCAC100240](#) [E5GNQ03PFLKACDC24](#) [B300LKL21](#) [NSCXDC1V3](#) [NSH5-232CW-3M](#)
[NT20SST122BV1](#) [NV-CN001](#) [OAS-160-N](#) [C40PEDRA](#) [K31S6](#) [K33-L1B](#) [K3MA-F 100-240VAC](#) [K3TX-AD31A](#) [89750101](#) [L595020](#)
[SRM1-C02](#) [SRS2-1](#) [FT1A-C14SA-S](#) [G32X-V2K](#) [26546803](#) [26546805](#) [PWRA440A](#) [CPM1AETL03CH](#) [CV500SLK11](#) [3G2A5BI081](#)
[3G2A5IA122](#) [3G2A5LK010E](#) [3G2A5OA223](#)