

General-purpose Absolute Encoder with External Diameter of 50 mm

- Absolute model.
- External diameter of 50 mm.
- Resolution: 256 (8-bit).
- Lightweight construction using plastic body.



Be sure to read *Safety Precautions* on page 5.

Ordering Information

Encoders [Refer to *Dimensions* on page 5.]

Power supply voltage	Output configuration	Resolution (divisions)	Connector for H8PS Cam Positioner	Model
5 to 12 VDC	Open-collector output	256 (8-bit)	None	E6CP-AG3C 256P/R 2M
12 to 24 VDC				E6CP-AG5C 256P/R 2M
			Supported	E6CP-AG5C-C 256P/R 2M

Note: When connecting to the H8PS, use the E6CP-AG5C-C, which is connected using a connector. It cannot be used on other models.

Accessories (Order Separately)

[Dimensions: Refer to *Accessories* for coupling dimensions and to page 5 for the dimensions of other accessories.]

Name	Model	Remarks	
Couplings	E69-C06B	Provided with the E6CP-AG3C and E6CP-AG5C.	
	E69-C68B	Different end diameter	
	E69-C610B	Different end diameter	
	E69-C06M	Metal construction	
Servo Mounting Bracket	E69-2	Provided with the product. (Three brackets in a set.)	
Extension Cable	E69-DF5	5 m	Models are also available with 15-m and 98-m cables.
	E69-DF10	10 m	
	E69-DF20	20 m	

Refer to *Accessories* for details.

Ratings and Specifications

Item		Model	E6CP-AG3C	E6CP-AG5C	E6CP-AG5C-C
Power supply voltage			5 VDC −5% to 12 VDC +10%, ripple (p-p): 5% max.	12 VDC −10% to 24 VDC +15%, ripple (p-p): 5% max.	
Current consumption*1			90 mA max.	70 mA max.	
Resolution (rotations)			256 (8-bit)		
Output code			Gray code		
Output configuration			Open-collector output		
Output capacity			Applied voltage: 28 VDC max. Sink current: 16 mA max. Residual voltage: 0.4 V max. (at sink current of 16 mA)		
Maximum response frequency*2			5 kHz		
Logic			Negative logic (high = 0, low = 1)		
Accuracy			±1° max.		
Direction of rotation			Output code incremented by CW (as viewed from the end of the shaft)		
Rise and fall times of output			1 μs max. (Control output voltage: 16 V, Load resistance: 1 kΩ, Output cable: 2 m max.)		
Starting torque			0.98 mN·m max.		
Moment of inertia			1 × 10 ^{−6} kg·m ² max.		
Shaft loading	Radial	29.4 N			
	Thrust	19.6 N			
Maximum permissible speed			1,000 r/min		
Ambient temperature range			Operating: −10 to 55°C (with no icing), Storage: −25 to 85°C (with no icing)		
Ambient humidity range			Operating/Storage: 35% to 85% (with no condensation)		
Insulation resistance			200 MΩ min. (at 500 VDC) between current-carrying parts and case		
Dielectric strength			500 VAC, 50/60 Hz for 1 min between current-carrying parts and case		
Vibration resistance			Destruction: 10 to 55 Hz, 1.5-mm double amplitude for 2 hours each in X, Y, and Z directions		
Shock resistance			Destruction: 1,000 m/s ² 3 times each in X, Y, and Z directions		
Degree of protection*3			IEC 60529 IP50		
Connection method			Pre-wired Models (Standard cable length: 2 m)		Connector Models (Standard cable length: 2 m)
Material			Case: ABS, Main unit: PPS, Shaft: SUS416, Mounting Bracket: Galvanized iron		
Weight (packed state)			Approx. 200 g		
Accessories			Coupling (excluding Connector Models), Servo Mounting Bracket, Hexagonal wrench (excluding Connector Models), Instruction manual		

*1. An inrush current of approximately 8 A will flow for approximately 0.3 ms when the power is turned ON.

*2. The maximum electrical response speed is determined by the resolution and maximum response frequency as follows:

$$\text{Maximum electrical response speed (rpm)} = \frac{\text{Maximum response frequency}}{\text{Resolution}} \times 60$$

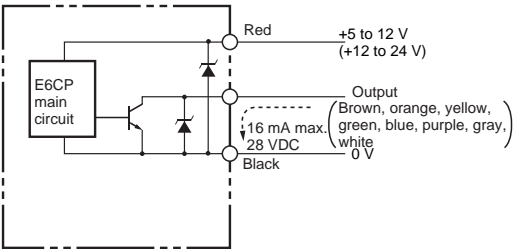
This means that the Rotary Encoder will not operate electrically if its speed exceeds the maximum electrical response speed.

*3. No protection is provided against water or oil.

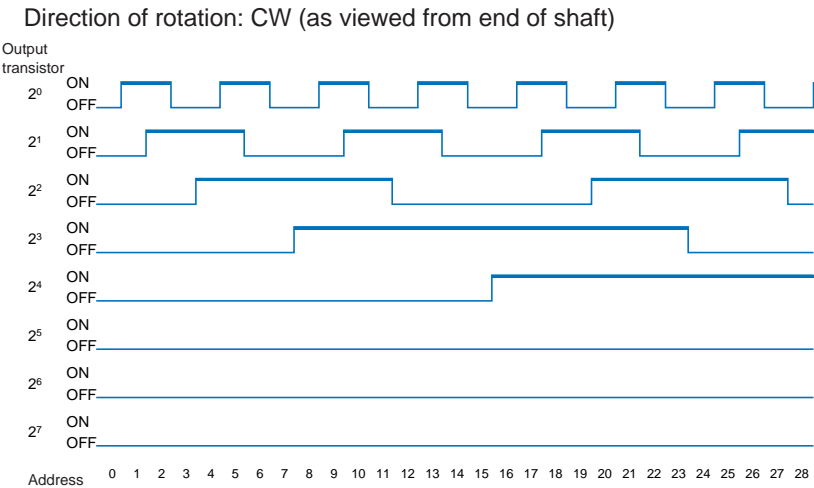
I/O Circuit Diagrams

E6CP-AG3C, E6CP-AG5C	E6CP-AG5C-C
----------------------	-------------

Output Circuits



Output mode



Connection

Color	E6CP-AG3C	E6CP-AG5C
Red	Power supply 5 to 12 VDC	Power supply 12 to 24 VDC
Black	0 V (common)	
Brown	Output 2 ⁰	
Orange	Output 2 ¹	
Yellow	Output 2 ²	
Green	Output 2 ³	
Blue	Output 2 ⁴	
Purple	Output 2 ⁵	
Gray	Output 2 ⁶	
White	Output 2 ⁷	

Note: The circuit is the same for all bit outputs.
Each E6CP Rotary Encoder has one main circuit.

Terminal No.	E6CP-AG5C-C
1	Connected internally
2	
3	Output 2 ⁵
4	Output 2 ¹
5	Output 2 ⁰
6	Output 2 ⁷
7	Output 2 ⁴
8	Output 2 ²
9	Output 2 ³
10	Output 2 ⁶
11	---
12	Power supply: 12 to 24 VDC
13	0 V (common)

Note: The circuit is the same for all bit outputs.
Each E6CP Rotary Encoder has one main circuit.

Positioner Connection Example

H8PS Cam Positioner Connection



Note: The E6CP-AG5C cannot be connected to the H8PS.

Ordering Information

Model
H8PS-8A
H8PS-8AP
H8PS-8AF
H8PS-8AFP
H8PS-16A
H8PS-16AP
H8PS-16AF
H8PS-16AFP
H8PS-32A
H8PS-32AP
H8PS-32AF
H8PS-32AFP

Specifications

Rated voltage	24 VDC
Cam precision	0.5° (for 720 resolution), 1° (for 256/360 resolution)
No. of output points	8-point output type: 8 cam outputs, 1 RUN output, 1 pulse output 16-point output type: 16 cam outputs, 1 RUN output, 1 pulse output 32-point output type: 32 cam outputs, 1 RUN output, 1 pulse output
Encoder response	RUN mode, test mode: 256/360 resolution 1,600 r/min max. (1,200 r/min when advance compensation is set for four cams or more) 720 resolution 800 r/min max. (600 r/min when advance compensation is set for four cams or more)
Additional functions	<ul style="list-style-type: none">• Origin compensation (zeroing)• Rotation direction switching• Angle display switching• Teaching• Pulse output• Angle/number of rotations display switching• Puncture *• Angle advance• Number of rotations alarm output• Setting with support software (order separately) *

Note: For 16-point and 32-point output types only

Safety Precautions

Refer to *Warranty and Limitations of Liability*.

⚠ WARNING

This product is not designed or rated for ensuring safety of persons either directly or indirectly. Do not use it for such purposes.



Precautions for Correct Use

Do not use the Encoder under ambient conditions that exceed the ratings.

● Mounting

For front-surface mounting, the maximum tightening torque is 1.76 N·m. (Effective screw length: 7 mm min.)

● Wiring

Spurious pulses may be generated for outputs when power is turned ON. Wait at least 1 s after turning ON the power to the Encoder before using the connected device.

● Connection

Spurious pulses may be generated when power is turned ON and OFF. Wait at least 1 s after turning ON the power to the Encoder before using the connected device, and stop using the connected device at least 1 s before turning OFF the power to the Encoder. Also, turn ON the power to the load only after turning ON the power to the Encoder.

(Unit: mm)

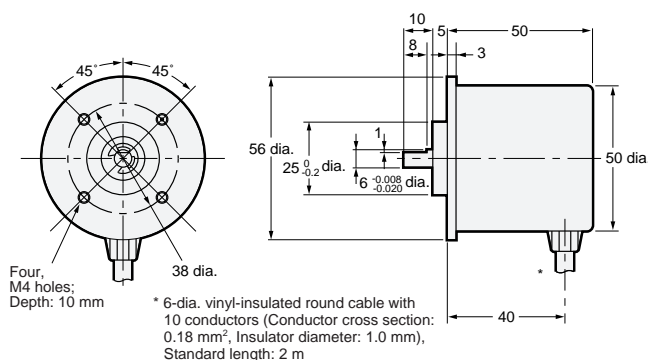

Dimensions

Tolerance class IT16 applies to dimensions in this datasheet unless otherwise specified.

Encoder

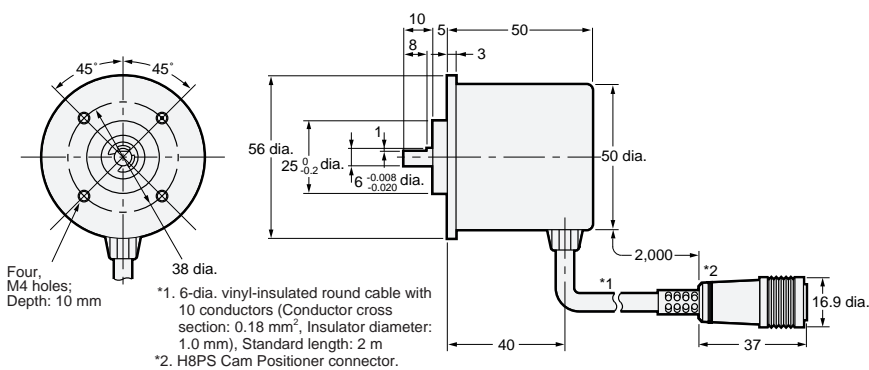
E6CP-AG3C

E6CP-AG5C



The E69-C06B Coupling is provided.

E6CP-AG5C-C



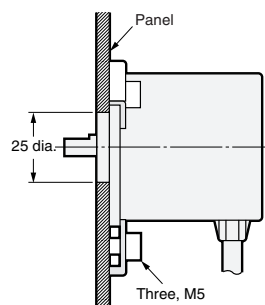
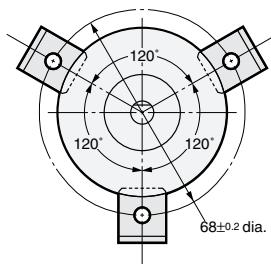
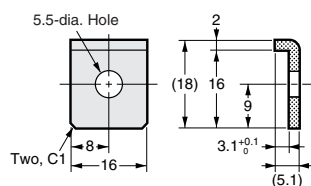
The E69-C06B Coupling is sold separately.

Accessories (Order Separately)

Servo Mounting Bracket

E69-2

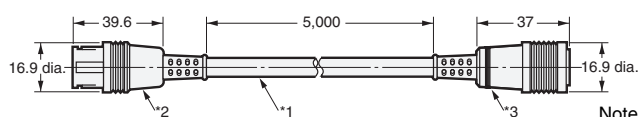

Mounting Bracket Installation



Note: Provided with the product.

Extension Cable

E69-DF5



- *1. 6-dia. shielded cable with 12 conductors
(Conductor cross section: 0.2 mm², Insulator diameter: 1.1 mm),
Standard length: 5 m
- *2. Connects to connector on E6CP-AG5C-C.
- *3. Connects to H8PS Cam Positioner.

Note: 1. The E69-DF5 (5 m) is also available with the following cable lengths: 10 m, 15 m, 20 m, and 98 m.
2. Cable can be extended to 100 m when the H8PS Cam Positioner is connected.

Couplings

E69-C06B

E69-C68B

E69-C610B

E69-C06M

Refer to *Accessories* for details.

Terms and Conditions Agreement

Read and understand this catalog.

Please read and understand this catalog before purchasing the products. Please consult your OMRON representative if you have any questions or comments.

Warranties.

(a) Exclusive Warranty. Omron's exclusive warranty is that the Products will be free from defects in materials and workmanship for a period of twelve months from the date of sale by Omron (or such other period expressed in writing by Omron). Omron disclaims all other warranties, express or implied.

(b) Limitations. OMRON MAKES NO WARRANTY OR REPRESENTATION, EXPRESS OR IMPLIED, ABOUT NON-INFRINGEMENT, MERCHANTABILITY OR FITNESS FOR A PARTICULAR PURPOSE OF THE PRODUCTS. BUYER ACKNOWLEDGES THAT IT ALONE HAS DETERMINED THAT THE PRODUCTS WILL SUITABLY MEET THE REQUIREMENTS OF THEIR INTENDED USE.

Omron further disclaims all warranties and responsibility of any type for claims or expenses based on infringement by the Products or otherwise of any intellectual property right. (c) Buyer Remedy. Omron's sole obligation hereunder shall be, at Omron's election, to (i) replace (in the form originally shipped with Buyer responsible for labor charges for removal or replacement thereof) the non-complying Product, (ii) repair the non-complying Product, or (iii) repay or credit Buyer an amount equal to the purchase price of the non-complying Product; provided that in no event shall Omron be responsible for warranty, repair, indemnity or any other claims or expenses regarding the Products unless Omron's analysis confirms that the Products were properly handled, stored, installed and maintained and not subject to contamination, abuse, misuse or inappropriate modification. Return of any Products by Buyer must be approved in writing by Omron before shipment. Omron Companies shall not be liable for the suitability or unsuitability or the results from the use of Products in combination with any electrical or electronic components, circuits, system assemblies or any other materials or substances or environments. Any advice, recommendations or information given orally or in writing, are not to be construed as an amendment or addition to the above warranty.

See <http://www.omron.com/global/> or contact your Omron representative for published information.

Limitation on Liability: Etc.

OMRON COMPANIES SHALL NOT BE LIABLE FOR SPECIAL, INDIRECT, INCIDENTAL, OR CONSEQUENTIAL DAMAGES, LOSS OF PROFITS OR PRODUCTION OR COMMERCIAL LOSS IN ANY WAY CONNECTED WITH THE PRODUCTS, WHETHER SUCH CLAIM IS BASED IN CONTRACT, WARRANTY, NEGLIGENCE OR STRICT LIABILITY.

Further, in no event shall liability of Omron Companies exceed the individual price of the Product on which liability is asserted.

Suitability of Use.

Omron Companies shall not be responsible for conformity with any standards, codes or regulations which apply to the combination of the Product in the Buyer's application or use of the Product. At Buyer's request, Omron will provide applicable third party certification documents identifying ratings and limitations of use which apply to the Product. This information by itself is not sufficient for a complete determination of the suitability of the Product in combination with the end product, machine, system, or other application or use. Buyer shall be solely responsible for determining appropriateness of the particular Product with respect to Buyer's application, product or system. Buyer shall take application responsibility in all cases.

NEVER USE THE PRODUCT FOR AN APPLICATION INVOLVING SERIOUS RISK TO LIFE OR PROPERTY OR IN LARGE QUANTITIES WITHOUT ENSURING THAT THE SYSTEM AS A WHOLE HAS BEEN DESIGNED TO ADDRESS THE RISKS, AND THAT THE OMRON PRODUCT(S) IS PROPERLY RATED AND INSTALLED FOR THE INTENDED USE WITHIN THE OVERALL EQUIPMENT OR SYSTEM.

Programmable Products.

Omron Companies shall not be responsible for the user's programming of a programmable Product, or any consequence thereof.

Performance Data.

Data presented in Omron Company websites, catalogs and other materials is provided as a guide for the user in determining suitability and does not constitute a warranty. It may represent the result of Omron's test conditions, and the user must correlate it to actual application requirements. Actual performance is subject to the Omron's Warranty and Limitations of Liability.

Change in Specifications.

Product specifications and accessories may be changed at any time based on improvements and other reasons. It is our practice to change part numbers when published ratings or features are changed, or when significant construction changes are made. However, some specifications of the Product may be changed without any notice. When in doubt, special part numbers may be assigned to fix or establish key specifications for your application. Please consult with your Omron's representative at any time to confirm actual specifications of purchased Product.

Errors and Omissions.

Information presented by Omron Companies has been checked and is believed to be accurate; however, no responsibility is assumed for clerical, typographical or proofreading errors or omissions.

X-ON Electronics

Largest Supplier of Electrical and Electronic Components

Click to view similar products for [Encoders](#) category:

Click to view products by [Omron](#) manufacturer:

Other Similar products are found below :

[6-1393048-0](#) [62AG22-H5-P](#) [62D22-02-P](#) [700-09-36](#) [2-1393047-2](#) [25LB22-G-Z](#) [T101-5C3-111-M1](#) [385001M0439](#) [385001M0216](#)
[V23401T8002B802](#) [V23401U6019B609](#) [62HS22-H0-040S](#) [700-16-16](#) [700-24-24](#) [288T220R161A2](#) [1-1879391-5](#) [1393047-1](#) [702-01-24](#)
[703-20-00](#) [62V22-02-P](#) [62D15-02-140S](#) [62C1515-02-P](#) [61K128-075](#) [EC21C1520402](#) [62AG18-L5-020C](#) [E6F-AG5C](#) [720 2M](#) [62B22-SPP-](#)
[030C](#) [31215-003](#) [01039-2677](#) [V23401U2117C333](#) [ACZ11BR2E-20FD1-20CZ-0546](#) [DXM510-2000S002](#) [01002-2133](#) [01002-9375](#) [01002-](#)
[9572](#) [01026-476](#) [01039-1102](#) [01070-1315](#) [01072-513](#) [01080-056](#) [01084-089](#) [01094-017](#) [01102-031](#) [MKITMEF9445/004](#) [PHU930-1212-005](#)
[62CY2222019](#) [E40H12-1024-6-L-5](#) [62AG11-L0-020C](#) [62AG22-H5-060C](#) [62S11-M0-210SH](#)