

EtherCAT Junction Slave GX-JC03/JC06

CSM_GX-JC03_JC06_DS_E_1_1

Realizing flexible wiring solutions

EtherCAT junction slave for open network
realize super high speed machine control



Features



- Realizing flexible wiring by daisy chain and branch
- Compact size as the industry's smallest *
Compact size as width 25 mm (3-port type) realizing space saving on the board
- Power supply voltage operable for long distance wiring
Operable with 24 VDC. The range of power-supply voltage is from maximum 28.8 VDC to minimum 20.4 VDC in consideration of a power voltage drop by long distance wiring.

* As of August 2011 According to our own research.

Ordering Information

International Standards

- The standards are abbreviated as follows: U: UL, U1: UL (Class I Division 2 Products for Hazardous Locations), C: CSA, UC: cULus, UC1: cULus (Class I Division 2 Products for Hazardous Locations), CU: cUL, N: NK, L: Lloyd, and CE: EC Directives.
- Contact your OMRON representative for further details and applicable conditions for these standards.

Product name		No. of ports	Power supply voltage	Current consumption (A)	Model	Standards
EtherCAT Junction Slave		3	20.4 to 28.8 VDC (24 VDC -15 to +20%)	0.08	GX-JC03	CE, UC1
		6		0.17	GX-JC06	

Note: Please do not connect EtherCAT junction slave with OMRON position control unit, Model CJ1W-NC□81/□82.

EtherCAT® is a registered trademark and patented technology, licensed by Beckhoff Automation GmbH, Germany.

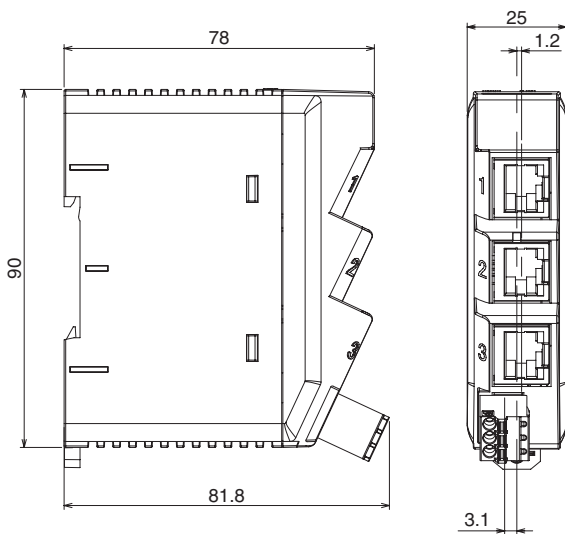
General Specifications

Item	Specifications	
	GX-JC03	GX-JC06
Common Specifications	Power supply voltage	20.4 to 28.8 VDC
	Current consumption	80 mA / 170 mA
	Ambient operating temperature	-10 to 55°C
	Ambient operating humidity	25% to 85% (with no condensation)
	Ambient storage temperature	-25 to 65°C
	Ambient storage humidity	25% to 85% (with no condensation)
	Dimensions	25 mm × 78 mm × 90 mm / 48 mm × 78 mm × 90 mm
Weight	165 g / 220 g	

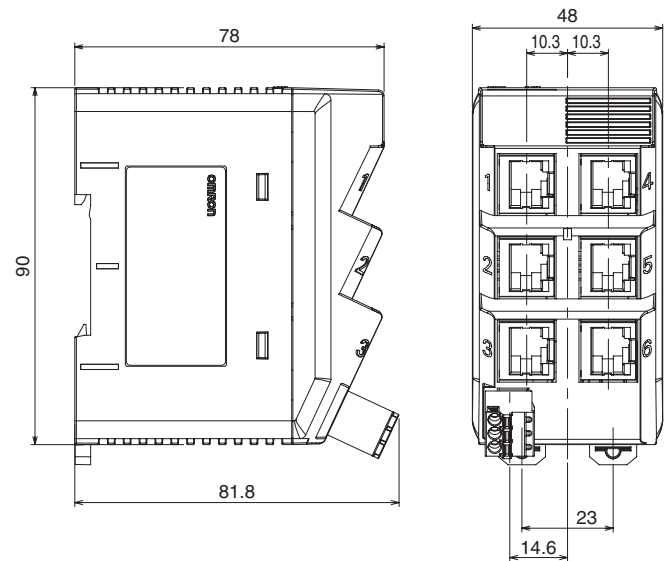
Dimensions

(Unit: mm)

GX-JC03



GX-JC06



Functions

Summary of Functions	GX-JC03	GX-JC06
No. of ports	3 (1 in 2 out)	6 (1 in 5 out)
No. of nodes	1	2
Indicator	Power, Link/Act	
Auto MDI/MDIX	Supported	
Reference clock	Supported	

Read and Understand This Catalog

Please read and understand this catalog before purchasing the products. Please consult your OMRON representative if you have any questions or comments.

Warranty and Limitations of Liability

WARRANTY

OMRON's exclusive warranty is that the products are free from defects in materials and workmanship for a period of one year (or other period if specified) from date of sale by OMRON.

OMRON MAKES NO WARRANTY OR REPRESENTATION, EXPRESS OR IMPLIED, REGARDING NON-INFRINGEMENT, MERCHANTABILITY, OR FITNESS FOR PARTICULAR PURPOSE OF THE PRODUCTS. ANY BUYER OR USER ACKNOWLEDGES THAT THE BUYER OR USER ALONE HAS DETERMINED THAT THE PRODUCTS WILL SUITABLY MEET THE REQUIREMENTS OF THEIR INTENDED USE. OMRON DISCLAIMS ALL OTHER WARRANTIES, EXPRESS OR IMPLIED.

LIMITATIONS OF LIABILITY

OMRON SHALL NOT BE RESPONSIBLE FOR SPECIAL, INDIRECT, OR CONSEQUENTIAL DAMAGES, LOSS OF PROFITS OR COMMERCIAL LOSS IN ANY WAY CONNECTED WITH THE PRODUCTS, WHETHER SUCH CLAIM IS BASED ON CONTRACT, WARRANTY, NEGLIGENCE, OR STRICT LIABILITY.

In no event shall the responsibility of OMRON for any act exceed the individual price of the product on which liability is asserted.

IN NO EVENT SHALL OMRON BE RESPONSIBLE FOR WARRANTY, REPAIR, OR OTHER CLAIMS REGARDING THE PRODUCTS UNLESS OMRON'S ANALYSIS CONFIRMS THAT THE PRODUCTS WERE PROPERLY HANDLED, STORED, INSTALLED, AND MAINTAINED AND NOT SUBJECT TO CONTAMINATION, ABUSE, MISUSE, OR INAPPROPRIATE MODIFICATION OR REPAIR.

Application Considerations

SUITABILITY FOR USE

OMRON shall not be responsible for conformity with any standards, codes, or regulations that apply to the combination of products in the customer's application or use of the products.

At the customer's request, OMRON will provide applicable third party certification documents identifying ratings and limitations of use that apply to the products. This information by itself is not sufficient for a complete determination of the suitability of the products in combination with the end product, machine, system, or other application or use.

The following are some examples of applications for which particular attention must be given. This is not intended to be an exhaustive list of all possible uses of the products, nor is it intended to imply that the uses listed may be suitable for the products:

- Outdoor use, uses involving potential chemical contamination or electrical interference, or conditions or uses not described in this catalog.
- Nuclear energy control systems, combustion systems, railroad systems, aviation systems, medical equipment, amusement machines, vehicles, safety equipment, and installations subject to separate industry or government regulations.
- Systems, machines, and equipment that could present a risk to life or property.

Please know and observe all prohibitions of use applicable to the products.

NEVER USE THE PRODUCTS FOR AN APPLICATION INVOLVING SERIOUS RISK TO LIFE OR PROPERTY WITHOUT ENSURING THAT THE SYSTEM AS A WHOLE HAS BEEN DESIGNED TO ADDRESS THE RISKS, AND THAT THE OMRON PRODUCTS ARE PROPERLY RATED AND INSTALLED FOR THE INTENDED USE WITHIN THE OVERALL EQUIPMENT OR SYSTEM.

PROGRAMMABLE PRODUCTS

OMRON shall not be responsible for the user's programming of a programmable product, or any consequence thereof.

Disclaimers

CHANGE IN SPECIFICATIONS

Product specifications and accessories may be changed at any time based on improvements and other reasons.

It is our practice to change model numbers when published ratings or features are changed, or when significant construction changes are made. However, some specifications of the products may be changed without any notice. When in doubt, special model numbers may be assigned to fix or establish key specifications for your application on your request. Please consult with your OMRON representative at any time to confirm actual specifications of purchased products.

DIMENSIONS AND WEIGHTS

Dimensions and weights are nominal and are not to be used for manufacturing purposes, even when tolerances are shown.

PERFORMANCE DATA

Performance data given in this catalog is provided as a guide for the user in determining suitability and does not constitute a warranty. It may represent the result of OMRON's test conditions, and the users must correlate it to actual application requirements. Actual performance is subject to the OMRON Warranty and Limitations of Liability.

ERRORS AND OMISSIONS

The information in this document has been carefully checked and is believed to be accurate; however, no responsibility is assumed for clerical, typographical, or proofreading errors, or omissions.

2011.9

In the interest of product improvement, specifications are subject to change without notice.

OMRON Corporation
Industrial Automation Company

<http://www.ia.omron.com/>

(c)Copyright OMRON Corporation 2011 All Right Reserved.

X-ON Electronics

Largest Supplier of Electrical and Electronic Components

Click to view similar products for [Ethernet Modules](#) category:

Click to view products by [Omron](#) manufacturer:

Other Similar products are found below :

[TDKEZW3](#) [V23993-USB1029A](#) [100-POE4](#) [I210T1BLK](#) [FC6A-PH1](#) [W4S105C](#) [GX-ID1611](#) [X520QDA1](#) [BCM84794A1KFSBG](#)
[X520DA2OCP](#) [808-38157](#) [7506GX2](#) [TC EXTENDER 2001](#) [ETH-2S](#) [105FX-SC-MDR](#) [110FX2-SC](#) [BCM54291B0IQLEG](#) [7000-P3201-](#)
[P050150](#) [750-494](#) [750-495](#) [750-643](#) [750-652](#) [750-940](#) [753-650/003-000](#) [852-1322](#) [852-1328](#) [852-1813](#) [852-1816](#) [LANTICK PE-0-16](#)
[LANTICK PE-16-0](#) [RBMTXLITE-L4X2.X.X.X.X.](#) [USR-TCP232-T2](#) [2017008](#) [EKI-7708E-4F-AE](#) [EKI-7708E-4FP-AE](#) [EKI-7708G-4FP-AE](#)
[2352903-2](#) [EGU-0702-SFP-T](#) [EKI-2706G-1GFPI-BE](#) [SW-125](#) [SW-525](#) [SW-725](#) [1005957](#) [1006191](#) [304TX-N](#) [WIZ107SR_TTL](#) [ES-320](#)
[TDKEZW5](#) [2003025](#) [2003037](#) [2013040](#)