


Low-profile, Economical Circuit Jumper Plugs





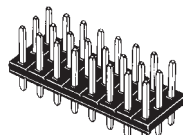

- Low profiles that are only 5.8 mm (XJ8) and 6.8 mm (XG8S/T) high on the board.
- 2.54-mm high-density grid can be mounted horizontally or vertically.
- From Single-row up to Triple-row Connectors.
- Through-holes handle 0.8-mm wires.
- Designed for easy insertion and protection against accidental removal.
- Highly-reliable 2-point contacts.
- Thin Plug Housing (XJ8) employs flame-resistant PPS resin.
- XJ8 Connectors conform to UL standards (file no. E103202).



* Excluding XG8S and XG8T

RoHS Compliant

Connectors

Model	XG8S	XG8T	XJ8B	XJ8C	XJ8D	XJ8A
Appearance	Single-row Plugs 	Double-row Plugs 	Single-row Plugs 	Double-row Plugs 	Triple-row Plugs 	Jumper Socket 
Page	2	3	4			6

Ratings and Characteristics

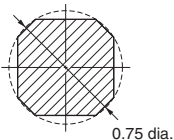
Item	Gold plating	Tin plating
Rated voltage	2 A	
Rated current	300 VAC	
Contact resistance	20 mΩ max. (at 20 mV, 100 mA max.)	
Insulation resistance	1,000 MΩ min. (at 500 VDC)	
Dielectric strength	750 VAC for 1 min (leakage current: 1 mA max.)	
Total insertion force (See note.)	1.96 N max.	7.85 N max.
Total removal force (See note.)	0.39 N min.	0.98 N min.
Insertion durability	50 times	20 times
Ambient operating temperature	- 55 to 105°C (with no icing at low temperature)	

Note: Insertion and removal force are for the XJ8A.

Materials and Finish

Item	XJ8A	XJ8B/C/D	XG8S/T
Housing	Fiber-glass reinforced PBT resin (UL94 V-0)/black or natural	Fiber-glass reinforced PPS resin (UL94 V-0)/black	Fiber-glass reinforced PBT resin (UL94 V-0)/black
Contacts	Phosphor bronze/nickel base, 0.15-μm gold plating	Brass/nickel base, 0.15-μm gold plating (See note.)	Brass/nickel base, 0.15-μm gold plating
	Phosphor bronze/nickel base, 2.0-μm tin plating	---	Brass/nickel base, 2.0-μm tin plating

Cross-sectional View of Terminal

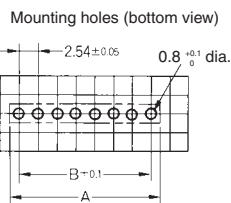
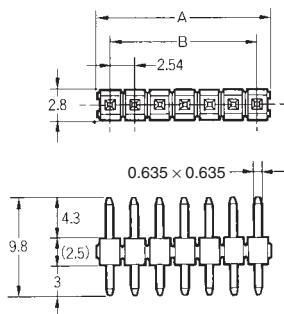
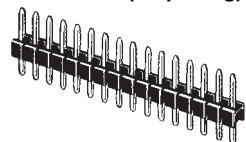


XG8S Single-row Jumper Plugs

■ Dimensions

(unit: mm)

XG8S-□□31 (gold plating)
XG8S-□□41 (tin plating)



Dimensions

No. of contacts	Dimensions (mm)	
	A	B
2	5.1	2.54
3	7.6	5.08
4	10.2	7.62
6	15.2	12.70
8	20.3	17.78
16	40.6	38.10
18	45.7	43.18

■ Ordering Information

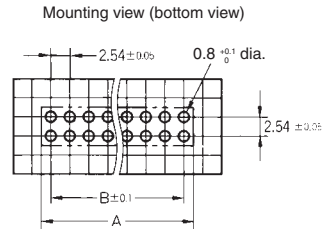
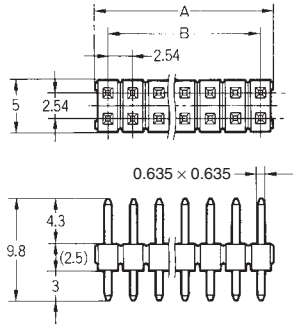

No. of contacts	Model Plugs with straight terminals	
	Model (gold plating)	Model (tin plating)
2	XG8S-0231	XG8S-0241
3	XG8S-0331	XG8S-0341
4	XG8S-0431	XG8S-0441
6	XG8S-0631	---
8	XG8S-0831	XG8S-0841
16	XG8S-1631	XG8S-1641
18	XG8S-1831	---

XG8T Double-row Jumper Plugs

■ Dimensions

(unit: mm)

XG8T-□□31 (gold plating)
XG8T-□□41 (tin plating)



Dimensions

No. of contacts	Dimensions (mm)	
	A	B
2	2.5	---
4	5.1	2.54
6	7.6	5.08
8	10.2	7.62
10	12.7	10.16
12	15.2	12.70
14	17.8	15.24
16	20.3	17.78
18	22.9	20.32
20	25.4	22.86

■ Ordering Information

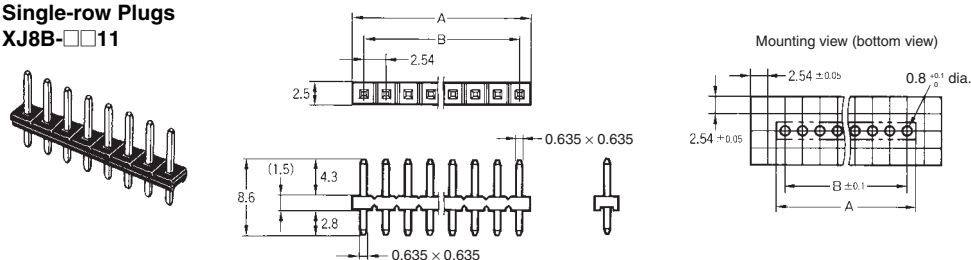
No. of contacts	Model	
	Model (gold plating)	Model (tin plating)
2	XG8T-0231	XG8T-0241
4	XG8T-0431	XG8T-0441
6	XG8T-0631	XG8T-0641
8	XG8T-0831	XG8T-0841
10	XG8T-1031	XG8T-1041
12	XG8T-1231	XG8T-1241
14	XG8T-1431	XG8T-1441
16	XG8T-1631	XG8T-1641
18	XG8T-1831	XG8T-1841
20	XG8T-2031	XG8T-2041

XJ8B/XJ8C/XJ8D Low-profile Single-, Double-, and Triple-row Jumper Plugs

■ Dimensions

(unit: mm)

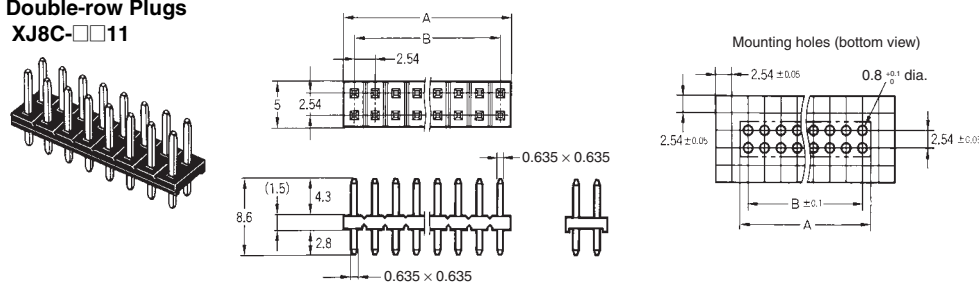
Single-row Plugs XJ8B-□□11



Dimensions

No. of contacts	Dimensions (mm)	
	A	B
2	5.1	2.54
3	7.6	5.08
4	10.2	7.62
5	12.7	10.16
6	15.2	12.70
7	17.8	15.24
8	20.3	17.78
9	22.9	20.32
12	30.5	27.94
14	35.6	33.02
16	40.6	38.10

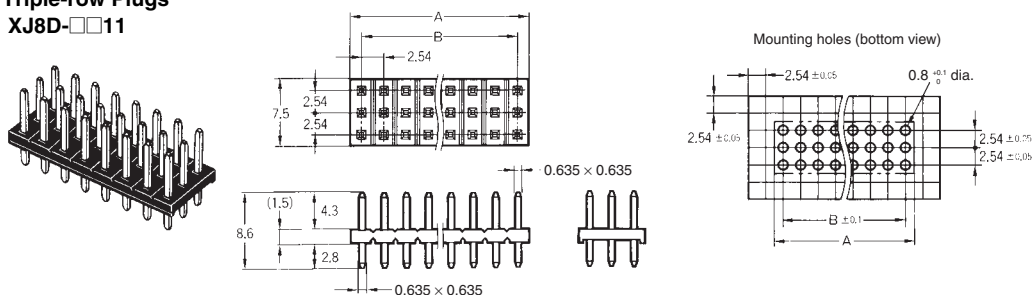
Double-row Plugs XJ8C-□□11



Dimensions

No. of contacts	Dimensions (mm)	
	A	B
2	2.5	---
4	5.1	2.54
6	7.6	5.08
8	10.2	7.62
10	12.7	10.16
12	15.2	12.70
14	17.8	15.24
16	20.3	17.78

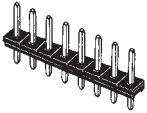


Triple-row Plugs XJ8D-□□11



Dimensions

No. of contacts	Dimensions (mm)	
	A	B
3	2.5	---
6	5.1	2.54
9	7.6	5.08
12	10.2	7.62
15	12.7	10.16
18	15.2	12.70
21	17.8	15.24
24	20.3	17.78

■ Ordering Information

Single-row Plugs		Double-row Plugs		Triple-row Plugs	
					
No. of contacts	Model (gold plated)	No. of contacts	Model (gold plated)	No. of contacts	Model (gold plated)
2	XJ8B-0211	2	XJ8C-0211	3	XJ8D-0311
3	XJ8B-0311	4	XJ8C-0411	6	XJ8D-0611
4	XJ8B-0411	6	XJ8C-0611	9	XJ8D-0911
5	XJ8B-0511	8	XJ8C-0811	12	XJ8D-1211
6	XJ8B-0611	10	XJ8C-1011	15	XJ8D-1511
7	XJ8B-0711	12	XJ8C-1211	18	XJ8D-1811
8	XJ8B-0811	14	XJ8C-1411	21	XJ8D-2111
9	XJ8B-0911	16	XJ8C-1611	24	XJ8D-2411
12	XJ8B-1211				
14	XJ8B-1411				
16	XJ8B-1611				

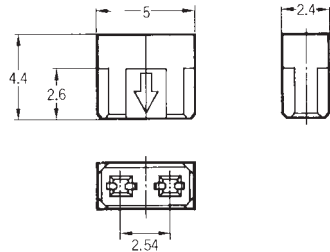
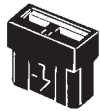
XJ8A Jumper Socket

■ Dimensions

(unit: mm)

Jumper Socket

- XJ8A-0211 (gold plating/black)
- XJ8A-0241 (tin plating/black)
- XJ8A-0214 (gold plating/natural)



■ Ordering Information

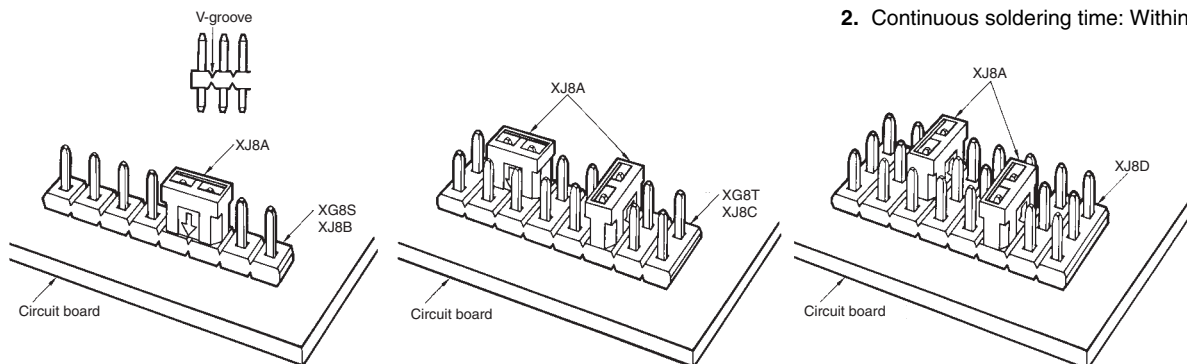
No. of contacts	Type		
	Plating	Housing color	Model
2	Gold plating	Black	XJ8A-0211
	Tin plating	Black	XJ8A-0241
	Gold plating	Natural	XJ8A-0214

■ Precautions

Correct Use

- Plugs can be easily cut along the V-groove.
- Jumper Socket should be inserted so that the arrow points down.

Mounting Example



Automated Soldering Conditions (Jet Flow)

1. Soldering temperature: 250 ±5°C
2. Continuous soldering time: Within 5±1 s

• Application examples provided in this document are for reference only. In actual applications, confirm equipment functions and safety before using the product.
 • Consult your OMRON representative before using the product under conditions which are not described in the manual or applying the product to nuclear control systems, railroad systems, aviation systems, vehicles, combustion systems, medical equipment, amusement machines, safety equipment, and other systems or equipment that may have a serious influence on lives and property if used improperly. Make sure that the ratings and performance characteristics of the product provide a margin of safety for the system or equipment, and be sure to provide the system or equipment with double safety mechanisms.

Note: Do not use this document to operate the Unit.

OMRON Corporation
 Electronic and Mechanical Components Company

Contact: www.omron.com/ecb

Cat. No. G065-E1-02
 1014(0412)(O)

X-ON Electronics

Largest Supplier of Electrical and Electronic Components

Click to view similar products for [Headers & Wire Housings](#) category:

Click to view products by [Omron](#) manufacturer:

Other Similar products are found below :

[892-18-020-10-001101](#) [58102-G61-06LF](#) [582553-1](#) [0009485154](#) [009176003701906](#) [0050291907](#) [LY20-4P-DT1-P1E-BR](#) [02.125.8002.8](#)
[609-3404](#) [61062-3](#) [61082-181009](#) [622-3653LF](#) [63453-116](#) [636-1030](#) [636-1427](#) [636-3427](#) [636-4007](#) [641938-9](#) [641991-4](#) [644827-2](#) [65817-](#)
[010LF](#) [65817-015LF](#) [65863-015LF](#) [66207-023LF](#) [67095-007LF](#) [67601157](#) [68648-049](#) [70.362.1628.0](#) [70-4210](#) [70-4226B](#) [70-4853B](#) [707-](#)
[5020](#) [707-5028](#) [71.350.2428.0](#) [71918-208LF](#) [71961-016LF](#) [733-134](#) [733-162](#) [754199-000](#) [760-3052](#) [787-8014-00](#) [79531-3000](#) [FCN-](#)
[360C032-B](#) [FCN-367T-T012/H](#) [FCN-723D010/2](#) [80.063.4001.1](#) [800-90-001-10-001000](#) [800-90-010-10-002000](#) [801-43-002-10-013000](#)
[801-43-006-10-002000](#)