

# Slim D-Sub Connector XM3-LS

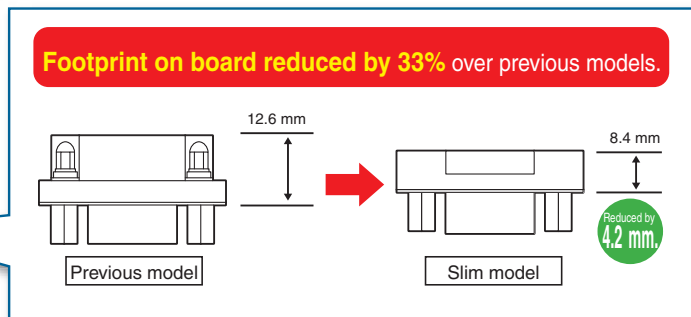

## Space-saving 9-pin Slim D-sub Connectors for Boards

- Board mounting area is reduced by 33% (compared with previous models) using depth of 8.4 mm.
- Nine D-sub right-angle DIP terminals.

RoHS Compliant



Molding material 30% reduction  
(Compared with previous model XM2C-L)



### ■ Ratings and Characteristics

Rated current	3 A
Rated voltage	300 VAC
Contact resistance	20 mΩ max. (at 20 mVDC, 100 mA max.)
Insulation resistance	1,000 MΩ min. (at 500 VDC for 1 min)
Withstand voltage	1,000 VAC for 1 min (leakage current: 1 mA max.)
Insertion durability	100 times
Operating temperature	-25 to 105°C (with no condensation or icing)

### ■ Materials and Finish

Housing	PBT (UL94 V-0)/black	
Contacts	Socket	Phosphor bronze/nickel base, flash gold plated
	Plug	Brass/nickel base, flash gold plated
Shell	Steel/nickel plated	
Anchors	Socket	M2.6 × 0.45: Steel/nickel plated #4-40UNC: Stainless steel
	Plug	Stainless steel
Grounding fixture	Phosphor bronze/tin plated	

### ■ Ordering Information

#### Socket

Appearance		
No. of contacts Anchors	M2.6 × 0.45	#4-40 UNC
9	<b>XM3B-0942-112LS</b>	<b>XM3B-0942-132LS</b>

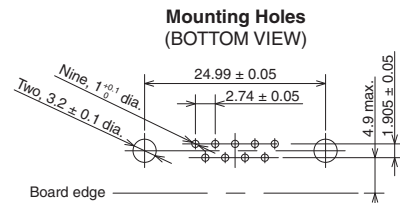
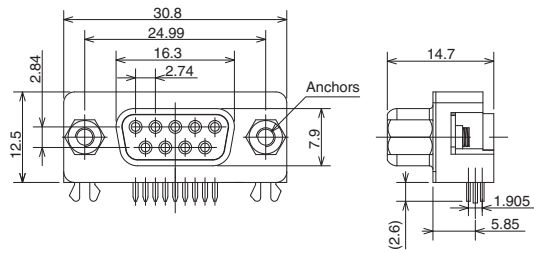
#### Plug

Appearance		
No. of contacts Anchors	M2.6 × 0.45	#4-40 UNC
9	<b>XM3C-0942-112LS</b>	<b>XM3C-0942-132LS</b>

## ■Dimensions

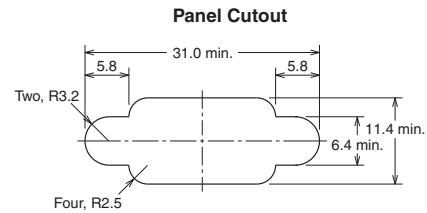
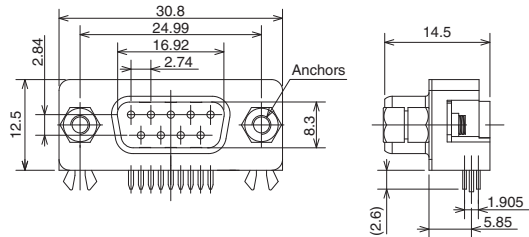
(Unit: mm)

### Socket XM3B-0942-1□2LS



Note: Applicable board thickness: 1.0 or 1.6 mm.

### Plug XM3C-0942-1□2LS



Note: Applicable panel thickness is 1.2 mm max.

Note: The mounting hole and panel cutout dimensions are the same for the Sockets and Plugs.

## ■Safety Precautions

### Precautions for Correct Use

- Insert the connector into the board and then simultaneously dip-solder the connector terminals and lock pins to the board.
- Pull or push the connector straight in or out when you connect or disconnect it. Twisting it may cause damage or faulty contact.
- Do not remove the anchors from the connector. Removing the anchors may cause damage or faulty contact.
- The Plugs cannot be secured to a panel.

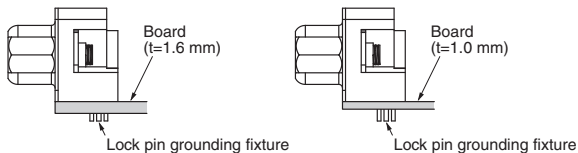
### ●Automatic Soldering

#### Automated Soldering Conditions (Jet Flow)

- (1) Soldering temperature:  $250 \pm 5^\circ\text{C}$
- (2) Continuous soldering time: within  $5 \pm 1$  s max.

### ●Mating

Do not connect the Connectors in the wrong direction, otherwise it may be damaged.



• Application examples provided in this document are for reference only. In actual applications, confirm equipment functions and safety before using the product.  
 • Consult your OMRON representative before using the product under conditions which are not described in the manual or applying the product to nuclear control systems, railroad systems, aviation systems, vehicles, combustion systems, medical equipment, amusement machines, safety equipment, and other systems or equipment that may have a serious influence on lives and property if used improperly. Make sure that the ratings and performance characteristics of the product provide a margin of safety for the system or equipment, and be sure to provide the system or equipment with double safety mechanisms.

Note: Do not use this document to operate the Unit.

## X-ON Electronics

Largest Supplier of Electrical and Electronic Components

*Click to view similar products for [D-Sub Standard Connectors](#) category:*

*Click to view products by [Omron](#) manufacturer:*

Other Similar products are found below :

[56F711-015](#) [LV242999-142T12](#) [015-0341-000](#) [015-0372-005](#) [015-0372-008](#) [015-8755-001](#) [020419-0104](#) [012-0467-000](#) [012-9507-034](#) [012-9507-114](#) [020745-0008](#) [609-25P](#) [CT2-14S-2PCA34](#) [CT2-18-11PCAU](#) [CT6-10SL-3SC](#) [CT6-10SL-4SC](#) [CT6-14S-2SC](#) [CT6E14SA7SC](#)  
[M83513/01-FC](#) [M83723/76W24619 L/C](#) [M85049/48-3-2F](#) [6STD09PCM99B70X](#) [6STD09SCM99B30X](#) [6STD09SCT99S40X](#)  
[6STD15PCT99S40X](#) [6STD15SCM99B30X](#) [6STD15SCT99S40X](#) [6STF09PCM05B70X](#) [7-135760-9](#) [MC11E-10-6SN](#) [747552-3](#) [MD1-21PS](#)  
[MDM-15SCBRM7-F222](#) [MDM96517-699](#) [MDM96521-744](#) [MDVB1-21SL1](#) [MIK0-1-7SH003](#) [MIKQ6-7SH076](#) [MIKQ7-7PH077](#) [MIKQ7-7PH11](#) [MIKQ7-7PH32](#) [MJSV-28SL61](#) [MKJ4A1F14-55S](#) [8-135760-3](#) [8STD09PCM99B30X](#) [PG-KV/PV-16-GROM-SEALING](#) [GDA15P](#)  
[GDAY15PB](#) [980-0000-170](#) [980-0000-171](#)