



55GN01CA

RF Transistor 10V, 70mA, $f_T=5.5\text{GHz}$, NPN Single CP

ON Semiconductor®

<http://onsemi.com>

Features

- High cutoff frequency : $f_T=5.5\text{GHz}$ typ
- High gain : $|S_{21e}|^2=9.5\text{dB}$ typ ($f=1\text{GHz}$)

Specifications

Absolute Maximum Ratings at $T_a=25^\circ\text{C}$

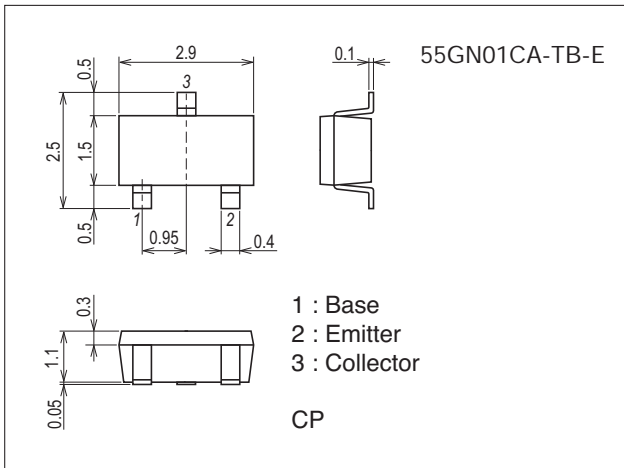
Parameter	Symbol	Conditions	Ratings	Unit
Collector-to-Base Voltage	V_{CBO}		20	V
Collector-to-Emitter Voltage	V_{CEO}		10	V
Emitter-to-Base Voltage	V_{EBO}		3	V
Collector Current	I_C		70	mA
Collector Dissipation	P_C		200	mW
Junction Temperature	T_j		150	$^\circ\text{C}$
Storage Temperature	T_{stg}		-55 to +150	$^\circ\text{C}$

Stresses exceeding Maximum Ratings may damage the device. Maximum Ratings are stress ratings only. Functional operation above the Recommended Operating Conditions is not implied. Extended exposure to stresses above the Recommended Operating Conditions may affect device reliability.

Package Dimensions

unit : mm (typ)

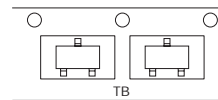
7013A-009



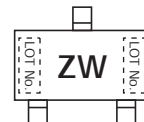
Product & Package Information

- Package : CP
- JEITA, JEDEC : SC-59, TO-236, SOT-23, TO-236AB
- Minimum Packing Quantity : 3,000 pcs./reel

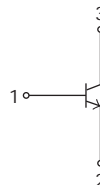
Packing Type: TB



Marking



Electrical Connection



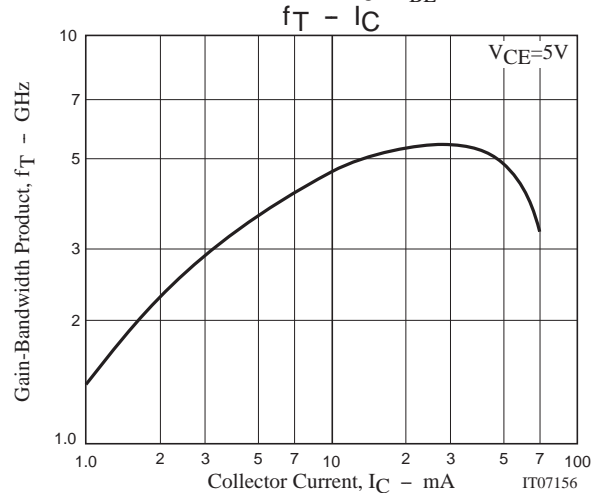
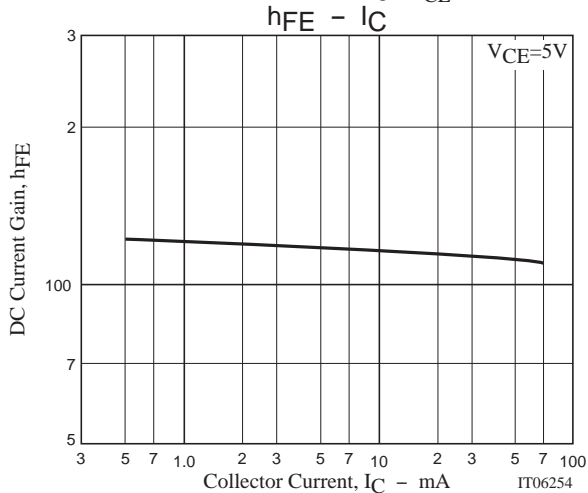
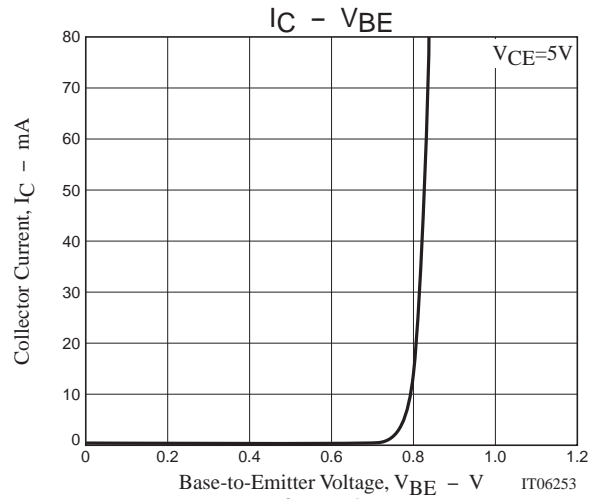
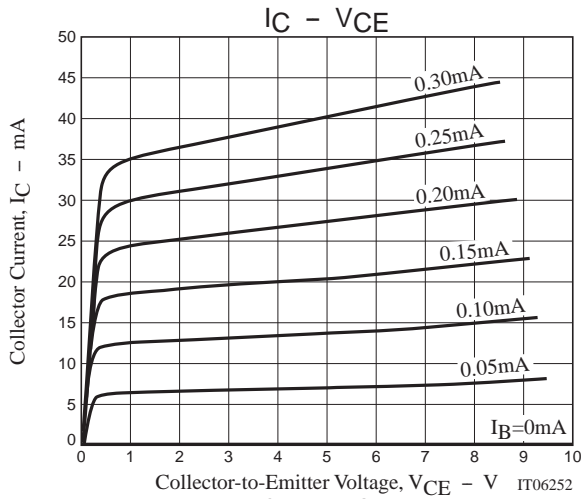
55GN01CA

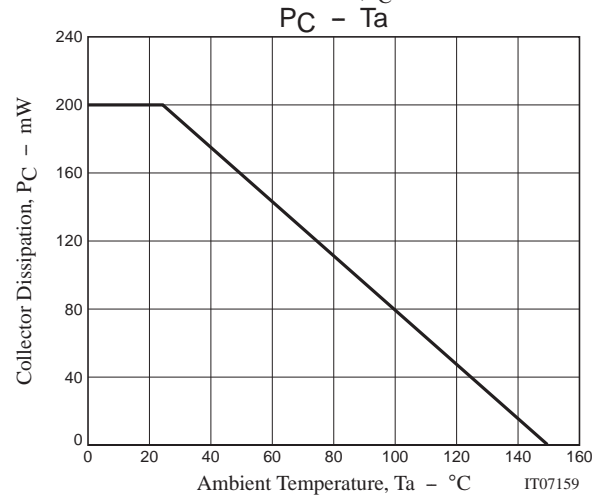
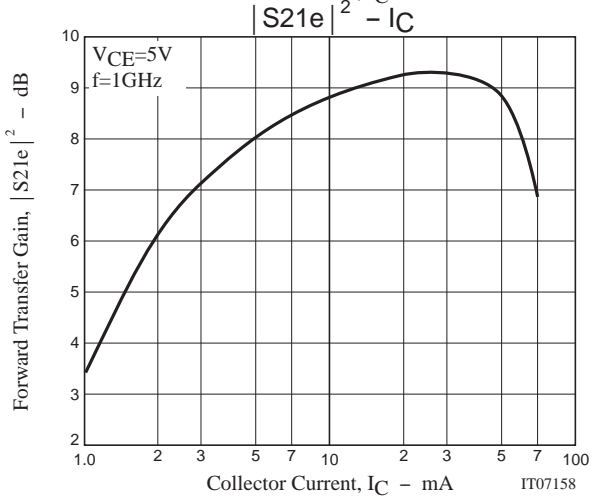
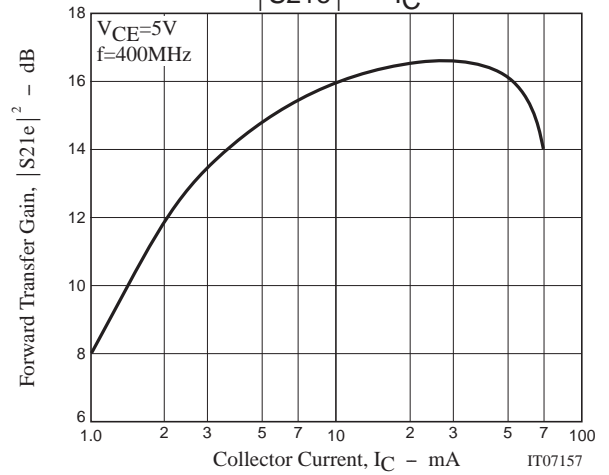
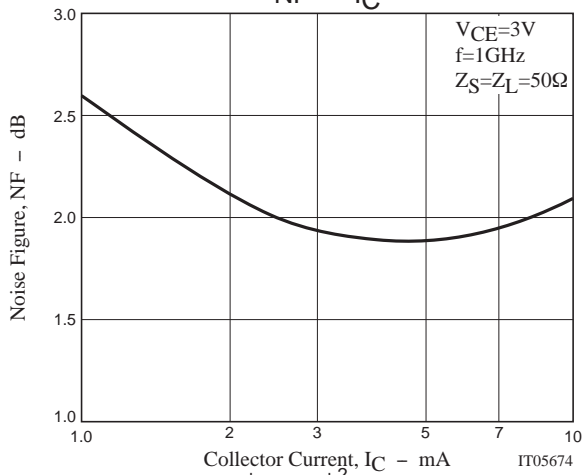
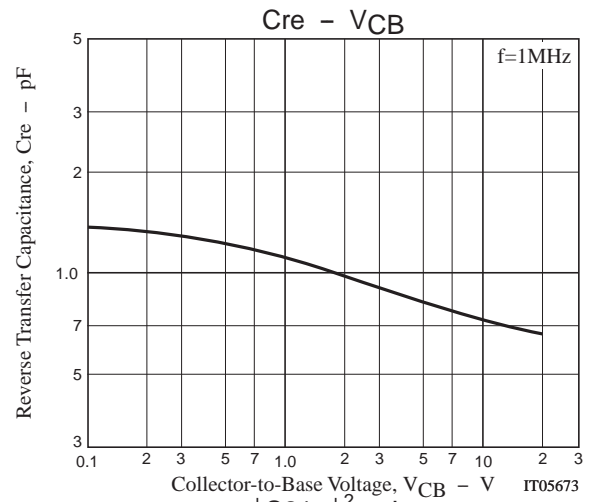
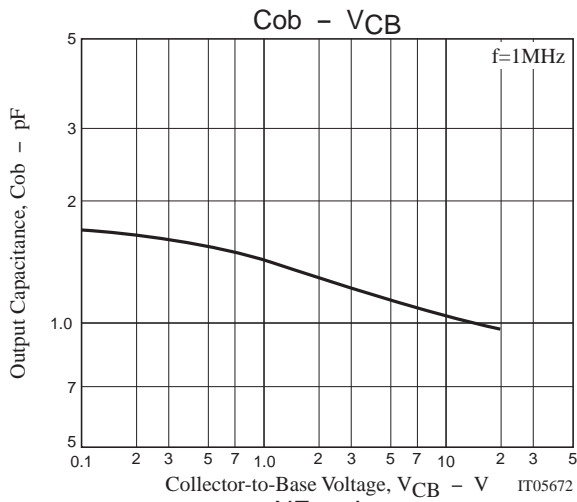
Electrical Characteristics at Ta=25°C

Parameter	Symbol	Conditions	Ratings			Unit
			min	typ	max	
Collector Cutoff Current	I_{CBO}	$V_{CB}=10V, I_E=0A$			0.1	μA
Emitter Cutoff Current	I_{EBO}	$V_{EB}=2V, I_C=0A$			1	μA
DC Current Gain	h_{FE}	$V_{CE}=5V, I_C=10mA$	100		180	
Gain-Bandwidth Product	f_T1	$V_{CE}=3V, I_C=5mA$	3.0	4.5		GHz
	f_T2	$V_{CE}=5V, I_C=20mA$		5.5		GHz
Output Capacitance	C_{ob}	$V_{CB}=10V, f=1MHz$		1.1	1.3	pF
Reverse Transfer Capacitance	C_{re}			0.7		pF
Forward Transfer Gain	$ S_{21e} ^2$	$V_{CE}=5V, I_C=20mA, f=1GHz$	6.5	9.5		dB
Noise Figure	NF	$V_{CE}=3V, I_C=5mA, f=1GHz, Z_S=Z_L=50\Omega$		1.9		dB

Ordering Information

Device	Package	Shipping	memo
55GN01CA-TB-E	CP	3,000pcs./reel	Pb Free





55GN01CA

S Parameters (Common emitter)

$V_{CE}=5V, I_C=1mA, Z_O=50\Omega$

Freq(MHz)	S11	$\angle S11$	S21	$\angle S21$	S12	$\angle S12$	S22	$\angle S22$
100	0.949	-22.44	3.333	161.77	0.051	76.83	0.974	-10.27
200	0.896	-42.53	3.106	145.66	0.096	64.91	0.926	-19.70
400	0.771	-76.67	2.521	119.93	0.149	47.18	0.801	-32.90
600	0.679	-102.20	2.043	101.07	0.167	38.13	0.714	-40.64
800	0.622	-122.03	1.712	86.82	0.169	34.45	0.661	-46.50
1000	0.585	-138.21	1.490	75.34	0.164	35.98	0.642	-51.94
1200	0.566	-152.02	1.321	65.79	0.158	41.97	0.633	-56.73
1400	0.555	-163.57	1.192	57.95	0.167	51.00	0.636	-62.43
1600	0.550	-173.92	1.101	51.64	0.189	57.12	0.653	-68.80
1800	0.545	-176.42	1.027	45.83	0.209	64.08	0.665	-74.79
2000	0.543	-167.94	0.963	41.62	0.262	70.03	0.683	-80.37

$V_{CE}=5V, I_C=3mA, Z_O=50\Omega$

Freq(MHz)	S11	$\angle S11$	S21	$\angle S21$	S12	$\angle S12$	S22	$\angle S22$
100	0.849	-36.58	8.604	151.45	0.047	69.52	0.908	-19.05
200	0.719	-65.72	7.078	130.50	0.077	58.46	0.768	-32.07
400	0.543	-104.50	4.701	105.14	0.109	49.29	0.576	-42.71
600	0.466	-128.63	3.425	90.40	0.126	50.26	0.500	-47.19
800	0.434	-145.01	2.697	79.88	0.141	53.53	0.463	-51.04
1000	0.417	-157.80	2.265	71.34	0.162	57.40	0.455	-55.89
1200	0.414	-167.96	1.951	63.80	0.183	60.44	0.454	-60.20
1400	0.415	-176.38	1.735	57.35	0.214	63.33	0.460	-65.55
1600	0.418	-175.97	1.591	51.56	0.245	61.95	0.473	-71.92
1800	0.421	-169.02	1.462	45.89	0.266	63.26	0.487	-77.11
2000	0.426	-163.03	1.370	41.27	0.313	65.05	0.508	-81.84

$V_{CE}=5V, I_C=5mA, Z_O=50\Omega$

Freq(MHz)	S11	$\angle S11$	S21	$\angle S21$	S12	$\angle S12$	S22	$\angle S22$
100	0.765	-46.98	12.335	143.95	0.044	67.33	0.845	-24.79
200	0.598	-80.18	9.191	121.62	0.066	56.98	0.662	-37.77
400	0.442	-118.84	5.505	99.01	0.093	54.34	0.476	-45.43
600	0.392	-140.14	3.887	86.64	0.118	58.30	0.418	-48.57
800	0.374	-154.61	3.029	77.50	0.143	61.09	0.392	-52.48
1000	0.367	-165.56	2.520	70.15	0.169	63.39	0.389	-57.19
1200	0.367	-174.16	2.162	63.07	0.197	64.83	0.391	-61.75
1400	0.373	-179.13	1.916	57.27	0.232	65.23	0.398	-67.63
1600	0.378	-172.36	1.749	51.58	0.263	62.63	0.412	-74.04
1800	0.384	-166.49	1.606	46.28	0.284	62.94	0.424	-79.34
2000	0.391	-161.65	1.501	41.77	0.331	63.69	0.445	-83.92

$V_{CE}=5V, I_C=10mA, Z_O=50\Omega$

Freq(MHz)	S11	$\angle S11$	S21	$\angle S21$	S12	$\angle S12$	S22	$\angle S22$
100	0.604	-65.10	17.802	131.98	0.037	62.29	0.725	-33.04
200	0.444	-100.60	11.395	111.07	0.056	60.51	0.514	-43.72
400	0.347	-135.89	6.264	92.91	0.085	63.77	0.367	-46.89
600	0.325	-153.23	4.335	82.90	0.117	66.77	0.332	-49.51
800	0.319	-164.36	3.342	75.17	0.148	67.58	0.321	-54.09
1000	0.321	-173.02	2.760	68.51	0.181	67.37	0.321	-59.12
1200	0.326	-179.73	2.364	62.39	0.211	67.45	0.327	-64.26
1400	0.336	-174.71	2.089	57.19	0.249	66.65	0.337	-70.42
1600	0.343	-169.12	1.904	51.75	0.280	62.79	0.350	-77.67
1800	0.349	-164.16	1.741	46.76	0.300	62.41	0.361	-82.73
2000	0.358	-160.18	1.629	42.30	0.347	62.24	0.382	-87.25

55GN01CA

S Parameters (Common emitter)

$V_{CE}=5V, I_C=15mA, Z_O=50\Omega$

Freq(MHz)	S11	$\angle S11$	S21	$\angle S21$	S12	$\angle S12$	S22	$\angle S22$
100	0.511	-75.82	20.333	125.66	0.034	62.58	0.649	-37.05
200	0.379	-111.32	12.202	106.68	0.051	63.43	0.445	-45.58
400	0.315	-144.06	6.538	90.52	0.084	68.22	0.326	-47.13
600	0.302	-158.98	4.489	81.46	0.118	69.82	0.299	-49.32
800	0.301	-168.64	3.455	74.33	0.153	69.70	0.290	-54.83
1000	0.307	-176.32	2.857	67.93	0.186	68.77	0.296	-60.27
1200	0.314	177.94	2.433	62.00	0.217	68.37	0.302	-65.94
1400	0.322	172.88	2.153	57.01	0.256	66.71	0.311	-71.94
1600	0.329	167.84	1.961	51.67	0.286	62.74	0.325	-79.69
1800	0.337	163.07	1.792	46.79	0.308	61.86	0.337	-84.37
2000	0.348	159.32	1.676	42.28	0.355	61.87	0.359	-88.78

$V_{CE}=5V, I_C=20mA, Z_O=50\Omega$

Freq(MHz)	S11	$\angle S11$	S21	$\angle S21$	S12	$\angle S12$	S22	$\angle S22$
100	0.461	-82.96	21.657	121.91	0.031	64.47	0.600	-39.22
200	0.346	-118.63	12.582	104.09	0.049	64.74	0.406	-46.06
400	0.299	-149.09	6.669	89.15	0.084	70.72	0.302	-46.24
600	0.293	-162.67	4.554	80.67	0.118	71.64	0.283	-49.39
800	0.295	-171.32	3.503	73.57	0.153	70.77	0.275	-54.70
1000	0.299	-178.25	2.900	67.59	0.187	69.56	0.282	-60.94
1200	0.307	176.25	2.468	61.65	0.221	68.70	0.290	-66.45
1400	0.316	172.08	2.178	56.76	0.260	66.77	0.300	-72.89
1600	0.325	166.77	1.988	51.53	0.290	62.70	0.316	-80.43
1800	0.333	162.69	1.813	46.81	0.310	62.12	0.325	-85.59
2000	0.343	158.91	1.692	42.30	0.357	61.46	0.347	-89.65

$V_{CE}=5V, I_C=30mA, Z_O=50\Omega$

Freq(MHz)	S11	$\angle S11$	S21	$\angle S21$	S12	$\angle S12$	S22	$\angle S22$
100	0.399	-93.89	22.859	117.43	0.029	65.09	0.537	-40.85
200	0.317	-127.93	12.830	101.25	0.045	68.93	0.364	-45.35
400	0.289	-154.90	6.712	87.64	0.082	71.95	0.281	-44.97
600	0.288	-166.40	4.587	79.56	0.119	72.93	0.266	-48.17
800	0.293	-174.03	3.524	72.71	0.155	72.01	0.262	-54.35
1000	0.298	179.55	2.904	66.80	0.190	70.26	0.269	-60.45
1200	0.306	174.88	2.478	61.04	0.223	69.29	0.279	-66.19
1400	0.318	170.70	2.188	56.20	0.261	66.98	0.289	-73.12
1600	0.327	165.85	1.992	50.94	0.292	63.01	0.305	-80.46
1800	0.336	161.66	1.815	46.08	0.313	62.10	0.318	-85.63
2000	0.347	158.15	1.699	41.95	0.358	61.22	0.337	-90.00

$V_{CE}=5V, I_C=50mA, Z_O=50\Omega$

Freq(MHz)	S11	$\angle S11$	S21	$\angle S21$	S12	$\angle S12$	S22	$\angle S22$
100	0.362	-108.51	22.521	112.91	0.026	65.35	0.481	-39.63
200	0.317	-140.52	12.288	98.38	0.044	72.35	0.338	-40.74
400	0.307	-162.72	6.363	85.74	0.080	73.69	0.278	-40.44
600	0.310	-172.48	4.352	77.92	0.119	74.51	0.271	-44.11
800	0.316	-178.74	3.340	71.23	0.153	72.84	0.270	-50.45
1000	0.324	175.82	2.762	65.12	0.189	71.55	0.280	-57.21
1200	0.333	171.21	2.353	59.35	0.220	70.16	0.289	-63.53
1400	0.345	167.33	2.077	54.36	0.260	68.28	0.300	-70.35
1600	0.354	162.55	1.888	49.16	0.289	63.88	0.317	-78.50
1800	0.363	158.67	1.725	44.33	0.313	63.21	0.330	-83.35
2000	0.376	155.01	1.615	39.70	0.361	62.47	0.352	-88.07

55GN01CA

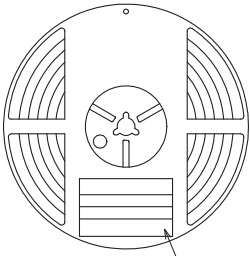
Embossed Taping Specification

55GN01CA-TB-E

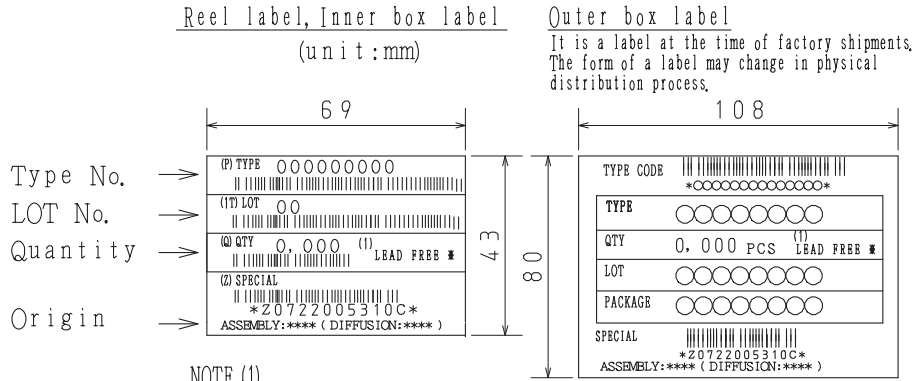
1. Packing Format

Package Name	Carrier Tape Type	Maximum Number of devices contained (pcs)			Packing format	
		Reel	Inner box	Outer box	Inner BOX (C-1)	Outer BOX (A-7)
CP	CP	3,000	15,000	90,000	5 reels contained Dimensions:mm (external) 183×72×185	6 inner boxes contained Dimensions:mm (external) 440×195×210

Packing method



Reel label



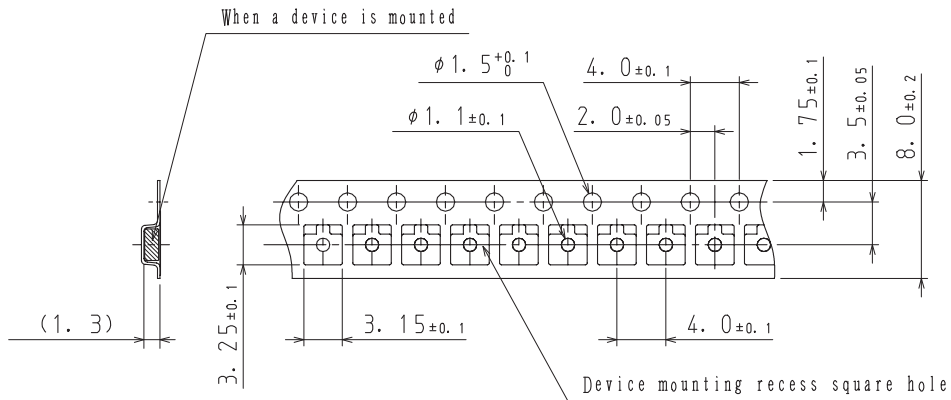
NOTE (1)

The LEAD FREE * description shows that the surface treatment of the terminal is lead free.

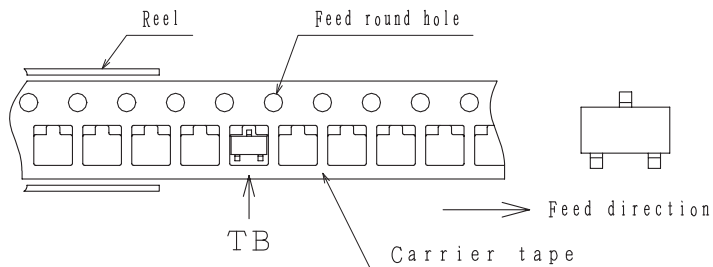
Label	JEITA Phase
LEAD FREE 3	JEITA Phase 3A
LEAD FREE 4	JEITA Phase 3

2. Taping configuration

2-1. Carrier tape size (unit:mm)



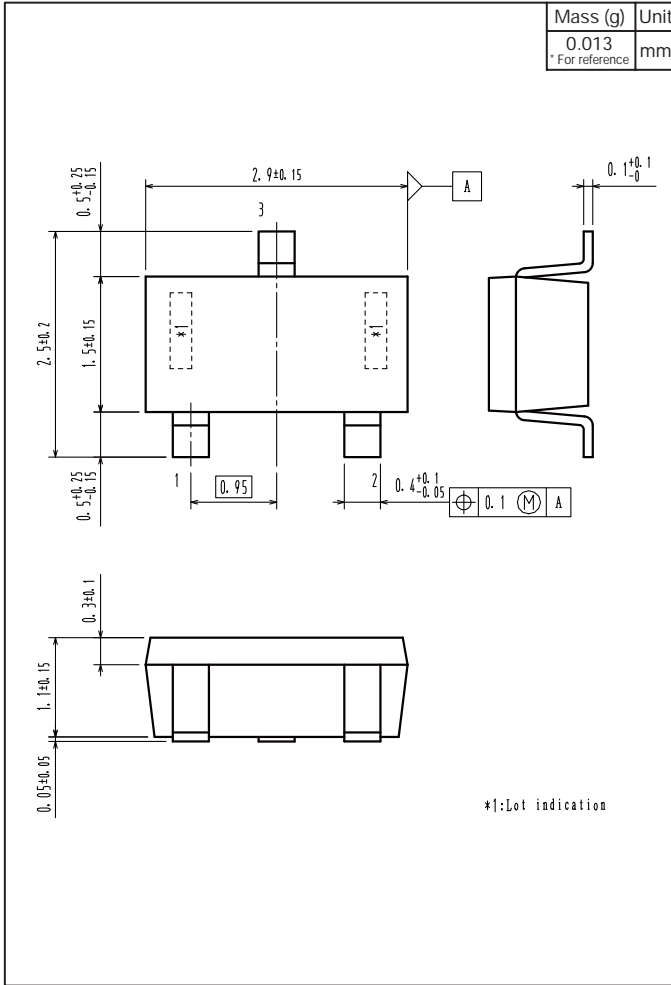
2-2. Device placement direction



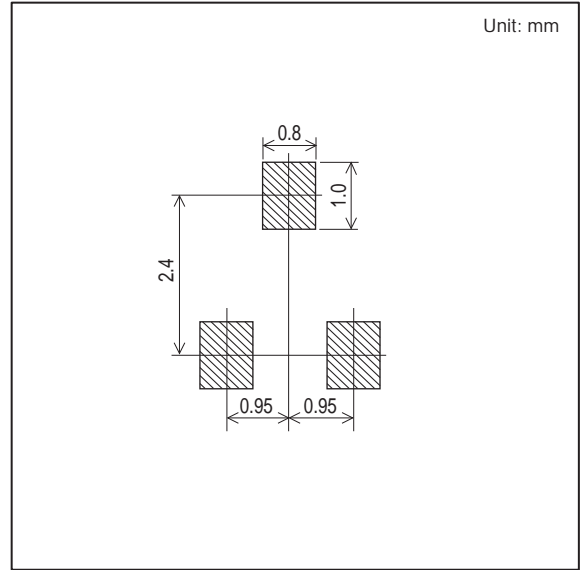
Those with one electrode terminal on the feed hole side.....TB

55GN01CA

Outline Drawing 55GN01CA-TB-E



Land Pattern Example



ON Semiconductor and the ON logo are registered trademarks of Semiconductor Components Industries, LLC (SCILLC). SCILLC owns the rights to a number of patents, trademarks, copyrights, trade secrets, and other intellectual property. A listing of SCILLC's product/patent coverage may be accessed at www.onsemi.com/site/pdf/Patent-Marking.pdf. SCILLC reserves the right to make changes without further notice to any products herein. SCILLC makes no warranty, representation or guarantee regarding the suitability of its products for any particular purpose, nor does SCILLC assume any liability arising out of the application or use of any product or circuit, and specifically disclaims any and all liability, including without limitation special, consequential or incidental damages. "Typical" parameters which may be provided in SCILLC data sheets and/or specifications can and do vary in different applications and actual performance may vary over time. All operating parameters, including "Typicals" must be validated for each customer application by customer's technical experts. SCILLC does not convey any license under its patent rights nor the rights of others. SCILLC products are not designed, intended, or authorized for use as components in systems intended for surgical implant into the body, or other applications intended to support or sustain life, or for any other application in which the failure of the SCILLC product could create a situation where personal injury or death may occur. Should Buyer purchase or use SCILLC products for any such unintended or unauthorized application, Buyer shall indemnify and hold SCILLC and its officers, employees, subsidiaries, affiliates, and distributors harmless against all claims, costs, damages, and expenses, and reasonable attorney fees arising out of, directly or indirectly, any claim of personal injury or death associated with such unintended or unauthorized use, even if such claim alleges that SCILLC was negligent regarding the design or manufacture of the part. SCILLC is an Equal Opportunity/Affirmative Action Employer. This literature is subject to all applicable copyright laws and is not for resale in any manner.

X-ON Electronics

Largest Supplier of Electrical and Electronic Components

Click to view similar products for [RF Bipolar Transistors](#) category:

Click to view products by [ON Semiconductor](#) manufacturer:

Other Similar products are found below :

[MAPRST0912-50](#) [MCH4016-TL-H](#) [MMBT5551-G](#) [MRF10120](#) [15GN01CA-TB-E](#) [PH1214-25M](#) [MAPRST0912-350](#) [MMBTH10-TP](#) [BFP640F H6327](#) [BFP 720F H6327](#) [BFP 740F H6327](#) [BFR 360F H6765](#) [MRF10031](#) [NSVF4009SG4T1G](#) [BFP 182R E7764](#) [BFP405H6740XTSA1](#) [MRF10350](#) [ASMA201](#) [BFR360FH6765XTSA1](#) [BFP410H6327XTSA1](#) [BFP620FH7764XTSA1](#) [BFP720ESDH6327XTSA1](#) [BFP720FH6327XTSA1](#) [BFR360L3E6765XTMA1](#) [BFP420H6433XTMA1](#) [BFP420H6740XTSA1](#) [MCH4015-TL-H](#) [BF888H6327XTSA1](#) [MMBT2222A-G](#) [BFP196WH6327XTSA1](#) [BFP405FH6327XTSA1](#) [BFP640ESDH6327XTSA1](#) [BFR193L3E6327XTMA1](#) [BFS483H6327XTSA1](#) [NSVF4020SG4T1G](#) [NSVF6003SB6T1G](#) [MRF10005](#) [BFP420FH6327XTSA1](#) [BFP740FESDH6327XTSA1](#) [BFR181E6327HTSA1](#) [BFR181WH6327XTSA1](#) [BFR182E6327HTSA1](#) [BFR193E6327HTSA1](#) [BFP181E7764HTSA1](#) [BFP183WH6327XTSA1](#) [BFP720H6327XTSA1](#) [BFR182WH6327XTSA1](#) [BFU590GX](#) [MAPR-000912-500S00](#) [BFR340FH6327XTSA1](#)