



Is Now Part of



**ON Semiconductor®**

To learn more about ON Semiconductor, please visit our website at  
[www.onsemi.com](http://www.onsemi.com)

Please note: As part of the Fairchild Semiconductor integration, some of the Fairchild orderable part numbers will need to change in order to meet ON Semiconductor's system requirements. Since the ON Semiconductor product management systems do not have the ability to manage part nomenclature that utilizes an underscore (\_), the underscore (\_) in the Fairchild part numbers will be changed to a dash (-). This document may contain device numbers with an underscore (\_). Please check the ON Semiconductor website to verify the updated device numbers. The most current and up-to-date ordering information can be found at [www.onsemi.com](http://www.onsemi.com). Please email any questions regarding the system integration to [Fairchild\\_questions@onsemi.com](mailto:Fairchild_questions@onsemi.com).

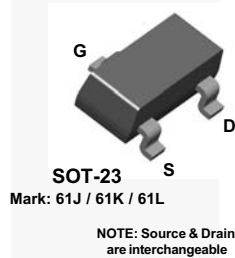
ON Semiconductor and the ON Semiconductor logo are trademarks of Semiconductor Components Industries, LLC dba ON Semiconductor or its subsidiaries in the United States and/or other countries. ON Semiconductor owns the rights to a number of patents, trademarks, copyrights, trade secrets, and other intellectual property. A listing of ON Semiconductor's product/patent coverage may be accessed at [www.onsemi.com/site/pdf/Patent-Marking.pdf](http://www.onsemi.com/site/pdf/Patent-Marking.pdf). ON Semiconductor reserves the right to make changes without further notice to any products herein. ON Semiconductor makes no warranty, representation or guarantee regarding the suitability of its products for any particular purpose, nor does ON Semiconductor assume any liability arising out of the application or use of any product or circuit, and specifically disclaims any and all liability, including without limitation special, consequential or incidental damages. Buyer is responsible for its products and applications using ON Semiconductor products, including compliance with all laws, regulations and safety requirements or standards, regardless of any support or applications information provided by ON Semiconductor. "Typical" parameters which may be provided in ON Semiconductor data sheets and/or specifications can and do vary in different applications and actual performance may vary over time. All operating parameters, including "Typicals" must be validated for each customer application by customer's technical experts. ON Semiconductor does not convey any license under its patent rights nor the rights of others. ON Semiconductor products are not designed, intended, or authorized for use as a critical component in life support systems or any FDA Class 3 medical devices or medical devices with a same or similar classification in a foreign jurisdiction or any devices intended for implantation in the human body. Should Buyer purchase or use ON Semiconductor products for any such unintended or unauthorized application, Buyer shall indemnify and hold ON Semiconductor and its officers, employees, subsidiaries, affiliates, and distributors harmless against all claims, costs, damages, and expenses, and reasonable attorney fees arising out of, directly or indirectly, any claim of personal injury or death associated with such unintended or unauthorized use, even if such claim alleges that ON Semiconductor was negligent regarding the design or manufacture of the part. ON Semiconductor is an Equal Opportunity/Affirmative Action Employer. This literature is subject to all applicable copyright laws and is not for resale in any manner.



# MMBF4091/MMBF4092/MMBF4093 N-Channel Switch

## Features

- This device is designed for low level analog switching applications, sample and hold circuits and chopper stabilized amplifiers.
- Sourced from Process 51.



## Ordering Information

Part Number	Top Mark	Package	Packing Method
MMBF4091	61J	SOT 23	Tape and Reel
MMBF4092	61K	SOT 23	Tape and Reel
MMBF4093	61L	SOT 23	Tape and Reel

## Absolute Maximum Ratings<sup>(1), (2)</sup>

Stresses exceeding the absolute maximum ratings may damage the device. The device may not function or be operable above the recommended operating conditions and stressing the parts to these levels is not recommended. In addition, extended exposure to stresses above the recommended operating conditions may affect device reliability. The absolute maximum ratings are stress ratings only. Values are at  $T_A = 25^\circ\text{C}$  unless otherwise noted.

Symbol	Parameter	Value	Unit
$V_{DG}$	Drain-Gate Voltage	40	V
$V_{GS}$	Gate-Source Voltage	-40	V
$I_{GF}$	Forward Gate Current	50	mA
$T_J, T_{STG}$	Operating and Storage Junction Temperature Range	-55 to 150	$^\circ\text{C}$

### Notes:

1. These ratings are based on a maximum junction temperature of  $150^\circ\text{C}$ .
2. These are steady-state limits. Fairchild Semiconductor should be consulted on applications involving pulsed or low-duty-cycle operations.

## Thermal Characteristics

Values are at  $T_A = 25^\circ\text{C}$  unless otherwise noted.

Symbol	Parameter	Max.	Unit
$P_D$	Total Device Dissipation	350	mW
	Derate Above $25^\circ\text{C}$	2.8	mW/ $^\circ\text{C}$
$R_{\theta JA}$	Thermal Resistance, Junction-to-Ambient <sup>(3)</sup>	357	$^\circ\text{C}/\text{W}$

### Notes:

3. Device mounted on FR-4 PCB, 1.6" x 1.6" x 0.06".

## Electrical Characteristics

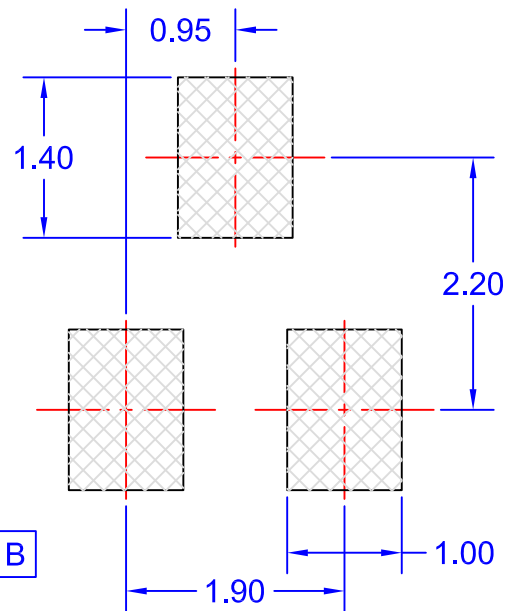
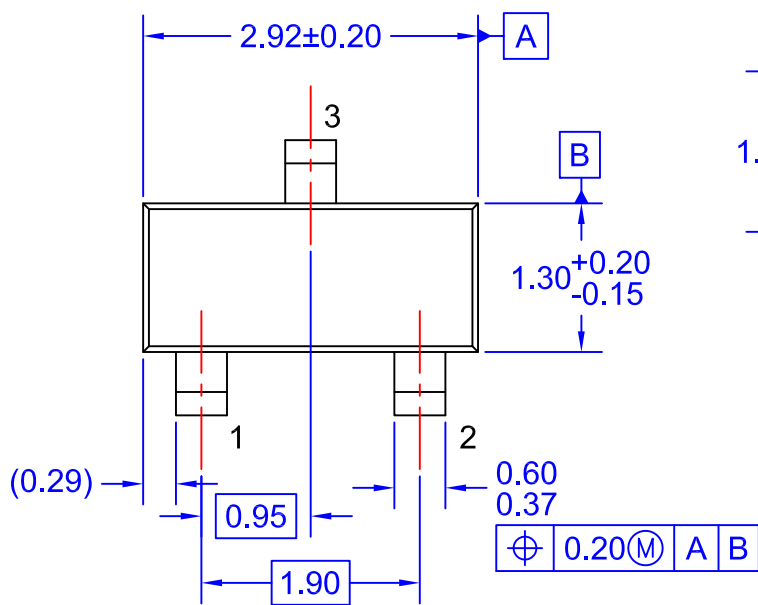
Values are at  $T_A = 25^\circ\text{C}$  unless otherwise noted.

Symbol	Parameter	Conditions	Min.	Max.	Unit	
<b>Off Characteristics</b>						
$V_{(BR)GSS}$	Gate-Source Breakdown Voltage	$I_G = 1 \mu\text{A}$ , $V_{DS} = 0$	-40		V	
$V_{GS(off)}$	Gate-Source Cut-Off Voltage	$V_{DS} = 20 \text{ V}$ , $I_D = 1 \text{ nA}$	MMBF4091 MMBF4092 MMBF4093	-5.0 -2.0 -1.0	-10.0 -7.0 -5.0	V
$I_{DGO}$	Drain-Gate Leakage Current	$V_{DS} = 20 \text{ V}$ , $I_s = 0$ $V_{DS} = 20 \text{ V}$ , $I_s = 0$ , $T_A = 150^\circ\text{C}$			-200 -400	pA nA
$I_D(off)$	Drain Cutoff Leakage Current	$V_{DS} = 20 \text{ V}$ , $V_{GS} = -12 \text{ V}$ $V_{DS} = 20 \text{ V}$ , $V_{GS} = -8 \text{ V}$ $V_{DS} = 20 \text{ V}$ , $V_{GS} = -6 \text{ V}$ $V_{DS} = 20 \text{ V}$ , $V_{GS} = -12 \text{ V}$ , $T_A = 150^\circ\text{C}$ $V_{DS} = 20 \text{ V}$ , $V_{GS} = -8 \text{ V}$ , $T_A = 150^\circ\text{C}$ $V_{DS} = 20 \text{ V}$ , $V_{GS} = -6 \text{ V}$ , $T_A = 150^\circ\text{C}$	MMBF4091 MMBF4092 MMBF4093 MMBF4091 MMBF4092 MMBF4093		200 200 200 400 400 400	pA pA pA nA nA nA
<b>On Characteristics</b>						
$I_{DSS}$	Zero-Gate Voltage Drain Current <sup>(4)</sup>	$V_{DS} = 20 \text{ V}$ , $I_{GS} = 0$	MMBF4091 MMBF4092 MMBF4093	30 15 8		mA
$V_{DS(on)}$	Drain-Source On Voltage	$I_D = 6.6 \text{ mA}$ , $V_{GS} = 0$ $I_D = 4.0 \text{ mA}$ , $V_{GS} = 0$ $I_D = 2.5 \text{ mA}$ , $V_{GS} = 0$	MMBF4091 MMBF4092 MMBF4093		0.2 0.2 0.2	V
$r_{DS(on)}$	Drain-Source On Resistance	$I_D = 1 \text{ mA}$ , $V_{GS} = 0$	MMBF4091 MMBF4092 MMBF4093		30 50 80	$\Omega$
<b>Small Signal Characteristics</b>						
$r_{DS(on)}$	Drain-Source On Resistance	$V_{DS} = V_{GS} = 0$ , $f = 1 \text{ kHz}$	MMBF4091 MMBF4092 MMBF4093		30 50 80	$\Omega$
$C_{iss}$	Input Capacitance	$V_{DS} = 20 \text{ V}$ , $V_{GS} = 0 \text{ V}$ , $f = 1.0 \text{ MHz}$			16	pF
$C_{rss}$	Reverse Transfer Capacitance	$V_{DS} = -20 \text{ V}$ , $f = 1.0 \text{ MHz}$			5	pF

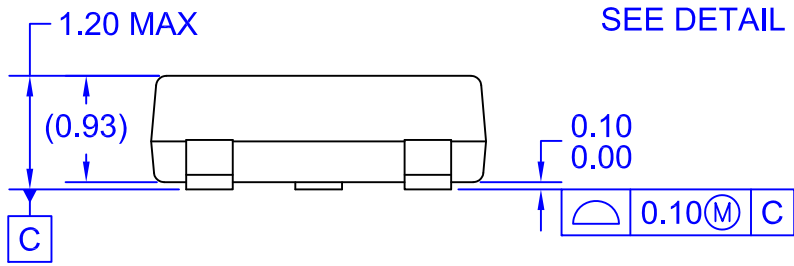
Symbol	Parameter	Conditions	Min.	Max.	Unit	
<b>Switching Characteristics</b>						
$t_{On}$	Turn-On Time	$I_{D(on)} = 12 \text{ mA}$	MMBF4091		25	ns
		$I_{D(on)} = 6.0 \text{ mA}$	MMBF4092		35	ns
		$I_{D(on)} = 3.0 \text{ mA}$	MMBF4093		60	ns
$t_{Off}$	Turn-Off Time	$V_{GS(off)} = 12 \text{ V}$	MMBF4091		40	ns
		$V_{GS(off)} = 6.0 \text{ V}$	MMBF4092		60	ns
		$V_{GS(off)} = 3.0 \text{ V}$	MMBF4093		80	ns

**Note:**

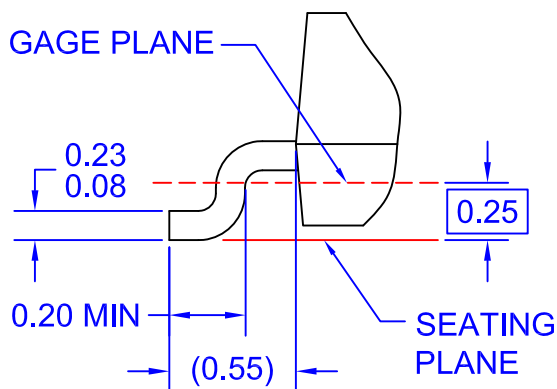
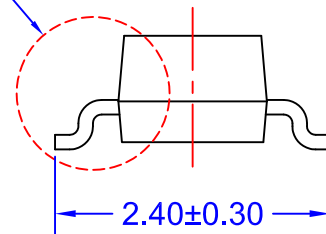
4. Pulse test: pulse width  $\leq 300 \mu\text{s}$ , duty cycle  $\leq 1\%$ .



LAND PATTERN  
RECOMMENDATION



SEE DETAIL A



**DETAIL A**  
SCALE: 2X

NOTES: UNLESS OTHERWISE SPECIFIED

- A) REFERENCE JEDEC REGISTRATION TO-236, VARIATION AB, ISSUE H.
- B) ALL DIMENSIONS ARE IN MILLIMETERS.
- C) DIMENSIONS ARE INCLUSIVE OF BURRS, MOLD FLASH AND TIE BAR EXTRUSIONS.
- D) DIMENSIONING AND TOLERANCING PER ASME Y14.5M - 2009.
- E) DRAWING FILE NAME: MA03DREV12



ON Semiconductor and  are trademarks of Semiconductor Components Industries, LLC dba ON Semiconductor or its subsidiaries in the United States and/or other countries. ON Semiconductor owns the rights to a number of patents, trademarks, copyrights, trade secrets, and other intellectual property. A listing of ON Semiconductor's product/patent coverage may be accessed at [www.onsemi.com/site/pdf/Patent-Marking.pdf](http://www.onsemi.com/site/pdf/Patent-Marking.pdf). ON Semiconductor reserves the right to make changes without further notice to any products herein. ON Semiconductor makes no warranty, representation or guarantee regarding the suitability of its products for any particular purpose, nor does ON Semiconductor assume any liability arising out of the application or use of any product or circuit, and specifically disclaims any and all liability, including without limitation special, consequential or incidental damages. Buyer is responsible for its products and applications using ON Semiconductor products, including compliance with all laws, regulations and safety requirements or standards, regardless of any support or applications information provided by ON Semiconductor. "Typical" parameters which may be provided in ON Semiconductor data sheets and/or specifications can and do vary in different applications and actual performance may vary over time. All operating parameters, including "Typicals" must be validated for each customer application by customer's technical experts. ON Semiconductor does not convey any license under its patent rights nor the rights of others. ON Semiconductor products are not designed, intended, or authorized for use as a critical component in life support systems or any FDA Class 3 medical devices or medical devices with a same or similar classification in a foreign jurisdiction or any devices intended for implantation in the human body. Should Buyer purchase or use ON Semiconductor products for any such unintended or unauthorized application, Buyer shall indemnify and hold ON Semiconductor and its officers, employees, subsidiaries, affiliates, and distributors harmless against all claims, costs, damages, and expenses, and reasonable attorney fees arising out of, directly or indirectly, any claim of personal injury or death associated with such unintended or unauthorized use, even if such claim alleges that ON Semiconductor was negligent regarding the design or manufacture of the part. ON Semiconductor is an Equal Opportunity/Affirmative Action Employer. This literature is subject to all applicable copyright laws and is not for resale in any manner.

## PUBLICATION ORDERING INFORMATION

### LITERATURE FULFILLMENT:

Literature Distribution Center for ON Semiconductor  
19521 E. 32nd Pkwy, Aurora, Colorado 80011 USA  
**Phone:** 303-675-2175 or 800-344-3860 Toll Free USA/Canada  
**Fax:** 303-675-2176 or 800-344-3867 Toll Free USA/Canada  
**Email:** [orderlit@onsemi.com](mailto:orderlit@onsemi.com)

**N. American Technical Support:** 800-282-9855 Toll Free  
USA/Canada  
**Europe, Middle East and Africa Technical Support:**  
Phone: 421 33 790 2910  
**Japan Customer Focus Center**  
Phone: 81-3-5817-1050

**ON Semiconductor Website:** [www.onsemi.com](http://www.onsemi.com)  
**Order Literature:** <http://www.onsemi.com/orderlit>  
For additional information, please contact your local  
Sales Representative

## X-ON Electronics

Largest Supplier of Electrical and Electronic Components

*Click to view similar products for JFET category:*

*Click to view products by [ON Semiconductor](#) manufacturer:*

Other Similar products are found below :

[MCH3914-8-TL-H](#) [F5606](#) [2SK2394-6-TB-E](#) [CPH5901G-TL-E](#) [MCH3914-7-TL-H](#) [MCH5908H-TL-E](#) [CPH5902G-TL-E](#) [CPH5905G-TL-E](#)  
[CPH5905H-TL-E](#) [2SK2394-7-TB-E](#) [NSVJ2394SA3T1G](#) [2N3819](#) [PN4393](#) [MMBF5103](#) [MMBFJ202](#) [2N4393](#) [U311](#) [2N5397](#) [2SK208-](#)  
[GR\(TE85L,F\)](#) [J176\\_D74Z](#) [2N2608](#) [2N2609](#) [2N3821](#) [2N3823](#) [2N3954](#) [2N3970](#) [2N3971](#) [2N3972](#) [2N4091](#) [2N4092](#) [2N4093](#) [2N4118](#)  
[2N4118A](#) [2N4220](#) [2N4221A](#) [2N4338](#) [2N4339](#) [2N4341](#) [2N4416](#) [2N4416A](#) [2N4856](#) [2N4858](#) [2N4861](#) [2N4861A](#) [2N5020](#) [2N5115](#) [2N6550](#)  
[IF1331](#) [IF140](#) [IFN146](#)