



Is Now Part of



ON Semiconductor®

To learn more about ON Semiconductor, please visit our website at
www.onsemi.com

Please note: As part of the Fairchild Semiconductor integration, some of the Fairchild orderable part numbers will need to change in order to meet ON Semiconductor's system requirements. Since the ON Semiconductor product management systems do not have the ability to manage part nomenclature that utilizes an underscore (_), the underscore (_) in the Fairchild part numbers will be changed to a dash (-). This document may contain device numbers with an underscore (_). Please check the ON Semiconductor website to verify the updated device numbers. The most current and up-to-date ordering information can be found at www.onsemi.com. Please email any questions regarding the system integration to Fairchild_questions@onsemi.com.

ON Semiconductor and the ON Semiconductor logo are trademarks of Semiconductor Components Industries, LLC dba ON Semiconductor or its subsidiaries in the United States and/or other countries. ON Semiconductor owns the rights to a number of patents, trademarks, copyrights, trade secrets, and other intellectual property. A listing of ON Semiconductor's product/patent coverage may be accessed at www.onsemi.com/site/pdf/Patent-Marking.pdf. ON Semiconductor reserves the right to make changes without further notice to any products herein. ON Semiconductor makes no warranty, representation or guarantee regarding the suitability of its products for any particular purpose, nor does ON Semiconductor assume any liability arising out of the application or use of any product or circuit, and specifically disclaims any and all liability, including without limitation special, consequential or incidental damages. Buyer is responsible for its products and applications using ON Semiconductor products, including compliance with all laws, regulations and safety requirements or standards, regardless of any support or applications information provided by ON Semiconductor. "Typical" parameters which may be provided in ON Semiconductor data sheets and/or specifications can and do vary in different applications and actual performance may vary over time. All operating parameters, including "Typicals" must be validated for each customer application by customer's technical experts. ON Semiconductor does not convey any license under its patent rights nor the rights of others. ON Semiconductor products are not designed, intended, or authorized for use as a critical component in life support systems or any FDA Class 3 medical devices or medical devices with a same or similar classification in a foreign jurisdiction or any devices intended for implantation in the human body. Should Buyer purchase or use ON Semiconductor products for any such unintended or unauthorized application, Buyer shall indemnify and hold ON Semiconductor and its officers, employees, subsidiaries, affiliates, and distributors harmless against all claims, costs, damages, and expenses, and reasonable attorney fees arising out of, directly or indirectly, any claim of personal injury or death associated with such unintended or unauthorized use, even if such claim alleges that ON Semiconductor was negligent regarding the design or manufacture of the part. ON Semiconductor is an Equal Opportunity/Affirmative Action Employer. This literature is subject to all applicable copyright laws and is not for resale in any manner.

P6KE6V8(C)A - P6KE440(C)A


600 W Transient Voltage Suppressors

Features

- Glass-Passivated Junction
- 600 W Peak Pulse Power Capability at 1.0 ms
- Excellent Clamping Capability
- Low Incremental Surge Resistance
- Fast Response Time; Typically
< 1.0 ps from 0 V to BV for
Uni-directional and 5.0 ns for Bi-directional
- Typical $I_R < 1.0$ mA Above 10 V

Applications

- Devices for Bipolar Applications
- Bi-directional Types Use CA Suffix
- Electrical Characteristics Apply in Both Directions



DO-15

COLOR BAND DENOTES CATHODE
ON UNIDIRECTIONAL DEVICES ONLY. NO

Absolute Maximum Ratings

Stresses exceeding the absolute maximum ratings may damage the device. The device may not function or be operable above the recommended operating conditions and stressing the parts to these levels is not recommended. In addition, extended exposure to stresses above the recommended operating conditions may affect device reliability. The absolute maximum ratings are stress ratings only. Values are at $T_A = 25^\circ\text{C}$ unless otherwise noted.

| Symbol | Parameter | Value | Units |
|-----------|---|-------------|------------------|
| P_{PPM} | Peak Pulse Power Dissipation at $t_P = 1$ ms | 600 | W |
| I_{PPM} | Peak Pulse Current | see table | A |
| P_D | Power Dissipation 0.375-inch Lead Length at $T_A = 75^\circ\text{C}$ | 5.0 | W |
| I_{FSM} | Non-Repetitive Peak Forward Surge Current Superimposed on Rated Load (JEDEC Method) ⁽¹⁾ | 100 | A |
| T_{stg} | Storage Temperature Range | -65 to +175 | $^\circ\text{C}$ |
| T_J | Operating Junction Temperature | 175 | $^\circ\text{C}$ |

Note:

1. Measured on 8.3 ms single half-sine wave; duty cycle = 4 pulses per minute maximum.

Electrical Characteristics

Values are at $T_A = 25^\circ\text{C}$ unless otherwise noted.

| Uni-directional Bi-directional (C) Device | Reverse Stand-off Voltage V_{RWM} (V) | Breakdown Voltage V_{BR} (V) | | Test Current I_T (mA) | Clamping Voltage @ I_{PPM} V_C (V) | Peak Pulse Current I_{PPM} (A) | Reverse Leakage V_{RWM} I_R (μA) ⁽²⁾ | Temperature Coefficient V_{BR} (%/ $^\circ\text{C}$) |
|---|---|--------------------------------------|------|-------------------------------|--|--|---|---|
| | | Min. | Max. | | | | | |
| P6KE6V8(C)A | 5.80 | 6.45 | 7.14 | 10 | 10.5 | 57.1 | 1000 | 0.057 |
| P6KE7V5(C)A | 6.40 | 7.13 | 7.88 | 10 | 11.3 | 53.1 | 500 | 0.061 |
| P6KE8V2(C)A | 7.02 | 7.79 | 8.61 | 10 | 12.1 | 50.0 | 200 | 0.065 |
| P6KE9V1(C)A | 7.78 | 8.65 | 9.55 | 1 | 13.4 | 45.0 | 50 | 0.068 |
| P6KE10(C)A | 8.55 | 9.50 | 10.5 | 1 | 14.5 | 41.0 | 10 | 0.073 |
| P6KE11(C)A | 9.40 | 10.5 | 11.6 | 1 | 15.6 | 38.0 | 5 | 0.075 |
| P6KE12(C)A | 10.2 | 11.4 | 12.6 | 1 | 16.7 | 36.0 | 5 | 0.078 |
| P6KE13(C)A | 11.1 | 12.4 | 13.7 | 1 | 18.2 | 33.0 | 5 | 0.081 |
| P6KE15(C)A | 12.8 | 14.3 | 15.8 | 1 | 21.2 | 28.0 | 5 | 0.084 |
| P6KE16(C)A | 13.6 | 15.2 | 16.8 | 1 | 22.5 | 27.0 | 5 | 0.086 |
| P6KE18(C)A | 15.3 | 17.1 | 18.9 | 1 | 25.2 | 24.0 | 5 | 0.088 |
| P6KE20(C)A | 17.1 | 19.0 | 21.0 | 1 | 27.7 | 22.0 | 5 | 0.090 |
| P6KE22(C)A | 18.8 | 20.9 | 23.1 | 1 | 30.6 | 20.0 | 5 | 0.092 |
| P6KE24(C)A | 20.5 | 22.8 | 25.2 | 1 | 33.2 | 18.1 | 5 | 0.094 |
| P6KE27(C)A | 23.1 | 25.7 | 28.4 | 1 | 37.5 | 16.0 | 5 | 0.096 |
| P6KE30(C)A | 25.6 | 28.5 | 31.5 | 1 | 41.4 | 14.5 | 5 | 0.097 |
| P6KE33(C)A | 28.2 | 31.4 | 34.7 | 1 | 45.7 | 13.2 | 5 | 0.098 |
| P6KE36(C)A | 30.8 | 34.2 | 37.8 | 1 | 49.9 | 12.0 | 5 | 0.099 |
| P6KE39(C)A | 33.3 | 37.1 | 41.0 | 1 | 53.9 | 11.2 | 5 | 0.100 |
| P6KE43(C)A | 36.8 | 40.9 | 45.2 | 1 | 59.3 | 10.1 | 5 | 0.101 |
| P6KE47(C)A | 40.2 | 44.7 | 49.4 | 1 | 64.8 | 9.3 | 5 | 0.101 |
| P6KE51(C)A | 43.6 | 48.5 | 53.6 | 1 | 70.1 | 8.6 | 5 | 0.102 |
| P6KE56(C)A | 47.8 | 53.2 | 58.8 | 1 | 77.0 | 7.8 | 5 | 0.103 |
| P6KE62(C)A | 53.0 | 58.9 | 65.1 | 1 | 85.0 | 7.1 | 5 | 0.104 |
| P6KE68(C)A | 58.1 | 64.6 | 71.4 | 1 | 92.0 | 6.5 | 5 | 0.104 |
| P6KE75(C)A | 64.1 | 71.3 | 78.8 | 1 | 103.0 | 5.8 | 5 | 0.105 |
| P6KE82(C)A | 70.1 | 77.9 | 86.1 | 1 | 113.0 | 5.3 | 5 | 0.105 |
| P6KE91(C)A | 77.8 | 86.5 | 95.5 | 1 | 125.0 | 4.8 | 5 | 0.106 |

Electrical Characteristics (continued)Values are at $T_A = 25^\circ\text{C}$ unless otherwise noted.

| Uni-directional Bi-directional (C) Device | Reverse Stand-off Voltage V_{RWM} (V) | Breakdown Voltage V_{BR} (V) | | Test Current I_T (mA) | Clamping Voltage @ I_{PPM} V_C (V) | Peak Pulse Current I_{PPM} (A) | Reverse Leakage V_{RWM} I_R (μA) ⁽²⁾ | Temperature Coefficient V_{BR} (%/ $^\circ\text{C}$) |
|---|---|--------------------------------------|-------|-------------------------------|--|--|---|---|
| | | Min. | Max. | | | | | |
| P6KE100(C)A | 85.5 | 95.0 | 105.0 | 1 | 137.0 | 4.4 | 5 | 0.106 |
| P6KE110(C)A | 94.0 | 105.0 | 116.0 | 1 | 152.0 | 4.0 | 5 | 0.107 |
| P6KE120(C)A | 102.0 | 114.0 | 126.0 | 1 | 165.0 | 3.6 | 5 | 0.107 |
| P6KE130(C)A | 111.0 | 124.0 | 137.0 | 1 | 179.0 | 3.4 | 5 | 0.107 |
| P6KE150(C)A | 128.0 | 143.0 | 158.0 | 1 | 207.0 | 2.9 | 5 | 0.108 |
| P6KE160(C)A | 136.0 | 152.0 | 168.0 | 1 | 219.0 | 2.7 | 5 | 0.108 |
| P6KE170(C)A | 145.0 | 162.0 | 179.0 | 1 | 234.0 | 2.6 | 5 | 0.108 |
| P6KE180(C)A | 154.0 | 171.0 | 189.0 | 1 | 246.0 | 2.4 | 5 | 0.108 |
| P6KE200(C)A | 171.0 | 190.0 | 210.0 | 1 | 274.0 | 2.2 | 5 | 0.108 |
| P6KE220(C)A | 185.0 | 209.0 | 231.0 | 1 | 328.0 | 1.9 | 5 | 0.108 |
| P6KE250(C)A | 214.0 | 237.0 | 263.0 | 1 | 344.0 | 1.8 | 5 | 0.110 |
| P6KE300(C)A | 256.0 | 285.0 | 315.0 | 1 | 414.0 | 1.5 | 5 | 0.110 |
| P6KE350(C)A | 300.0 | 332.0 | 368.0 | 1 | 482.0 | 1.3 | 5 | 0.110 |
| P6KE400(C)A | 342.0 | 380.0 | 420.0 | 1 | 548.0 | 1.1 | 5 | 0.110 |
| P6KE440(C)A | 376.0 | 418.0 | 462.0 | 1 | 602.0 | 1.0 | 5 | 0.110 |

Note:2. For bi-directional parts with $V_{RWM} < 10$ V, the I_R maximum limit is doubled.

Typical Performance Characteristics



Figure 1. Peak Pulse Power Rating Curve



Figure 2. Pulse Derating Curve



Figure 3. Pulse Waveform



Figure 4. Total Capacitance - Uni-directional



Figure 5. Steady-State Power Derating Curve



Figure 6. Non-Repetitive Surge Current

Physical Dimensions

DO-15



Figure 7. AXIAL LEADED, JEDEC DO204, VARIATION AC (ACTIVE)

Package drawings are provided as a service to customers considering Fairchild components. Drawings may change in any manner without notice. Please note the revision and/or date on the drawing and contact a Fairchild Semiconductor representative to verify or obtain the most recent revision. Package specifications do not expand the terms of Fairchild's worldwide terms and conditions, specifically the warranty therein, which covers Fairchild products.






Always visit Fairchild Semiconductor's online packaging area for the most recent package drawings:
<http://www.fairchildsemi.com/packaging/>

For current tape and reel specifications, visit Fairchild Semiconductor's online packaging area:
<http://www.fairchildsemi.com/dwg/DO/DO15A.pdf>



TRADEMARKS

The following includes registered and unregistered trademarks and service marks, owned by Fairchild Semiconductor and/or its global subsidiaries, and is not intended to be an exhaustive list of all such trademarks.

- | | | | |
|---|--|---|---|
| 2Cool™ | FPS™ |  | Sync-Lock™ |
| AccuPower™ | F-PFS™ | PowerTrench® |  |
| AX-CAP®* | FRFET® | PowerXS™ | TinyBoost™ |
| BitSiC™ | Global Power Resource SM | Programmable Active Droop™ | TinyBuck™ |
| Build it Now™ | GreenBridge™ | QFET® | TinyCalc™ |
| CorePLUS™ | Green FPS™ | QS™ | TinyLogic® |
| CorePOWER™ | Green FPS™ e-Series™ | Quiet Series™ | TINYOPTO™ |
| CROSSVOLT™ | Gmax™ | RapidConfigure™ | TinyPower™ |
| CTL™ | GTO™ |  | TinyPWM™ |
| Current Transfer Logic™ | IntelliMAX™ | Saving our world, 1mW/W/kW at a time™ | TinyWire™ |
| DEUXPEED® | ISOPLANAR™ | SignalWise™ | TranSiC™ |
| Dual Cool™ | Making Small Speakers Sound Louder and Better™ | SmartMax™ | TriFault Detect™ |
| EcoSPARK® | MegaBuck™ | SMART START™ | TRUECURRENT®* |
| EfficientMax™ | MICROCOUPLER™ | Solutions for Your Success™ | μSerDes™ |
| ESBC™ | MicroFET™ | SPM® |  |
|  | MicroPak™ | STEALTH™ | UHC® |
| Fairchild® | MicroPak2™ | SuperFET® | Ultra FRFET™ |
| Fairchild Semiconductor® | MillerDrive™ | SuperSOT™-3 | UniFET™ |
| FACT Quiet Series™ | MotionMax™ | SuperSOT™-6 | VCX™ |
| FACT® | mWSaver™ | SuperSOT™-8 | VisualMax™ |
| FAST® | OptoHiT™ | SupreMOS® | VoltagePlus™ |
| FastvCore™ | OPTOLOGIC® | SyncFET™ | XS™ |
| FETBench™ | OPTOPLANAR® | | |

* Trademarks of System General Corporation, used under license by Fairchild Semiconductor.

DISCLAIMER

FAIRCHILD SEMICONDUCTOR RESERVES THE RIGHT TO MAKE CHANGES WITHOUT FURTHER NOTICE TO ANY PRODUCTS HEREIN TO IMPROVE RELIABILITY, FUNCTION, OR DESIGN. FAIRCHILD DOES NOT ASSUME ANY LIABILITY ARISING OUT OF THE APPLICATION OR USE OF ANY PRODUCT OR CIRCUIT DESCRIBED HEREIN; NEITHER DOES IT CONVEY ANY LICENSE UNDER ITS PATENT RIGHTS, NOR THE RIGHTS OF OTHERS. THESE SPECIFICATIONS DO NOT EXPAND THE TERMS OF FAIRCHILD'S WORLDWIDE TERMS AND CONDITIONS, SPECIFICALLY THE WARRANTY THEREIN, WHICH COVERS THESE PRODUCTS.

LIFE SUPPORT POLICY

FAIRCHILD'S PRODUCTS ARE NOT AUTHORIZED FOR USE AS CRITICAL COMPONENTS IN LIFE SUPPORT DEVICES OR SYSTEMS WITHOUT THE EXPRESS WRITTEN APPROVAL OF FAIRCHILD SEMICONDUCTOR CORPORATION.

As used herein:

1. Life support devices or systems are devices or systems which, (a) are intended for surgical implant into the body or (b) support or sustain life, and (c) whose failure to perform when properly used in accordance with instructions for use provided in the labeling, can be reasonably expected to result in a significant injury of the user.
2. A critical component in any component of a life support, device, or system whose failure to perform can be reasonably expected to cause the failure of the life support device or system, or to affect its safety or effectiveness.

ANTI-COUNTERFEITING POLICY

Fairchild Semiconductor Corporation's Anti-Counterfeiting Policy. Fairchild's Anti-Counterfeiting Policy is also stated on our external website, www.fairchildsemi.com, under Sales Support.

Counterfeiting of semiconductor parts is a growing problem in the industry. All manufacturers of semiconductor products are experiencing counterfeiting of their parts. Customers who inadvertently purchase counterfeit parts experience many problems such as loss of brand reputation, substandard performance, failed applications, and increased cost of production and manufacturing delays. Fairchild is taking strong measures to protect ourselves and our customers from the proliferation of counterfeit parts. Fairchild strongly encourages customers to purchase Fairchild parts either directly from Fairchild or from Authorized Fairchild Distributors who are listed by country on our web page cited above. Products customers buy either from Fairchild directly or from Authorized Fairchild Distributors are genuine parts, have full traceability, meet Fairchild's quality standards for handling and storage and provide access to Fairchild's full range of up-to-date technical and product information. Fairchild and our Authorized Distributors will stand behind all warranties and will appropriately address any warranty issues that may arise. Fairchild will not provide any warranty coverage or other assistance for parts bought from Unauthorized Sources. Fairchild is committed to combat this global problem and encourage our customers to do their part in stopping this practice by buying direct or from authorized distributors.

PRODUCT STATUS DEFINITIONS

Definition of Terms

| Datasheet Identification | Product Status | Definition |
|--------------------------|-----------------------|---|
| Advance Information | Formative / In Design | Datasheet contains the design specifications for product development. Specifications may change in any manner without notice. |
| Preliminary | First Production | Datasheet contains preliminary data; supplementary data will be published at a later date. Fairchild Semiconductor reserves the right to make changes at any time without notice to improve design. |
| No Identification Needed | Full Production | Datasheet contains final specifications. Fairchild Semiconductor reserves the right to make changes at any time without notice to improve the design. |
| Obsolete | Not In Production | Datasheet contains specifications on a product that is discontinued by Fairchild Semiconductor. The datasheet is for reference information only. |

ON Semiconductor and  are trademarks of Semiconductor Components Industries, LLC dba ON Semiconductor or its subsidiaries in the United States and/or other countries. ON Semiconductor owns the rights to a number of patents, trademarks, copyrights, trade secrets, and other intellectual property. A listing of ON Semiconductor's product/patent coverage may be accessed at www.onsemi.com/site/pdf/Patent-Marking.pdf. ON Semiconductor reserves the right to make changes without further notice to any products herein. ON Semiconductor makes no warranty, representation or guarantee regarding the suitability of its products for any particular purpose, nor does ON Semiconductor assume any liability arising out of the application or use of any product or circuit, and specifically disclaims any and all liability, including without limitation special, consequential or incidental damages. Buyer is responsible for its products and applications using ON Semiconductor products, including compliance with all laws, regulations and safety requirements or standards, regardless of any support or applications information provided by ON Semiconductor. "Typical" parameters which may be provided in ON Semiconductor data sheets and/or specifications can and do vary in different applications and actual performance may vary over time. All operating parameters, including "Typicals" must be validated for each customer application by customer's technical experts. ON Semiconductor does not convey any license under its patent rights nor the rights of others. ON Semiconductor products are not designed, intended, or authorized for use as a critical component in life support systems or any FDA Class 3 medical devices or medical devices with a same or similar classification in a foreign jurisdiction or any devices intended for implantation in the human body. Should Buyer purchase or use ON Semiconductor products for any such unintended or unauthorized application, Buyer shall indemnify and hold ON Semiconductor and its officers, employees, subsidiaries, affiliates, and distributors harmless against all claims, costs, damages, and expenses, and reasonable attorney fees arising out of, directly or indirectly, any claim of personal injury or death associated with such unintended or unauthorized use, even if such claim alleges that ON Semiconductor was negligent regarding the design or manufacture of the part. ON Semiconductor is an Equal Opportunity/Affirmative Action Employer. This literature is subject to all applicable copyright laws and is not for resale in any manner.

PUBLICATION ORDERING INFORMATION

LITERATURE FULFILLMENT:

Literature Distribution Center for ON Semiconductor
19521 E. 32nd Pkwy, Aurora, Colorado 80011 USA
Phone: 303-675-2175 or 800-344-3860 Toll Free USA/Canada
Fax: 303-675-2176 or 800-344-3867 Toll Free USA/Canada
Email: orderlit@onsemi.com

N. American Technical Support: 800-282-9855 Toll Free
USA/Canada
Europe, Middle East and Africa Technical Support:
Phone: 421 33 790 2910
Japan Customer Focus Center
Phone: 81-3-5817-1050

ON Semiconductor Website: www.onsemi.com
Order Literature: <http://www.onsemi.com/orderlit>
For additional information, please contact your local
Sales Representative

X-ON Electronics

Largest Supplier of Electrical and Electronic Components

Click to view similar products for [ESD Suppressors / TVS Diodes](#) category:

Click to view products by [ON Semiconductor](#) manufacturer:

Other Similar products are found below :

[60KS200C](#) [D12V0H1U2WS-7](#) [D18V0L1B2LP-7B](#) [82356050220](#) [D5V0M5U6V-7](#) [NTE4902](#) [P4KE27CA](#) [P6KE11CA](#) [P6KE39CA-TP](#)
[P6KE8.2A](#) [SA110CA](#) [SA60CA](#) [SA64CA](#) [SMBJ12CATR](#) [SMBJ8.0A](#) [SMLJ30CA-TP](#) [ESD101-B1-02ELS E6327](#) [ESD112-B1-02EL E6327](#)
[ESD119B1W01005E6327XTSA1](#) [ESD5V0J4-TP](#) [ESD5V0L1B02VH6327XTSA1](#) [ESD7451N2T5G](#) [19180-510](#) [CPDT-5V0USP-HF](#)
[3.0SMCJ33CA-F](#) [3.0SMCJ36A-F](#) [HSPC16701B02TP](#) [D3V3Q1B2DLP3-7](#) [D55V0M1B2WS-7](#) [DESD5V0U1BL-7B](#) [DRTR5V0U4SL-7](#)
[SCM1293A-04SO](#) [ESD200-B1-CSP0201 E6327](#) [ESD203-B1-02EL E6327](#) [SM12-7](#) [SMF8.0A-TP](#) [SMLJ45CA-TP](#) [CEN955 W/DATA](#)
[82350120560](#) [82356240030](#) [VESD12A1A-HD1-GS08](#) [CPDUR5V0R-HF](#) [CPDUR24V-HF](#) [CPDQC5V0U-HF](#) [CPDQC5V0USP-HF](#)
[CPDQC5V0-HF](#) [D1213A-01LP4-7B](#) [D1213A-02WL-7](#) [ESDLIN1524BJ-HQ](#) [5KP100A](#)