

Type CBW28 Thermal Circuit Breaker Fuseholder Type – Push to Reset



www.optifuse.com (619) 593-5050

Specifications:

Fuseholder Type Circuit Breaker – Push to Reset

Voltage: 125/250 VAC, 50/60 Hz. and 32 VDC

Amperage: 250mA, 500mA, 750mA, 1A, 1.25A, 1.5A, 1.75A, 2A, 2.25A, 2.5A, 3A, 3.5A, 4A, 5A, 6A, 7A, 8A, 9A, 10A, 11A, 12A, 13A, 15A, 16A

Dielectric Strength: Over 1500 volts RMS

Interrupt Capacity: 1000A @ 250 VAC, 50/60Hz. and 200A @ 32 VDC

Insulation Resistance: 100M Ω

Terminals: 0.250" [6.35mm] quick connect – Nickel plated brass.

Panel Thickness: 0.8 – 2.1mm (0.031 - 0.083 inches)

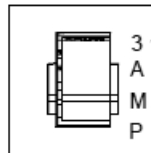
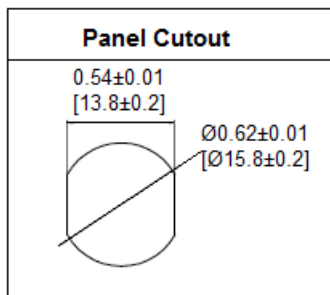
Mounting: Snap-In Front Panel Mount (See Recommended Cut Out)

Agency Standards and Listings:

UL Recognized	0.25A-16A	125/250 VAC / 32VDC
VDE	2A-15A	125/250 VAC

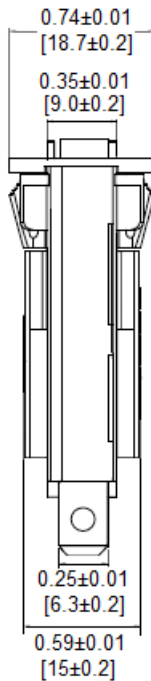
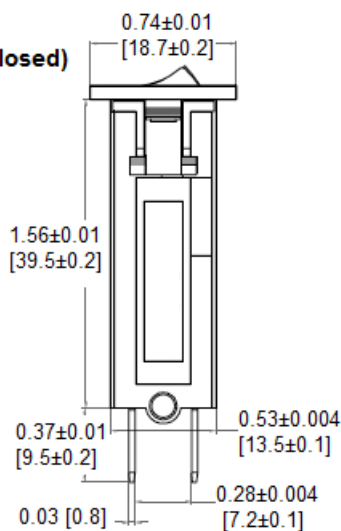


Mechanical Dimensions: Inches [mm]

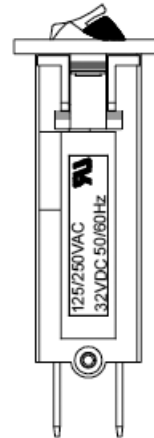


Amp Rating (0.25~16A)

ON (Contacts Closed)



TRIP (Contact Open)



Type CBW28 Thermal Circuit Breaker Fuseholder Type – Push to Reset



www.optifuse.com (619) 593-5050

Calibration:

Electrical Data @ 25°C

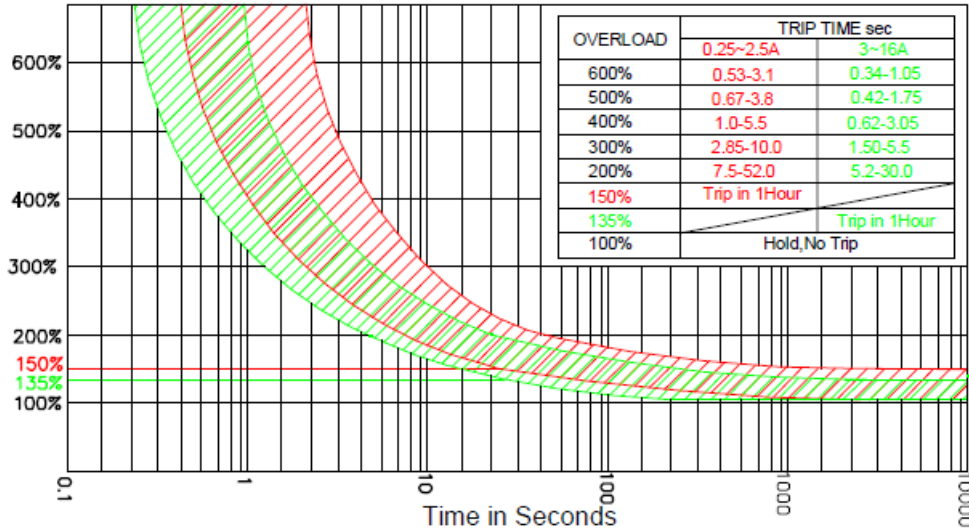
Continuously Carried at 100% of Rated Current

0.25A-2.5A: May Trip between 101% to 149%

3.0A-16A: May Trip between 101% to 134%

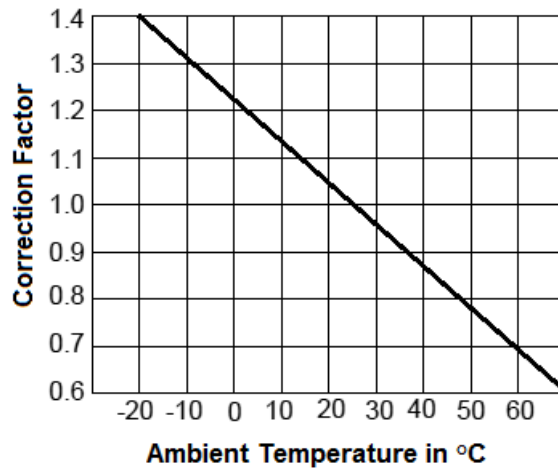
0.25A-2.5A: Must Trip at 150% of Rated Current within 1 Hour

3.0A-16A: Must Trip at 135% of Rated Current within 1 Hour



Trip Curves Are Specified of 25° C/77° F

Ambient Compensation Chart



Ambient Temperature Correction Factor:

The time/current characteristic curve depends on the ambient temperature prevailing. In order to eliminate nuisance tripping, Please multiply the current breaker current ratings by the derating factor shown above.

Warning:



- Operation beyond the specified maximum ratings or improper use may result in damage and possible electrical arcing and/or flame.
- Device are intended for occasional overcurrent protection. Application for repeated overcurrent condition and/or prolonged trip are not anticipated.
- Avoid contact of device with chemical solvent. Prolonged contact will damage the device performance.

Note: All specifications subject to change without notice.

X-ON Electronics

Largest Supplier of Electrical and Electronic Components

Click to view similar products for [Optifuse manufacturer](#):

Other Similar products are found below :

[FSC-3.5A](#) [TSA-250MA](#) [BLR-304](#) [BLR-504](#) [BLC-05-GTA](#) [BLR-I-504](#) [BLM-304](#) [CBW57-EL4-10A](#) [FPK-10A](#) [FPK-1A](#) [FPK-30A](#) [LPM-08](#)
[LPX-23B-08R-LOOP](#) [FPK-12A](#) [FPK-15A](#) [FPK-20A](#) [FPK-25A](#) [FPK-2A](#) [FPK-3A](#) [FPK-4A](#) [FPK-5A](#) [FPK-6A](#) [FPK-7A](#) [FPK-8A](#) [FPK-R-](#)
[1.5A](#) [FPK-R-10A](#) [FPK-R-15A](#) [FPK-R-1A](#) [FPK-R-20A](#) [FPK-R-25A](#) [FPK-R-2A](#) [FPK-R-30A](#) [FPK-R-3A](#) [FPK-R-4A](#) [FPK-R-5A](#) [FPK-R-6A](#)
[FPK-R-8A](#) [PMG-KB-01-Q2S](#) [LPM-01B-12R](#) [ACB-12-V-50A](#) [LPR-13C-10R](#) [ACBP4-PM-5A](#) [BLR-306](#) [ACB-12-V-30A](#) [CBW57-EL4-5A](#)
[CBW57-ES-5A](#) [CBW57-PB-10A-5X](#) [CBW57-PS-10A-5X](#) [CBW57-PS-3A-1X](#) [CBW28-1A](#)