

Type CBW68

Thermal Circuit Breaker

Push to Reset – High Current

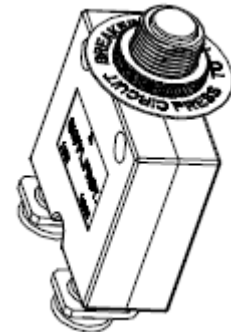


www.optifuse.com (619) 593-5050

Specifications:

- Push to Reset – Standard Profile – High Current
- Amperage: 40A - 80A
- Voltage: 125 VAC / 250 VAC / 50 VDC
- Dielectric Strength: 1500 VAC / 1 Minute
- Interrupting Rating: 40-80A 1000A @ 125/250 VAC
40-80A 300A @ 50 VDC
- Insulation Resistance: > 100M Ω
- Contact Endurance: 125 VAC @ 150% of
Rated Current > 500 Cycles.
- Reset Time: < 60 seconds

Agency Standards and Listings:

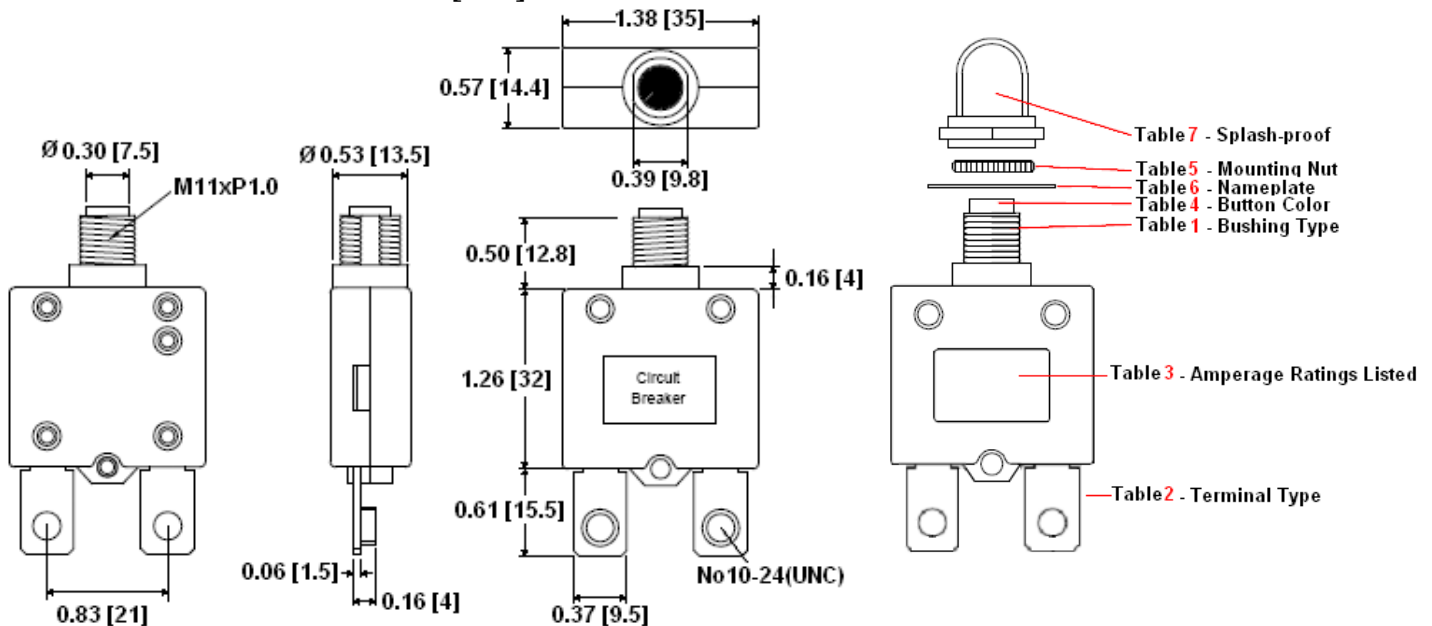


Calibration @ 25°C:

- 100% of Rated Current - Hold, No Trip
- 150% of Rated Current - Trip Within 1 Hour
- 200% of Rated Current - 6 - 45.0 sec
- 300% of Rated Current - 3.2 - 8.2 sec

- Torque Rating - plastic nut on plastic thread: 6KGfcm
- metal nut on metal thread: 10KGfcm
- metal nut on plastic thread: 6KGfcm

Mechanical Dimensions: Inches [mm]



Part / Accessories Descriptions:

Warning:



- Operation beyond the specified maximum ratings or improper use may result in damage and possible electrical arcing and/or flame.
- Devices are intended for occasional overcurrent protection. Applications for repeated overcurrent condition and/or prolonged trip are not anticipated.
- Avoid contact of device with chemical solvent. Prolonged contact may damage the device performance.

Note: All specifications subject to change without notice.

Rev L 01/2019 - Page: 1/4
Code K01-01H

Type CBW68 Thermal Circuit Breaker Push to Reset – High Current



www.optifuse.com (619) 593-5050

Mechanical Dimensions: Inches [mm]

Part Number Information									
CBW68-	X	Y	-	ZZ	-	B	N	P	S
	Table 1	Table 2		Table 3		Table 4	Table 5	Table 6	Table 7

Mechanical Dimensions: Inches [mm]

Table 1 - Where X is Bushing Style

H	Metal M11 – 10.8 mm diameter - 9.8 mm pinch point – 12.6 mm high
V	Metal M12 - 11.8 mm diameter – 10.7 mm pinch point – 12.6 mm high
G	Metal 3/8” 27 Thread – 9.5 mm diameter – 8.5 mm pinch point – 12.6 mm high
P	Plastic M11 – 10.8 mm diameter - 9.8 mm pinch point – 12.6 mm high
Q	Plastic M12 – 11.8 mm diameter – 10.7 mm pinch point – 12.6 mm high
E	Plastic 3/8” 27 Thread – 9.5 mm diameter – 8.5 mm pinch point – 12.6 mm high
A	Automatic Reset – No Bushing

H - Metal M11XP1.0	V - Metal M12XP1.0	G - Metal 3/8"-27T	A -Automatic, No Bushing
P - Plastic M11XP1.0	Q - Plastic M12XP1.0	E - Plastic 3/8"-27T	Measurements
			A 0.43 [10.8]
			B 0.53 [13.5]
			C 0.39 [9.8]
			D 0.50 [12.6]
			E 0.46 [11.8]
			F 0.42 [10.7]
			J 0.33 [8.5]
			K 0.37 [9.5]
			X 0.16 [4.0]
			Y 0.06 [1.5]

Bushing Type vs. Panel Hole	H, P	V, Q	G, E

Note: All specifications subject to change without notice.

Type CBW68

Thermal Circuit Breaker

Push to Reset – High Current



www.optifuse.com (619) 593-5050

Mechanical Dimensions: Inches [mm]

Table 2 - Where Y is Terminal Configuration

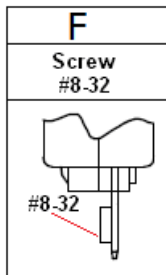


Table 3 - Where ZZ is Amperage

40 - 80A (40, 45, 50, 55, 60, 65, 70, 75, 80)

The above represents only standard current rates. Please contact factory for additional ratings.

Table 4 - Where B is Button Color

Blank	Black Button	
W	White Button	
R	Red Button	
1	Black Button w/ Amperage in White	
5	White Button w/ Amperage in Black	
6	Red Button w/ Amperage in White	

Table 5 - Where N is Nut Type

Blank	H	C	P	Q	X
Metal Knurlnut	Metal Hexnut (M11xP1.0) H=0.55[14] (M12xP1.0) H=0.59[15]	Metal Knurlnut	Plastic Integrated Knurlnut	Plastic Knurlnut	Plastic Integrated Knurlnut
For Bushings: H, V, P, Q Not available for G or E	For Bushings: H, V, G, P, Q, E	For Bushings: H, V, P, Q Not available for G or E	For Bushings: H, V, G, P, Q, E	For Bushings: H, V, G, P, Q, E Default for G and E	For Bushings: H, V, G, P, Q, E

Type CBW68 Thermal Circuit Breaker Push to Reset – High Current



www.optifuse.com (619) 593-5050

Mechanical Dimensions: Inches [mm]

Table 6 - Where P is Nameplate

Blank = None		
B	Black nameplate	Circuit Breaker Press to Reset
W	White nameplate	Circuit Breaker Press to Reset
A	Black nameplate	Circuit Breaker Press to Reset
S	Black nameplate	Suppl. Prot. Press to Reset
X	White nameplate	Suppl. Prot. Press to Reset

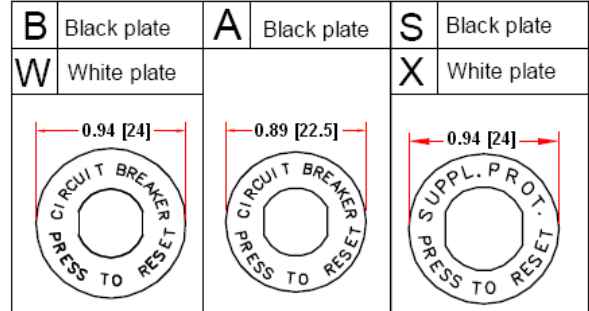


Table 7 - Where S is Splash-proof

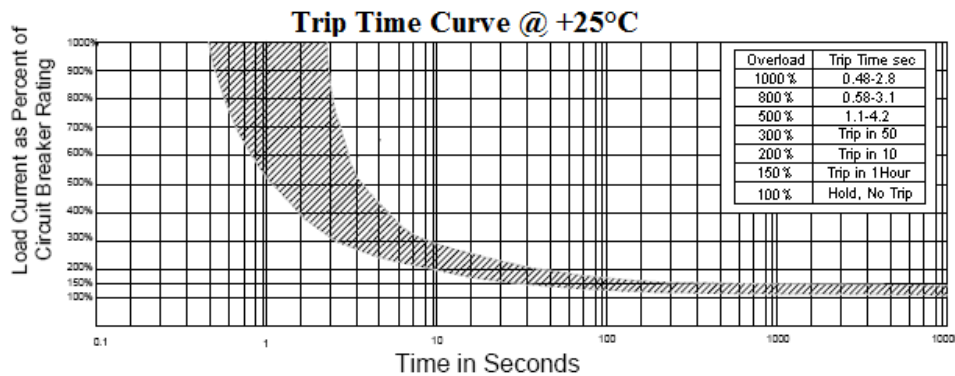
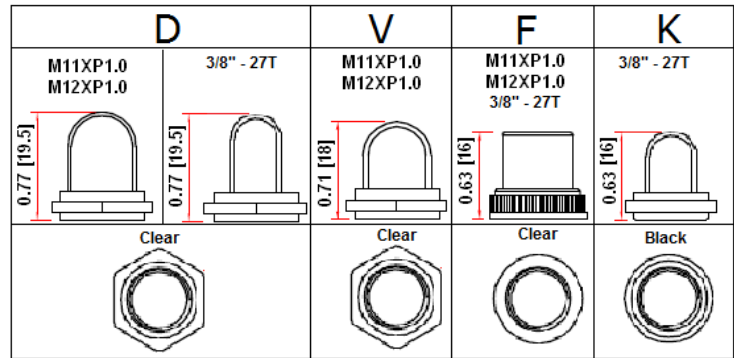
Blank – None

D - For H, V, G, P, Q, E Bushing Styles only

V - For H, V, P, Q Bushing Styles only

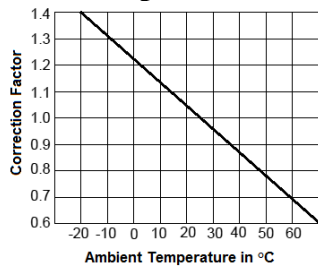
F - For H, V, G, P, Q, E Bushing Styles only

K - For G, E Bushing Styles only



Max. Internal Resistance	
50A	< 0.007Ω
60A	< 0.007Ω
70A	< 0.007Ω
80A	< 0.007Ω

Ambient Compensation Chart



Ambient Temperature Correction Factor:

The time/current characteristic curve depends on the ambient temperature prevailing. In order to eliminate nuisance tripping, please multiply the current breaker current ratings by the derating factor shown above.

X-ON Electronics

Largest Supplier of Electrical and Electronic Components

Click to view similar products for [Optifuse manufacturer](#):

Other Similar products are found below :

[FSC-3.5A](#) [TSA-250MA](#) [BLR-304](#) [BLR-504](#) [BLC-05-GTA](#) [BLR-I-504](#) [BLM-304](#) [CBW57-EL4-10A](#) [FPK-10A](#) [FPK-1A](#) [FPK-30A](#) [LPM-08](#)
[LPX-23B-08R-LOOP](#) [FPK-12A](#) [FPK-15A](#) [FPK-20A](#) [FPK-25A](#) [FPK-2A](#) [FPK-3A](#) [FPK-4A](#) [FPK-5A](#) [FPK-6A](#) [FPK-7A](#) [FPK-8A](#) [FPK-R-](#)
[1.5A](#) [FPK-R-10A](#) [FPK-R-15A](#) [FPK-R-1A](#) [FPK-R-20A](#) [FPK-R-25A](#) [FPK-R-2A](#) [FPK-R-30A](#) [FPK-R-3A](#) [FPK-R-4A](#) [FPK-R-5A](#) [FPK-R-6A](#)
[FPK-R-8A](#) [PMG-KB-01-Q2S](#) [LPM-01B-12R](#) [ACB-12-V-50A](#) [LPR-13C-10R](#) [ACBP4-PM-5A](#) [BLR-306](#) [ACB-12-V-30A](#) [CBW57-EL4-5A](#)
[CBW57-ES-5A](#) [CBW57-PB-10A-5X](#) [CBW57-PS-10A-5X](#) [CBW57-PS-3A-1X](#) [CBW28-1A](#)