

Type FSE/FSE-P Fast Acting Glass Tube Fuse 5 x 15 mm (2AG)



www.optifuse.com (619) 593-5050

Fuse Size:

4.5 x 14.5mm (0.177" x 0.571")

Agency Standards and Listings:



Ampere Rating: 300mA ~ 15A
Voltage Rating: 250VAC

Interrupt Rating:

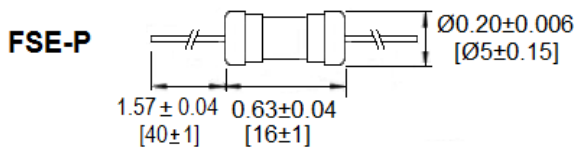
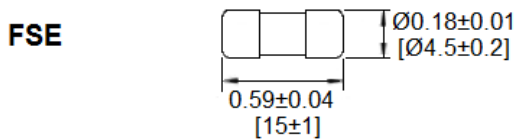
- 50A @ 250VAC (300mA-2.25A)
- 100A @ 250VAC (2.5A-5A)
- 100A @ 250VAC (1A-15A) PSE
- 100A @ 250VAC (300mA-7A) KC

Electrical Characteristics:		
100%	4h	Min hold time
135%	1h	Max hold time
200%	5s	Max hold time

Pigtail Lead: Copper Wire
 \varnothing 0.6mm (<8A)
 \varnothing 0.8mm (\geq 8A)

Operating Temp: -55°C ~ 125°C

Mechanical Dimensions: Inches[mm]



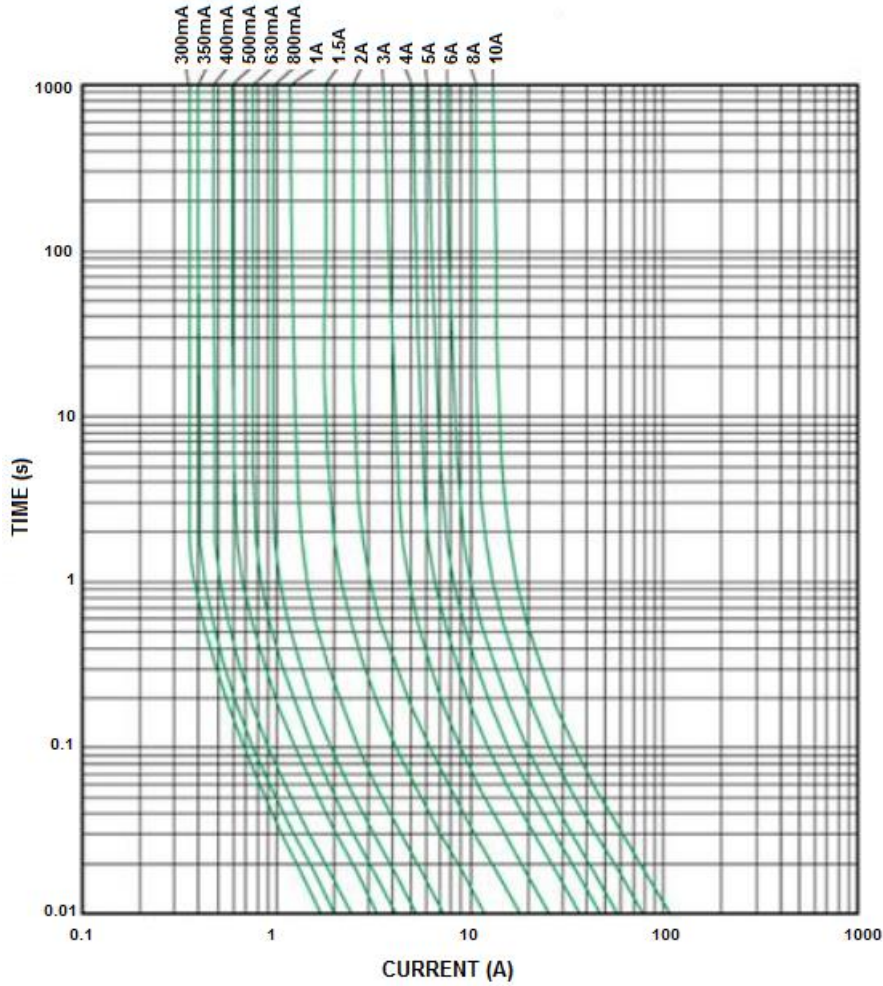
Cartridge Part Number	Axial Lead Part Number	Ampere Rating	I ² T Reference (A ² Sec.)		
			PSE	KC	
FSE-300mA	FSE-P-300mA	300mA		•	0.0293
FSE-315mA	FSE-P-315mA	315mA		•	0.0335
FSE-350mA	FSE-P-350mA	350mA		•	0.040
FSE-375mA	FSE-P-375mA	375mA		•	0.044
FSE-400mA	FSE-P-400mA	400mA		•	0.060
FSE-500mA	FSE-P-500mA	500mA		•	0.109
FSE-600mA	FSE-P-600mA	600mA		•	0.167
FSE-630mA	FSE-P-630mA	630mA		•	0.174
FSE-750mA	FSE-P-750mA	750mA		•	0.275
FSE-800mA	FSE-P-800mA	800mA		•	0.284
FSE-1A	FSE-P-1A	1A	•	•	0.525
FSE-1.2A	FSE-P-1.2A	1.2A	•	•	0.604
FSE-1.25A	FSE-P-1.25A	1.25A	•	•	0.626
FSE-1.5A	FSE-P-1.5A	1.5A	•	•	1.426
FSE-1.6A	FSE-P-1.6A	1.6A	•	•	1.500
FSE-2A	FSE-P-2A	2A	•	•	3.436
FSE-2.25A	FSE-P-2.25A	2.25A	•	•	3.727
FSE-2.5A	FSE-P-2.5A	2.5A	•	•	5.695
FSE-3A	FSE-P-3A	3A	•	•	6.546
FSE-3.15A	FSE-P-3.15A	3.15A	•	•	7.202
FSE-3.5A	FSE-P-3.5A	3.5A	•	•	9.454
FSE-4A	FSE-P-4A	4A	•	•	13.37
FSE-5A	FSE-P-5A	5A	•	•	21.78
FSE-6A	FSE-P-6A	6A	•	•	33.06
FSE-6.3A	FSE-P-6.3A	6.3A	•	•	36.45
FSE-7A	FSE-P-7A	7A	•	•	45.44
FSE-8A	FSE-P-8A	8A	•		65.46
FSE-9A	FSE-P-9A	9A	•		84.27
FSE-10A	FSE-P-10A	10A	•		106.7
FSE-12A	FSE-P-12A	12A	•		
FSE-15A	FSE-15A	15A	•		


Type FSE/FSE-P
Fast Acting Glass Tube Fuse
5 x 15 mm (2AG)



www.optifuse.com (619) 593-5050

PART NUMBER FSE/FSE-P
TIME CURRENT CURVES



<p>Warning:</p> 	<ul style="list-style-type: none"> -Operation beyond the specified maximum ratings or improper use may result in damage and possible electrical arcing and/or flame. -Fuses are intended for occasional overcurrent protection. Application for repeated overcurrent condition and/or prolonged trip are not anticipated. -Avoid contact of Fuse device with chemical solvent. Prolonged contact may damage the device performance.
--	--

X-ON Electronics

Largest Supplier of Electrical and Electronic Components

Click to view similar products for [Cartridge Fuses](#) category:

Click to view products by [Optifuse](#) manufacturer:

Other Similar products are found below :

[5TT3A-R](#) [MBO-20](#) [MDM-4/10](#) [MDQ-V-15/100](#) [MDX-1-6/10](#) [MDX-2](#) [MDX-3-2/10](#) [MDX-6-1/4](#) [FLSR-15](#) [FLSR-30](#) [FRS-1-1/4](#) [FRS-1-6/10](#) [FRS-4/10](#) [H362003](#) [ABC-2](#) [1/2A](#) [AGC-1-1/2RX](#) [AGC-15EX](#) [AGC-V-3-12-R](#) [AGY-50](#) [15019-G](#) [MSL-1-1/2](#) [MSL-1-1/4](#) [MSL-1/2](#) [MSL-1/4](#) [MSL-3](#) [MSL-3/4](#) [MSL-4](#) [MSL-5](#) [BK1/C436-2A](#) [BK1-GMA-1-6-R](#) [BK1-S505-1-R](#) [BK1-S506-3-15-R](#) [BK/MDM-15](#) [BK/MDM-3/4](#) [1C10X38AM](#) [S501-V-10A](#) [S505-V-500MA](#) [SEF-1697-1-002](#) [301030](#) [303030](#) [FLA10](#) [FLA-4/10](#) [FLNR-5](#) [20.0M6.3X32F](#) [GGB-17-1/2](#)
[301001](#) [301020](#) [311008](#) [313.25](#)