

Type FSF/FSF-P Fast Acting Glass Tube Fuse 3.6 x 10 mm



www.optifuse.com (619) 593-5050

Agency Standards and Listings:



Physical Specifications:

Fuse Type: 3.6 Ø x 10mm

Materials:

Glass Body / Nickel Plated Brass Caps

Lead Wire:

Diameter Ø 0.6mm ± 0.02 mm < 8A

Diameter Ø 0.8mm ± 0.02 mm ≥ 8A

Electrical Characteristics

Rated Current	100%	200%
	Min	Max
100mA ~ 15A	4h	60s

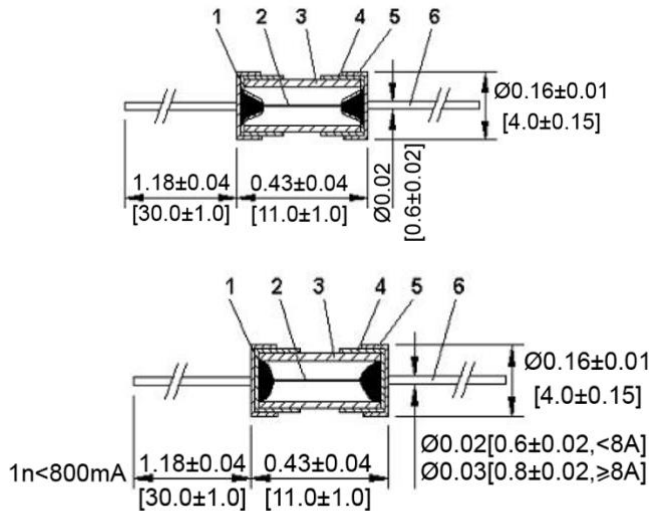
Interrupting Ratings

50A at 250V AC

Operating Temperatures

-55°C to +125°C

Dimensions: Inches [mm]



Cartridge Part Number	Axial Lead Part Number	Ampere Rating	I ² T Reference (A ² Sec.)
FSF-100mA	FSF-P-100mA	100mA	0.001375
FSF-125mA	FSF-P-125mA	125mA	0.001763
FSF-150mA	FSF-P-150mA	150mA	0.004396
FSF-160mA	FSF-P-160mA	160mA	0.004689
FSF-200mA	FSF-P-200mA	200mA	0.005861
FSF-250mA	FSF-P-250mA	250mA	0.01093
FSF-300mA	FSF-P-300mA	300mA	0.07196
FSF-315mA	FSF-P-315mA	315mA	0.08236
FSF-350mA	FSF-P-350mA	350mA	0.09546
FSF-375mA	FSF-P-375mA	375mA	0.11720
FSF-400mA	FSF-P-400mA	400mA	0.13890
FSF-500mA	FSF-P-500mA	500mA	0.09975
FSF-600mA	FSF-P-600mA	600mA	0.1354
FSF-630mA	FSF-P-630mA	630mA	0.1422
FSF-750mA	FSF-P-750mA	750mA	0.1956
FSF-800mA	FSF-P-800mA	800mA	0.2463
FSF-1A	FSF-P-1A	1A	0.3606
FSF-1.2A	FSF-P-1.2A	1.2A	0.5181
FSF-1.25A	FSF-P-1.25A	1.25A	0.5728
FSF-1.5A	FSF-P-1.5A	1.5A	0.8601
FSF-1.6A	FSF-P-1.6A	1.6A	1.115
FSF-2A	FSF-P-2A	2A	2.189
FSF-2.5A	FSF-P-2.5A	2.5A	1.911
FSF-3A	FSF-P-3A	3A	3.420
FSF-3.15A	FSF-P-3.15A	3.15A	3.83
FSF-3.5A	FSF-P-3.5A	3.5A	5.155
FSF-4A	FSF-P-4A	4A	5.891
FSF-5A	FSF-P-5A	5A	9.401
FSF-6A	FSF-P-6A	6A	16.34
FSF-6.3A	FSF-P-6.3A	6.3A	20.59
FSF-7A	FSF-P-7A	7A	26.03
FSF-8A	FSF-P-8A	8A	30.86
FSF-9A	FSF-P-9A	9A	46.89
FSF-10A	FSF-P-10A	10A	59.32
FSF-12A	FSF-P-12A	12A	92.27
FSF-15A	FSF-P-15A	15A	243.7

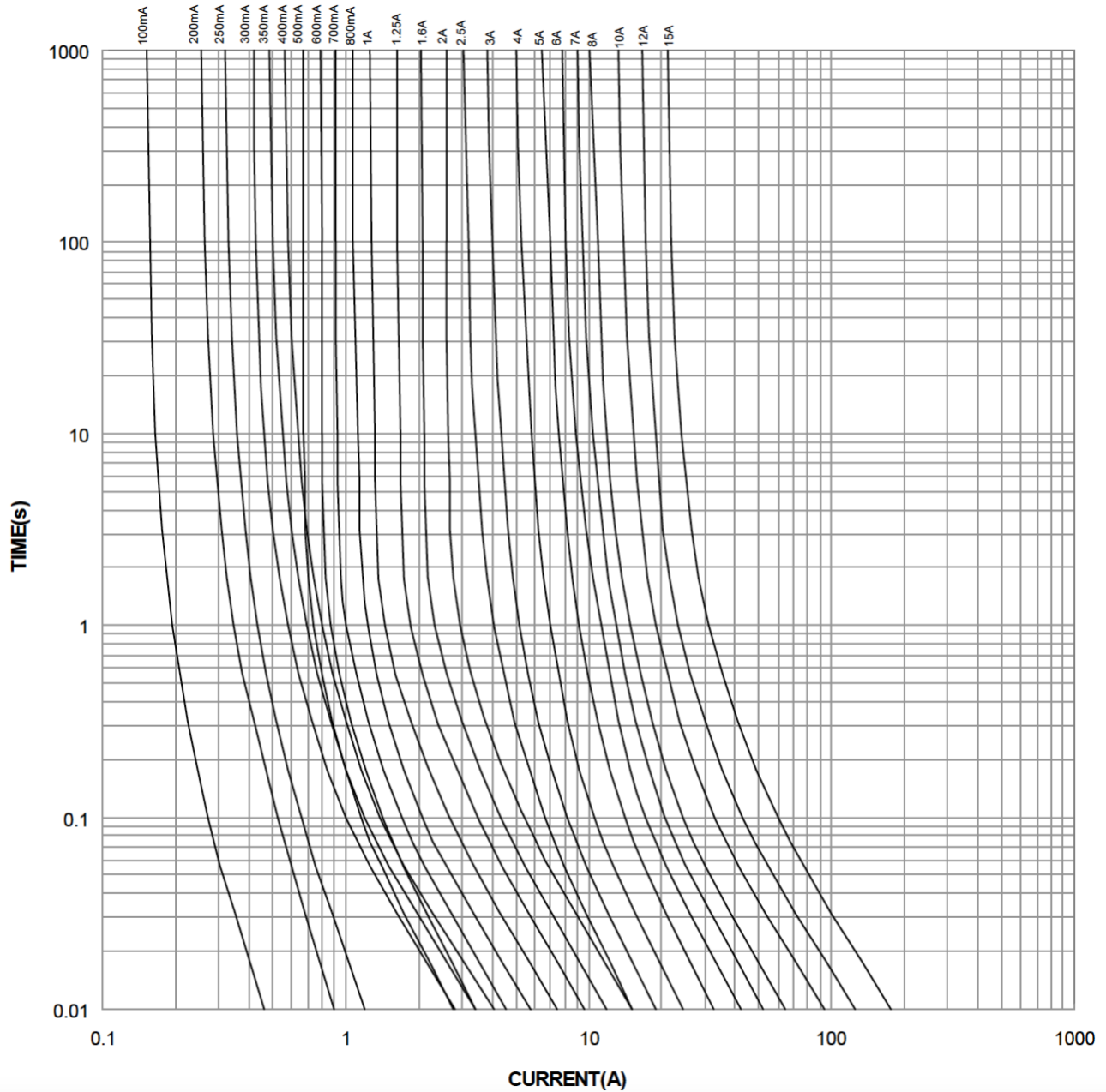
Note: All specifications subject to change without notice.


Type FSF/FSF-P
Fast Acting Glass Tube Fuse
3.6 x 10 mm



www.optifuse.com (619) 593-5050

PART NUMBER FSF/FSF-P
TIME CURRENT CURVES



<p>Warning:</p> 	<ul style="list-style-type: none"> -Operation beyond the specified maximum ratings or improper use may result in damage and possible electrical arcing and/or flame. -Fuses are intended for occasional overcurrent protection. Application for repeated overcurrent condition and/or prolonged trip are not anticipated. -Avoid contact of Fuse device with chemical solvent. Prolonged contact may damage the device performance.
--	--

Note: All specifications subject to change without notice.

X-ON Electronics

Largest Supplier of Electrical and Electronic Components

Click to view similar products for [Optifuse manufacturer](#):

Other Similar products are found below :

[FSC-3.5A](#) [TPK-10A](#) [TSA-250MA](#) [BLR-304](#) [BLR-504](#) [BLC-05-GTA](#) [BLR-I-504](#) [BLM-304](#) [CBW57-EL4-10A](#) [FPK-10A](#) [FPK-1A](#) [FPK-30A](#) [LPM-08](#) [LPX-23B-08R-LOOP](#) [FPK-12A](#) [FPK-15A](#) [FPK-20A](#) [FPK-25A](#) [FPK-2A](#) [FPK-3A](#) [FPK-4A](#) [FPK-5A](#) [FPK-6A](#) [FPK-7A](#) [FPK-8A](#) [FPK-R-1.5A](#) [FPK-R-10A](#) [FPK-R-15A](#) [FPK-R-1A](#) [FPK-R-20A](#) [FPK-R-25A](#) [FPK-R-2A](#) [FPK-R-30A](#) [FPK-R-3A](#) [FPK-R-4A](#) [FPK-R-5A](#) [FPK-R-6A](#) [FPK-R-8A](#) [LPM-01B-12R](#) [ACB-12-V-50A](#) [LPR-13C-10R](#) [ACBP4-PM-5A](#) [BLR-306](#) [ACB-12-V-30A](#) [CBW57-EL4-5A](#) [CBW57-ES-5A](#) [CBW57-PB-10A-5X](#) [CBW57-PS-10A-5X](#) [CBW57-PS-3A-1X](#) [CBW28-1A](#)