

# Type R1206

## Resettable Fuse (PTC's)

### Surface Mount



www.optifuse.com (619) 593-5050

#### Application:

All high-density boards

#### Product Features:

- Small surface mount, Solid State
- Faster time to trip than standard SMD devices.
- Lower resistance than standard SMD devices.

#### Agency Standards and Listings:



**Operation Current:** 50mA ~ 2.0A

**Maximum Voltage:** 100VDC

**Temperature Range:** -40°C to 85°C

#### Electrical Characteristics (23°C)

Part Number	Hold Current	Trip Current	Rated Voltage	Max Current	Typical Power	Max Time to Trip		Resistance Tolerance	
	$I_H$ , A	$I_T$ , A	$V_{MAX}$ , Vdc	$I_{MAX}$ , A	Pd, W	Current Amp	Time Sec	$R_{MIN}$ Ω	$R1_{MAX}$ Ω
R1206-005	0.05	0.15	60	100	0.4	0.25	1.50	3.600	50.00
R1206-005-R	0.05	0.15	60	100	0.4	0.25	1.50	3.600	50.00
R1206-010	0.10	0.25	60	100	0.4	0.50	1.00	1.600	15.00
R1206-010-R	0.10	0.25	60	100	0.4	0.50	1.00	1.600	15.00
R1206-012	0.12	0.39	48	100	0.6	1.00	0.20	1.400	6.500
R1206-012-R	0.12	0.39	48	100	0.6	1.00	0.20	1.400	6.500
R1206-016	0.16	0.45	48	100	0.6	1.00	0.30	1.100	5.000
R1206-016-R	0.16	0.45	48	100	0.6	1.00	0.30	1.100	5.000
R1206-020	0.20	0.40	30	100	0.4	8.00	0.10	0.600	2.500
R1206-020-R	0.20	0.40	30	100	0.4	8.00	0.10	0.600	2.500
R1206-025	0.25	0.50	16	100	0.6	8.00	0.08	0.550	2.300
R1206-025-R	0.25	0.50	16	100	0.6	8.00	0.08	0.550	2.300
R1206-025-24-R	0.25	0.50	24	100	0.6	8.00	0.08	0.550	2.300
R1206-035	0.35	0.75	16	100	0.4	8.00	0.10	0.300	1.200
R1206-035-R	0.35	0.75	16	100	0.4	8.00	0.10	0.300	1.200
R1206-035-30-R	0.35	0.75	30	100	0.6	8.00	0.10	0.300	1.200
R1206-050	0.50	1.00	8	100	0.4	8.00	0.10	0.150	0.700
R1206-050-R	0.50	1.00	8	100	0.4	8.00	0.10	0.150	0.700
R1206-050-24-R	0.50	1.00	24	100	0.6	8.00	0.10	0.150	0.750
R1206-075-R	0.75	1.50	8	100	0.6	8.00	0.20	0.090	0.290
R1206-075-16-R	0.75	1.50	16	100	0.6	8.00	0.20	0.090	0.290
R1206-100-R	1.00	1.80	6	100	0.6	8.00	0.30	0.055	0.210
R1206-110-R	1.10	2.20	8	100	0.8	8.00	0.30	0.040	0.180
R1206-150-R	1.50	3.00	8	100	0.8	8.00	1.00	0.040	0.120
R1206-200-R	2.00	3.50	6	100	0.8	8.00	1.50	0.018	0.080

$I_H$  = Hold Current – Maximum current at which the device will not trip at 23°C still air.

$I_T$  = Trip Current – Minimum current at which the device will always trip at 23°C still air.

$V_{MAX}$  = Maximum voltage device can withstand without damage at it's rated current.

$I_{MAX}$  = Maximum fault current device can withstand without damage at rated voltage (V max).

Pd = Typical power dissipated from device when in the tripped state in 23°C still air environment.

$R_{MIN}$  = Minimum device resistance at 23°C.

$R1_{MAX}$  = Maximum device resistance at 23°C, 1 hour after tripping.

Note: All specifications subject to change without notice.

# Type R1206

## Resettable Fuse (PTC's)

### Surface Mount



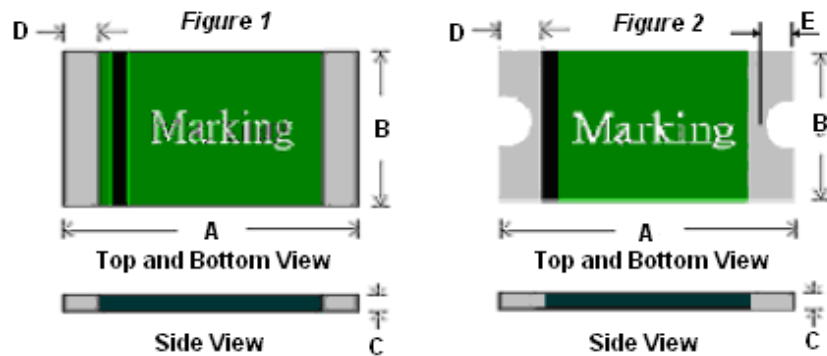
www.optifuse.com

(619) 593-5050

#### Physical Specifications:

Termination Pad Characteristics: Pure Tin

#### R1206: Product Dimensions (millimeters)



Part Number	Figure	A		B		C		D		E	
		Min	Max	Min	Max	Min	Max	Min	Max	Min	Max
R1206-005	1	3.00	3.50	1.50	1.80	0.45	0.85	0.10	0.75	-	-
R1206-005-R	2	3.00	3.50	1.50	1.80	0.45	0.85	0.10	0.75	0.10	0.45
R1206-010	1	3.00	3.50	1.50	1.80	0.45	0.85	0.10	0.75	-	-
R1206-010-R	2	3.00	3.50	1.50	1.80	0.45	0.85	0.10	0.75	0.10	0.45
R1206-012	1	3.00	3.50	1.50	1.80	0.45	0.85	0.10	0.75	-	-
R1206-012-R	2	3.00	3.50	1.50	1.80	0.45	0.85	0.10	0.75	0.10	0.45
R1206-016	1	3.00	3.50	1.50	1.80	0.45	0.75	0.10	0.75	-	-
R1206-016-R	2	3.00	3.50	1.50	1.80	0.45	0.75	0.10	0.75	0.10	0.45
R1206-020	1	3.00	3.50	1.50	1.80	0.45	0.75	0.10	0.75	-	-
R1206-020-R	2	3.00	3.50	1.50	1.80	0.45	0.75	0.10	0.75	0.10	0.45
R1206-025	1	3.00	3.50	1.50	1.80	0.45	0.75	0.10	0.75	-	-
R1206-025-R	2	3.00	3.50	1.50	1.80	0.45	0.75	0.10	0.75	0.10	0.45
R1206-025-24-R	2	3.00	3.50	1.50	1.80	0.45	0.75	0.10	0.75	0.10	0.45
R1206-035	1	3.00	3.50	1.50	1.80	0.30	0.75	0.10	0.75	-	-
R1206-035-R	2	3.00	3.50	1.50	1.80	0.30	0.75	0.10	0.75	0.10	0.45
R1206-035-30-R	2	3.00	3.50	1.50	1.80	0.90	1.30	0.25	0.75	0.10	0.45
R1206-050	1	3.00	3.50	1.50	1.80	0.25	0.55	0.10	0.75	-	-
R1206-050-R	2	3.00	3.50	1.50	1.80	0.25	0.55	0.10	0.75	0.10	0.45
R1206-050-24-R	2	3.00	3.50	1.50	1.80	0.80	1.20	0.25	0.75	0.10	0.45
R1206-075-R	1	3.00	3.50	1.50	1.80	0.45	1.25	0.25	0.75	0.10	0.45
R1206-075-16-R	2	3.00	3.50	1.50	1.80	0.45	1.25	0.25	0.75	0.10	0.45
R1206-100-R	2	3.00	3.50	1.50	1.80	0.45	1.00	0.25	0.75	0.10	0.45
R1206-110-R	2	3.00	3.50	1.50	1.80	0.45	1.00	0.25	0.75	0.10	0.45
R1206-150-R	2	3.00	3.50	1.50	1.80	0.80	1.40	0.25	0.75	0.10	0.45
R1206-200-R	2	3.00	3.50	1.50	1.80	0.85	1.60	0.25	0.75	0.10	0.45

Note: All specifications subject to change without notice.

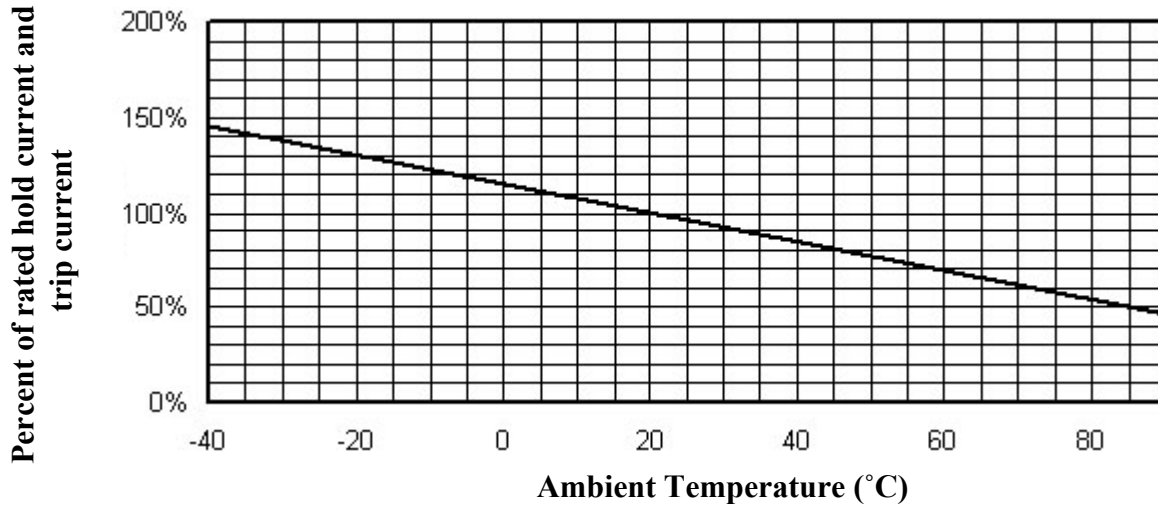
**Type R1206  
Resettable Fuse (PTC's)  
Surface Mount**



www.optifuse.com

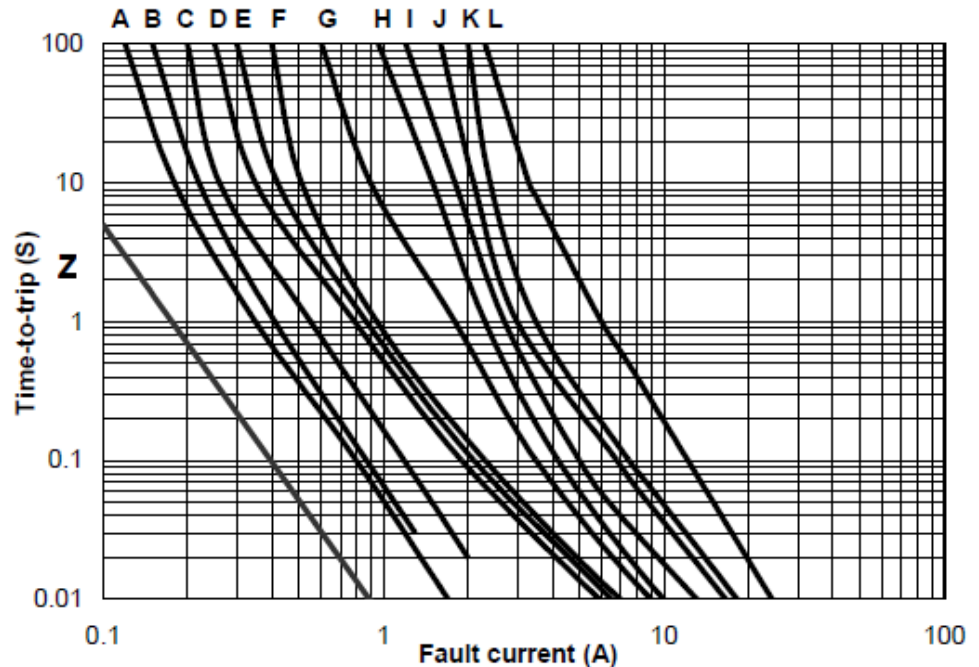
(619) 593-5050

**Thermal Derating Curve – Type R1206**



**Typical Time-To-Trip at 23°C**

- Z = R1206-005's
- A = R1206-010's
- B = R1206-012's
- C = R1206-016's
- D = R1206-020's
- E = R1206-025's
- F = R1206-035's
- G = R1206-050's
- H = R1206-075's
- I = R1206-100-R
- J = R1206-110-R
- K = R1206-150-R
- L = R1206-200-R



# Type R1206

## Resettable Fuse (PTC's)

### Surface Mount



www.optifuse.com (619) 593-5050

Profile Features	Pb-Free Assembly
<b>Average Ramp-Up Rate (T<sub>smax</sub> to T<sub>p</sub>)</b>	3 °C/second max.
<b>Preheat:</b> Temperature Min (T <sub>smin</sub> ) Temperature Max (T <sub>smax</sub> ) Time (T <sub>smin</sub> to T <sub>smax</sub> )	150 °C 200 °C 60-180 seconds
<b>Time maintained above:</b> Temperature (T <sub>L</sub> ) Time (t <sub>L</sub> )	217 °C 60-150 seconds
<b>Peak/Classification Temperature (T<sub>p</sub>):</b>	260 °C
<b>Time within 5 °C of actual Peak:</b> Temperature (t <sub>p</sub> )	20-40 seconds
<b>Ramp-Down Rate:</b>	6 °C/second max.
<b>Time 25 °C to Peak Temperature:</b>	8 minute max.

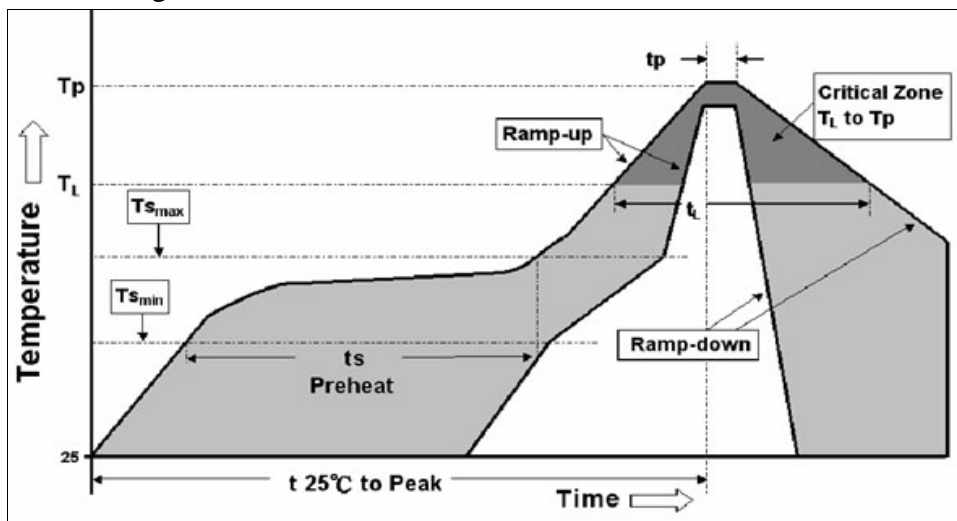
#### Solder reflow

\* Due to “Lead Free” nature, Temperature and Dwelling time for the soldering zone is higher than those for Regular. This may cause damage to other components.

1. Recommended maximum paste thickness > 0.25mm.
2. Devices can be cleaned using standard industry methods and aqueous solvents.
3. Rework use standard industry practices.
4. Storage Environment: < 30°C / 60%RH

#### **Caution:**

1. If reflow temperatures exceed the recommended profile, devices may not meet the performance requirements.
2. Devices are not designed to be wave soldered to the bottom side of the board.



# Type R1206 Resettable Fuse (PTC's) Surface Mount



www.optifuse.com (619) 593-5050

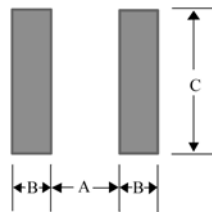
## Standard Package

Part Numbers	Reel/Tape
R1206-005	3K
R1206-005-R	3K
R1206-010	3K
R1206-010-R	3K
R1206-012	3K
R1206-012-R	3K
R1206-016	3K
R1206-016-R	3K
R1206-020	3K
R1206-020-R	3K
R1206-025	3K
R1206-025-R	3K
R1206-025-24-R	3K

Part Numbers	Reel/Tape
R1206-035	4K
R1206-035-R	4K
R1206-035-30-R	3K
R1206-050	4K
R1206-050-R	4K
R1206-050-24-R	3K
R1206-075-R	3K
R1206-075-16-R	3K
R1206-100-R	3K
R1206-110-R	3K
R1206-150-R	2K
R1206-200-R	2K

## Pad Layouts – Solder Reflow and Rework Recommendations

The dimensions in the table below provide the recommended pad layout for each R0805 device.



Pad Dimensions (millimeters)
A – Nominal – 2.00mm
B – Nominal – 1.00 mm
C – Nominal – 1.90 mm

<p><b>Warning:</b></p>	<ul style="list-style-type: none"> <li>-Operation beyond the specified maximum ratings or improper use may result in damage and possible electrical arcing and/or flame.</li> <li>-PPTC device are intended for occasional overcurrent protection. Application for repeated overcurrent condition and/or prolonged trip are not anticipated.</li> <li>-Avoid contact of PPTC device with chemical solvent. Prolonged contact may damage the device performance.</li> </ul>
------------------------	--

## X-ON Electronics

Largest Supplier of Electrical and Electronic Components

*Click to view similar products for [Surface Mount Fuses](#) category:*

*Click to view products by [Optifuse](#) manufacturer:*

Other Similar products are found below :

[FHC20402ADTP](#) [NFVC6125S0R50TRF](#) [SFT-125MA](#) [TF16SN2.00TTD](#) [TR/3216LR-500MA](#) [CCP2B20TTE](#) [FCC16501ABTP](#)  
[FHC16322ADTP](#) [0308.250UR](#) [0308.375UR](#) [0308.500UR](#) [FCC16202ABTP](#) [03081.25UR](#) [F0603G0R03FNTR](#) [SKY87604-12](#) [SKY87604-11](#)  
[SKY87604-13](#) [3404.0110.22](#) [1211015](#) [S1206-F-3.0A](#) [9321315278](#) [S0603-F-4.0A](#) [SMT1315AP](#) [0603TD-4A](#) [1240FH-30A](#) [R451003.L](#)  
[R451.500L](#) [R451001.L](#) [3-103-119](#) [3-103-123](#) [3-103-127](#) [0154002.DRL](#) [0154008.DRL](#) [0154.500DRL](#) [189140.1,25](#) [189140.0,8](#) [189140.0,4](#)  
[189140.0,63](#) [0435.250KRHFS](#) [0468003.WR](#) [0494001.NRHF](#) [0494002.NRHF](#) [0494003.NRHF](#) [049402.5NRHF](#) [049403.5NRHF](#)  
[0494.250NRHF](#) [0494.375NRHF](#) [0494.500NRHF](#) [CF06V3T1R60](#) [CF06V3T2R50](#)