

Type R2920

Resettable Fuse (PTC's)

Surface Mount



www.optifuse.com (619) 593-5050

Application:

All high-density boards

Product Features:

2920 Dimension, Small surface mount, Solid State
Faster time to trip than standard SMD devices.

Operation Current: 300mA ~ 3A

Maximum Voltage: 100VDC

Temperature Range: -40°C to 85°C

Agency Standards and Listings:



Electrical Characteristics (23°C)

Part Number	Hold Current	Trip Current	Rated Voltage	Max Current	Typical Power	Max Time to Trip		Resistance Tolerance	
	I_H , A	I_T , A				Current	Time	R_{MIN}	$R1_{MAX}$
	I_H , A	I_T , A	V_{MAX} , Vdc	I_{MAX} , A	Pd, W	Amp	Sec	Ω	Ω
R2920-030	0.30	0.60	60	100	1.5	1.5	3.0	1.000	4.800
R2920-030-R	0.30	0.60	60	100	1.5	1.5	3.0	1.000	4.800
R2920-050	0.50	1.00	60	100	1.5	2.5	4.0	0.300	1.400
R2920-050-R	0.50	1.00	60	100	1.5	2.5	4.0	0.300	1.400
R2920-075	0.75	1.50	33	100	1.5	8.0	0.3	0.180	1.000
R2920-075-R	0.75	1.50	33	100	1.5	8.0	0.3	0.180	1.000
R2920-075-60-R	0.75	1.50	60	100	1.5	8.0	0.3	0.180	1.000
R2920-100	1.10	2.20	33	100	1.5	8.0	0.5	0.090	0.410
R2920-100-R	1.10	2.20	33	100	1.5	8.0	0.5	0.090	0.410
R2920-100-60-R	1.10	2.20	60	100	1.5	8.0	0.5	0.090	0.410
R2920-125	1.25	2.50	33	100	1.5	8.0	2.0	0.050	0.250
R2920-125-R	1.25	2.50	33	100	1.5	8.0	2.0	0.050	0.250
R2920-150	1.50	3.00	33	100	1.5	8.0	2.0	0.050	0.230
R2920-150-R	1.50	3.00	33	100	1.5	8.0	2.0	0.050	0.230
R2920-185	1.85	3.70	33	100	1.5	8.0	2.5	0.040	0.150
R2920-185-R	1.85	3.70	33	100	1.5	8.0	2.5	0.040	0.150
R2920-200	2.00	4.00	16	100	1.5	8.0	4.5	0.035	0.120
R2920-200-R	2.00	4.00	16	100	1.5	8.0	4.5	0.035	0.120
R2920-200-24-R	2.00	4.00	24	100	1.5	8.0	5.0	0.035	0.120
R2920-250	2.50	5.00	16	100	1.5	8.0	16.0	0.025	0.085
R2920-250-R	2.50	5.00	16	100	1.5	8.0	16.0	0.025	0.085
R2920-260	2.60	5.20	6	100	1.5	8.0	20.0	0.020	0.075
R2920-260-R	2.60	5.20	6	100	1.5	8.0	20.0	0.020	0.075
R2920-260-24-R	2.60	5.20	24	100	1.5	8.0	20.0	0.020	0.075
R2920-300	3.00	5.20	6	100	1.5	8.0	25.0	0.010	0.048
R2920-300-R	3.00	5.20	6	100	1.5	8.0	25.0	0.010	0.048
R2920-300-15-R	3.00	5.20	15	100	1.5	8.0	25.0	0.010	0.048

I_H = Hold Current – Maximum current at which the device will not trip at 23°C still air.

I_T = Trip Current – Minimum current at which the device will always trip at 23°C still air.

V_{MAX} = Maximum voltage device can withstand without damage at it's rated current.

I_{MAX} = Maximum fault current device can withstand without damage at rated voltage (V_{max}).

Pd = Typical power dissipated from device when in the tripped state in 23°C still air environment.

R_{MIN} = Minimum device resistance at 23°C.

$R1_{MAX}$ = Maximum device resistance at 23°C, 1 hour after tripping.

Note: All specifications subject to change without notice.

Rev C 10/2015 - Page: 1/5
Code: F01-01H

Type R2920

Resettable Fuse (PTC's)

Surface Mount



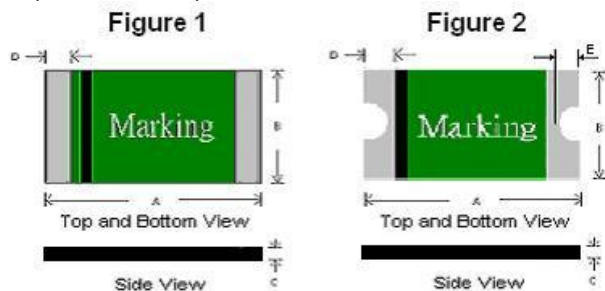
www.optifuse.com

(619) 593-5050

Physical Specifications:

Termination Pad Characteristics: Pure Tin

R2920: Product Dimensions (millimeters)



Part Number	Figure	A		B		C		D		E	
		Min	Max	Min	Max	Min	Max	Min	Max	Min	Max
R2920-030	1	6.73	7.98	4.80	5.44	0.60	1.15	0.35	-	-	-
R2920-030-R	2	6.73	7.98	4.80	5.44	0.60	1.15	0.50	1.20	0.50	0.90
R2920-050	1	6.73	7.98	4.80	5.44	0.60	1.15	0.35	-	-	-
R2920-050-R	2	6.73	7.98	4.80	5.44	0.60	1.15	0.50	1.20	0.50	0.90
R2920-075	1	6.73	7.98	4.80	5.44	0.40	1.15	0.35	-	-	-
R2920-075-R	2	6.73	7.98	4.80	5.44	0.40	1.15	0.50	1.20	0.50	0.90
R2920-075-60-R	2	6.73	7.98	4.80	5.44	0.60	1.15	0.50	1.20	0.50	0.90
R2920-100	1	6.73	7.98	4.80	5.44	0.40	1.00	0.35	-	-	-
R2920-100-R	2	6.73	7.98	4.80	5.44	0.40	1.00	0.50	1.20	0.50	0.90
R2920-100-60-R	2	6.73	7.98	4.80	5.44	0.40	1.70	0.50	1.20	0.50	0.90
R2920-125	1	6.73	7.98	4.80	5.44	0.40	0.90	0.35	-	-	-
R2920-125-R	2	6.73	7.98	4.80	5.44	0.40	0.90	0.50	1.20	0.50	0.90
R2920-150	1	6.73	7.98	4.80	5.44	0.40	0.90	0.35	-	-	-
R2920-150-R	2	6.73	7.98	4.80	5.44	0.40	0.90	0.50	1.20	0.50	0.90
R2920-185	1	6.73	7.98	4.80	5.44	0.30	0.90	0.35	-	-	-
R2920-185-R	2	6.73	7.98	4.80	5.44	0.30	0.90	0.50	1.20	0.50	0.90
R2920-200	1	6.73	7.98	4.80	5.44	0.30	0.90	0.35	-	-	-
R2920-200-R	2	6.73	7.98	4.80	5.44	0.30	0.90	0.50	1.20	0.50	0.90
R2920-200-24-R	2	6.73	7.98	4.80	5.44	0.20	0.80	0.50	1.20	0.50	0.90
R2920-250	1	6.73	7.98	4.80	5.44	0.30	0.90	0.35	-	-	-
R2920-250-R	2	6.73	7.98	4.80	5.44	0.30	0.90	0.50	1.20	0.50	0.90
R2920-260	1	6.73	7.98	4.80	5.44	0.30	0.90	0.35	-	-	-
R2920-260-R	2	6.73	7.98	4.80	5.44	0.30	0.90	0.50	1.20	0.50	0.90
R2920-260-24-R	2	6.73	7.98	4.80	5.44	0.65	1.15	0.50	1.20	0.50	0.90
R2920-300	1	6.73	7.98	4.80	5.44	0.40	0.90	0.35	-	-	-
R2920-300-R	2	6.73	7.98	4.80	5.44	0.40	0.90	0.50	1.20	0.50	0.90
R2920-300-15-R	2	6.73	7.98	4.80	5.44	0.65	1.15	0.50	1.20	0.50	0.90

Note: All specifications subject to change without notice.

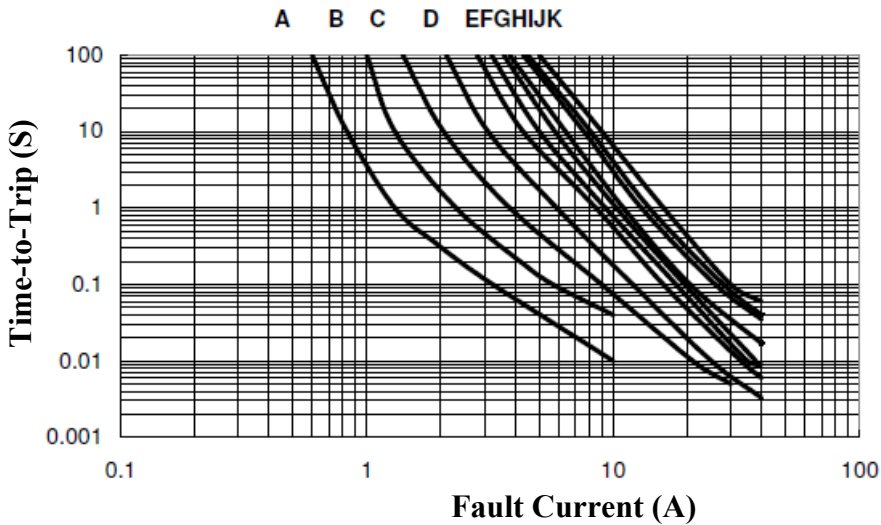
**Type R2920
Resettable Fuse (PTC's)
Surface Mount**



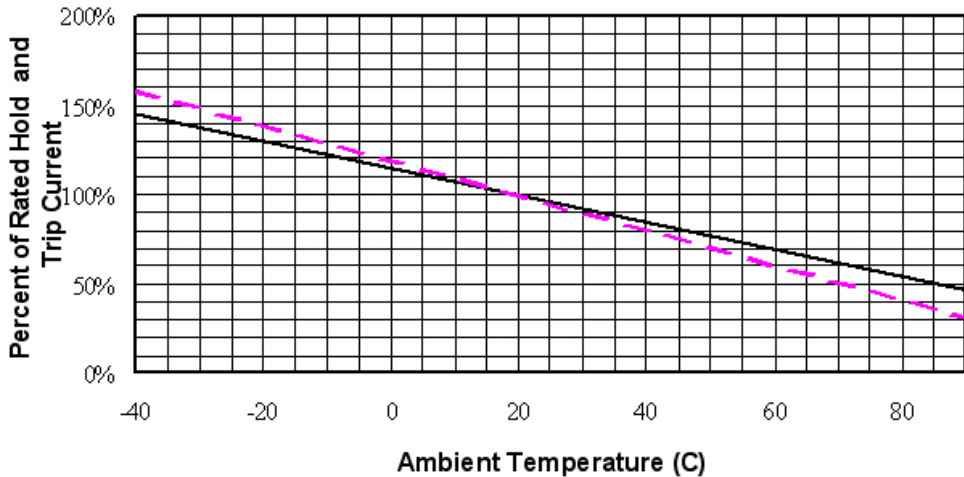
www.optifuse.com (619) 593-5050

Typical Time-To-Trip at 23°C

- A = R2920-030's**
- B = R2920-050's**
- C = R2920-075's**
- D = R2920-100's**
- E = R2920-125's**
- F = R2920-150's**
- G = R2920-185's**
- H = R2920-200's**
- I = R2920-250's**
- J = R2920-260's**
- K = R2920-300's**



Thermal Derating Curve



- A = R2920-125 ~ R2920-300-R**
- B = R2920-030 ~ R2920-100-R**

Note: All specifications subject to change without notice.

Type R2920

Resettable Fuse (PTC's)

Surface Mount



www.optifuse.com (619) 593-5050

Profile Features	Pb-Free Assembly
Average Ramp-Up Rate (T_{smax} to T_p)	3 °C/second max.
Preheat: Temperature Min (T _{smin}) Temperature Max (T _{smax}) Time (T _{smin} to T _{smax})	150 °C 200 °C 60-180 seconds
Time maintained above: Temperature (T _L) Time (t _L)	217 °C 60-150 seconds
Peak/Classification Temperature (T_p):	260 °C
Time within 5 °C of actual Peak: Temperature (t _p)	20-40 seconds
Ramp-Down Rate:	6 °C/second max.
Time 25 °C to Peak Temperature:	8 minute max.

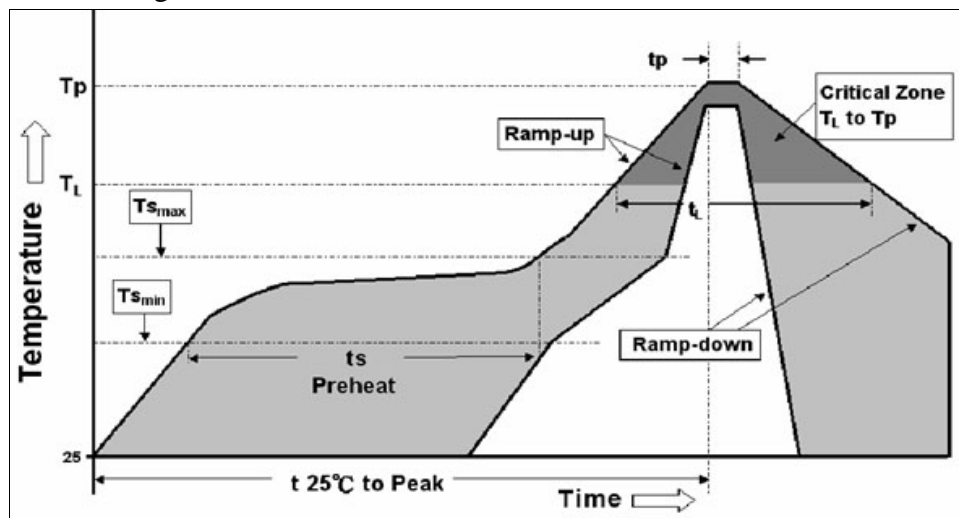
Solder reflow

* Due to “Lead Free” nature, Temperature and Dwelling time for the soldering zone is higher than those for Regular. This may cause damage to other components.

1. Recommended maximum paste thickness > 0.25mm.
2. Devices can be cleaned using standard industry methods and aqueous solvents.
3. Rework use standard industry practices.
4. Storage Environment: < 30°C / 60%RH

Caution:

1. If reflow temperatures exceed the recommended profile, devices may not meet the performance requirements.
2. Devices are not designed to be wave soldered to the bottom side of the board.



Type R2920

Resettable Fuse (PTC's)

Surface Mount



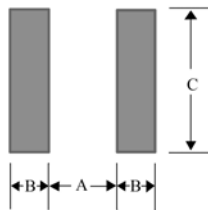
www.optifuse.com (619) 593-5050

Standard Package

Part Numbers	Tape/Reel
R2920-030 ~ R2920-100-R	2.0K
R2920-100-60-R	1.5K
R2920-125 ~ R2920-300-15-R	2.0K

Pad Layouts – Solder Reflow and Rework Recommendations

The dimensions in the table below provide the recommended pad layout for each R2920 device.



Pad Dimensions (millimeters)
A – Nominal – 5.1 mm
B – Nominal – 2.3 mm
C – Nominal – 5.6 mm

Warning:



-Operation beyond the specified maximum ratings or improper use may result in damage and possible electrical arcing and/or flame.
 -PPTC device are intended for occasional overcurrent protection. Application for repeated overcurrent condition and/or prolonged trip are not anticipated.
 -Avoid contact of PPTC device with chemical solvent. Prolonged contact will damage the device performance.

X-ON Electronics

Largest Supplier of Electrical and Electronic Components

Click to view similar products for [Surface Mount Fuses](#) category:

Click to view products by [Optifuse](#) manufacturer:

Other Similar products are found below :

[FHC20402ADTP](#) [NFVC6125S0R50TRF](#) [SFT-125MA](#) [TF16SN2.00TTD](#) [TR/3216LR-500MA](#) [CCP2B20TTE](#) [FCC16501ABTP](#)
[FHC16322ADTP](#) [0308.250UR](#) [0308.375UR](#) [0308.500UR](#) [FCC16202ABTP](#) [03081.25UR](#) [F0603G0R03FNTR](#) [SKY87604-12](#) [SKY87604-11](#)
[SKY87604-13](#) [3404.0110.22](#) [0603TD-4A](#) [R451003.L](#) [R451.500L](#) [R451001.L](#) [3-103-119](#) [3-103-123](#) [3-103-127](#) [0154002.DRL](#) [0154008.DRL](#)
[0154.500DRL](#) [189140.1,25](#) [189140.0,8](#) [189140.0,4](#) [189140.0,63](#) [0435.250KRHFS](#) [0468003.WR](#) [0494001.NRHF](#) [0494002.NRHF](#)
[0494003.NRHF](#) [049402.5NRHF](#) [049403.5NRHF](#) [0494.250NRHF](#) [0494.375NRHF](#) [0494.500NRHF](#) [CF06V3T1R60](#) [CF06V3T2R50](#)
[06H1300D](#) [JFC0603-1200FS](#) [CF06V5TR50](#) [CP06V3T2R0](#) [06F-0200L1](#) [06F-0500L1](#)