

Type RS16

Resettable Fuse (PTC's)

Radial Leaded



www.optifuse.com

(619) 593-5050

Application:

Wide variety of electronic equipment

Product Features:

Very high hold current, Solid State

Radial-leaded product ideal for up to 16Vdc

Operation Current: 2.5A~14.0A

Maximum Voltage: 16V

Temperature Range: -40°C to 85°C

Agency Standards and Listings:



Electrical Characteristics (23°C)

Part Number	Hold Current	Trip Current	Max. Time To Trip	Maximum Current	Rated Voltage	Typical Power	Resistance Tolerance	
	I_H, A	I_T, A	at $5xI_H, S$	I_{MAX}, A	V_{MAX}, Vdc	Pd, W	R_{MIN}, Ω	$R1_{MAX}, \Omega$
RS16-250	2.5	4.7	5.0	100	16	1.0	0.022	0.053
RS16-300	3.0	5.1	2.0	100	16	2.3	0.034	0.105
RS16-400	4.0	6.8	3.5	100	16	2.4	0.020	0.063
RS16-500	5.0	8.5	3.6	100	16	2.6	0.014	0.044
RS16-600	6.0	10.2	5.8	100	16	2.8	0.009	0.033
RS16-700	7.0	11.9	8.0	100	16	3.0	0.006	0.021
RS16-800	8.0	13.6	9.0	100	16	3.0	0.005	0.018
RS16-900	9.0	15.3	12.0	100	16	3.3	0.004	0.015
RS16-1000	10.0	17.0	12.5	100	16	3.3	0.003	0.012
RS16-1100	11.0	18.7	13.5	100	16	3.7	0.003	0.010
RS16-1200	12.0	20.4	16.0	100	16	4.2	0.002	0.009
RS16-1400	14.0	23.8	20.0	100	16	4.6	0.002	0.008

I_H = **Hold Current** – Maximum current at which the device will not trip at 23°C still air.

I_T = **Trip Current** – Minimum current at which the device will always trip at 23°C still air.

V_{MAX} = Maximum voltage device can withstand without damage at it's rated current.

I_{MAX} = Maximum fault current device can withstand without damage at rated voltage (V max).

Pd = Maximum power dissipated from device when in the tripped state in 23°C still air environment.

R_{MIN} = Minimum device resistance at 23°C.

$R1_{MAX}$ = Maximum device resistance at 23°C, 1 hour after tripping.

Note: All specifications subject to change without notice.

Rev B 09/2015 - Page: 1/4
Code:F01-01W

Type RS16 Resettable Fuse (PTC's) Radial Leaded

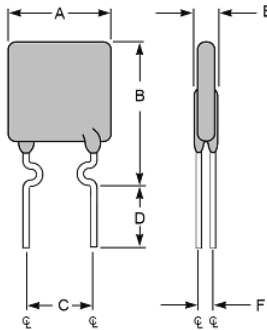


www.optifuse.com (619) 593-5050

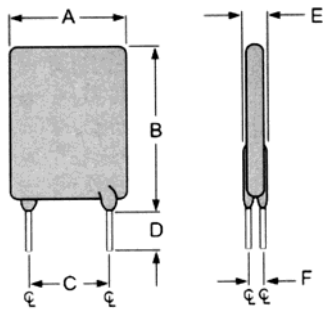
Physical Specifications:

- Lead Material:** Tin plated copper, 24AWG, 20 AWG, 18 AWG.
- Soldering Characteristics:** MIL-STD-202, method 208E.
- Insulating Coating:** Flame retardant epoxy, meet UL-94V-0 requirement.

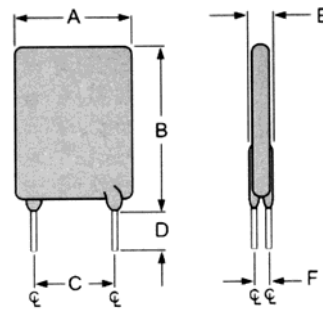
RS16 Product Dimensions (millimeters)



RS16-250
Lead Size: 24AWG,
0.51 mm Diameter



RS16-300 ~ RS16-1100
Lead Size: 20AWG,
0.81 mm Diameter



RS16-1200 ~ RS16-1400
Lead Size: 18AWG,
1.0 mm Diameter

Part Number	A	B	C	D	E	F
	Maximum	Maximum	Typical	Minimum	Maximum	Typical
RS16-250	8.9	12.8	5.1	7.6	3.0	1.2
RS16-300	7.1	11.0	5.1	7.6	3.0	1.2
RS16-400	8.9	12.8	5.1	7.6	3.0	1.2
RS16-500	10.4	14.3	5.1	7.6	3.0	1.2
RS16-600	10.7	17.1	5.1	7.6	3.0	1.2
RS16-700	11.2	19.7	5.1	7.6	3.0	1.2
RS16-800	12.7	20.9	5.1	7.6	3.0	1.2
RS16-900	14.0	21.7	5.1	7.6	3.0	1.2
RS16-1000	16.5	24.1	5.1	7.6	3.0	1.2
RS16-1100	17.5	26.0	5.1	7.6	3.0	1.2
RS16-1200	17.5	28.0	10.2	7.6	3.0	1.4
RS16-1400	27.9	27.9	10.2	7.6	3.0	1.4

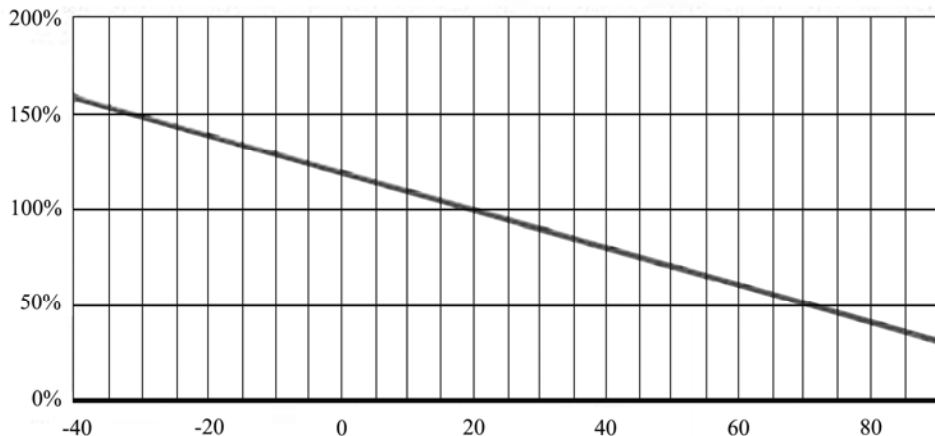
Note: All specifications subject to change without notice.

**Type RS16
Resettable Fuse (PTC's)
Radial Leaded**




www.optifuse.com (619) 593-5050

Thermal Derating Curve – RS16 Series



Typical Time-To-Trip at 23°C

- A = RS16-250
- B = RS16-300
- C = RS16-400
- D = RS16-500
- E = RS16-600
- F = RS16-700
- G = RS16-800
- H = RS16-900
- I = RS16-1000
- J = RS16-1100
- K = RS16-1200
- L = RS16-1400



Note: All specifications subject to change without notice.

Type RS16

Resettable Fuse (PTC's)

Radial Leaded



www.optifuse.com (619) 593-5050

Standard Package

Part Number	Pcs/Bag	Reel/Tape
RS16-250	500	2.5K
RS16-300	500	2.5K
RS16-400	300	2.5K
RS16-500	300	2.5K
RS16-600	300	2.5K
RS16-700	200	1.5K
RS16-800	200	---
RS16-900	200	---
RS16-1000	100	---
RS16-1100	100	---
RS16-1200	100	---
RS16-1400	100	---

Warning:



-Operation beyond the specified maximum ratings or improper use may result in damage and possible electrical arcing and/or flame.
-PPTC device are intended for occasional overcurrent protection. Application for repeated overcurrent condition and/or prolonged trip are not anticipated.
-Avoid contact of PPTC device with chemical solvent. Prolonged contact will damage the device performance.

Note: All specifications subject to change without notice.

Rev B 09/2015 - Page: 4/4
Code:F01-01W

X-ON Electronics

Largest Supplier of Electrical and Electronic Components

Click to view similar products for [Optifuse](#) manufacturer:

Other Similar products are found below :

[ACB-12-V-30A](#) [ACB-12-V-50A](#) [ACBP4-PM-5A](#) [ANM-2A](#) [ANM-3A](#) [ANM58-1A](#) [ANR58-UL-10A](#) [ANR58-UL-20A](#) [ANR58-UL-2A](#)
[ANR58-UL-30A](#) [ANR58-UL-3A](#) [ANR58-UL-5A](#) [ANR80-UL-40A](#) [ANR80-UL-5A](#) [APM-35A](#) [APM-5A](#) [APR-10A](#) [APR-1A](#) [APR-20A](#)
[APR-25A](#) [APR-2A](#) [APR-30A](#) [APR-3A](#) [APR-4A](#) [APR58-UL-10A](#) [APR58-UL-15A](#) [APR58-UL-1A](#) [APR58-UL-30A](#) [APR58-UL-40A](#) [APR-](#)
[7.5A](#) [APX-100A](#) [BLC-05-GTA](#) [BLC-09-GT](#) [BLC-20A](#) [BLC-20C](#) [BLM-304](#) [BLR-304](#) [BLR-306](#) [BLR-504](#) [BLR-I-301](#) [BLR-I-504](#)
[CBW28-1A](#) [CBW28-2A](#) [CBW57-EL4-10A](#) [CBW57-EL4-5A](#) [CBW57-ES-10A-5H](#) [CBW57-ES-3A](#) [CBW57-ES-5A](#) [CBW57-HS-15A-5X](#)
[CBW57-PB-10A-5X](#)