

Type RS30

Resettable Fuse (PTC's)

Radial Leaded



www.optifuse.com

(619) 593-5050

Application:

Wide variety of electronic equipment

Product Features:

Low resistance, High hold current, Solid State

Radial-leaded product ideal for up to 30V

Operation Current: 900mA~9A

Maximum Voltage: 30V

Temperature Range: -40°C to 85 °C

Agency Standards and Listings:



Electrical Characteristics (23°C)

Part Number	Hold Current	Trip Current	Max. Time To Trip	Maximum Current	Rated Voltage	Typical Power	Resistance Tolerance	
	I_H, A	I_T, A	at $5xI_H, S$	I_{MAX}, A	V_{MAX}, V_{dc}	P_d, W	R_{MIN}, Ω	$R1_{MAX}, \Omega$
RS30-090	0.90	1.80	5.9	100	30	0.6	0.070	0.22
RS30-110	1.1	2.20	6.6	100	30	0.7	0.050	0.17
RS30-135	1.35	2.70	7.3	100	30	0.8	0.040	0.13
RS30-160	1.60	3.20	8.0	100	30	0.9	0.030	0.11
RS30-185	1.85	3.70	8.7	100	30	1.0	0.030	0.09
RS30-250	2.50	5.00	10.3	100	30	1.2	0.020	0.07
RS30-300	3.00	6.00	10.8	100	30	2.0	0.020	0.08
RS30-400	4.00	8.00	12.7	100	30	2.5	0.010	0.05
RS30-500	5.00	10.00	14.5	100	30	3.0	0.010	0.05
RS30-600	6.00	12.00	16.0	100	30	3.5	0.005	0.04
RS30-700	7.00	14.00	17.5	100	30	3.8	0.005	0.03
RS30-800	8.00	16.00	18.8	100	30	4.0	0.005	0.02
RS30-900	9.00	18.00	20.0	100	30	4.2	0.005	0.02

I_H = **Hold Current** – Maximum current at which the device will not trip at 23°C still air.

I_T = **Trip Current** – Minimum current at which the device will always trip at 23°C still air.

V_{MAX} = Maximum voltage device can withstand without damage at it's rated current.

I_{MAX} = Maximum fault current device can withstand without damage at rated voltage (V max).

P_d = Maximum power dissipated from device when in the tripped state in 23°C still air environment.

R_{MIN} = Minimum device resistance at 23°C.

$R1_{MAX}$ = Maximum device resistance at 23°C, 1 hour after tripping.

Note: All specifications subject to change without notice.

Rev B 09/2015 - Page: 1/3
Code:F01-01W

Type RS30 Resettable Fuse (PTC's) Radial Leaded

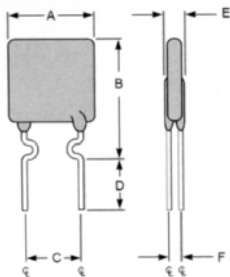


www.optifuse.com (619) 593-5050

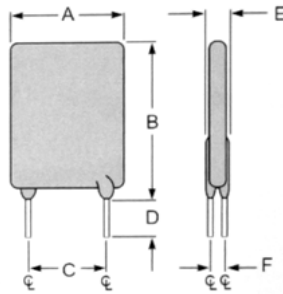
Physical Specifications:

Lead Material: RS30-090 ~ RS30-250: Tin plated copper, 24 AWG.
RS30-300 ~ RS30-900: Tin plated copper, 20 AWG.
Soldering Characteristics: MIL-STD-202, method 208E.
Insulating Coating: Flame retardant epoxy, meet UL-94V-0 requirement.

RS30 Product Dimensions (millimeters)



RS30-090 ~ RS30-250
Lead Size: 24AWG,
0.51 mm Diameter



RS30-300 ~ RS30-900
Lead Size: 20AWG,
0.81 mm Diameter

Part Number	A	B	C	D	E	F
	Maximum	Maximum	Typical	Minimum	Maximum	Typical
RS30-090	7.4	12.2	5.1	7.6	3.0	0.9
RS30-110	7.4	14.2	5.1	7.6	3.0	0.9
RS30-135	8.9	13.5	5.1	7.6	3.0	0.9
RS30-160	8.9	15.2	5.1	7.6	3.0	0.9
RS30-185	10.2	15.7	5.1	7.6	3.0	0.9
RS30-250	11.4	18.3	5.1	7.6	3.0	0.9
RS30-300	11.4	17.3	5.1	7.6	3.0	1.2
RS30-400	14.0	20.1	5.1	7.6	3.0	1.2
RS30-500	14.0	24.9	10.2	7.6	3.0	1.2
RS30-600	16.5	24.9	10.2	7.6	3.0	1.2
RS30-700	19.1	26.7	10.2	7.6	3.0	1.2
RS30-800	21.6	29.2	10.2	7.6	3.0	1.2
RS30-900	24.1	29.7	10.2	7.6	3.0	1.2

	<p>Warning:</p> <ul style="list-style-type: none"> -Operation beyond the specified maximum ratings or improper use may result in damage and possible electrical arcing and/or flame. -PPTC device are intended for occasional overcurrent protection. Application for repeated overcurrent condition and/or prolonged trip is not anticipated. -Avoid contact of PPTC device with chemical solvent. Prolonged contact will damage the device performance.
--	---

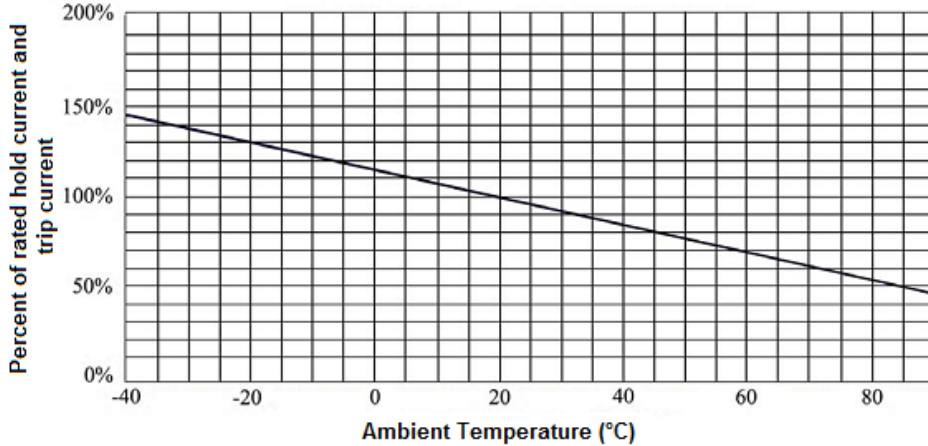
Note: All specifications subject to change without notice.

Type RS30 Resettable Fuse (PTC's) Radial Leaded



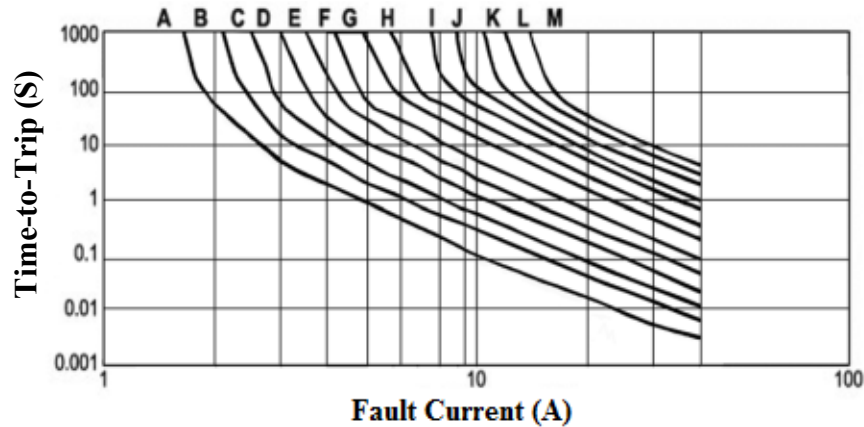
www.optifuse.com (619) 593-5050

Thermal Derating Curve – RS30 Series



Typical Time-To-Trip at 23°C

- A = RS30-090
- B = RS30-110
- C = RS30-135
- D = RS30-160
- E = RS30-185
- F = RS30-250
- G = RS30-300
- H = RS30-400
- I = RS30-500
- J = RS30-600
- K = RS30-700
- L = RS30-800
- M = RS30-900



Standard Package

Part Number	Pcs/Bag	Reel/Tape
RS30-090	500	3K
RS30-110	500	3K
RS30-135	300	3K
RS30-160	300	3K
RS30-185	300	3K
RS30-250	300	3K
RS30-300	200	1.5K

Part Number	Pcs/Bag	Reel/Tape
RS30-400	200	1.5K
RS30-500	200	---
RS30-600	100	---
RS30-700	100	---
RS30-800	100	---
RS30-900	100	---

Note: All specifications subject to change without notice.

X-ON Electronics

Largest Supplier of Electrical and Electronic Components

Click to view similar products for [Optifuse](#) manufacturer:

Other Similar products are found below :

[ACB-12-V-30A](#) [ACB-12-V-50A](#) [ACBP4-PM-5A](#) [ANM-2A](#) [ANM-3A](#) [ANM58-1A](#) [ANR58-UL-10A](#) [ANR58-UL-20A](#) [ANR58-UL-2A](#)
[ANR58-UL-30A](#) [ANR58-UL-3A](#) [ANR58-UL-5A](#) [ANR80-UL-40A](#) [ANR80-UL-5A](#) [APM-35A](#) [APM-5A](#) [APR-10A](#) [APR-1A](#) [APR-20A](#)
[APR-25A](#) [APR-2A](#) [APR-30A](#) [APR-3A](#) [APR-4A](#) [APR58-UL-10A](#) [APR58-UL-15A](#) [APR58-UL-1A](#) [APR58-UL-30A](#) [APR58-UL-40A](#) [APR-](#)
[7.5A](#) [APX-100A](#) [BLC-05-GTA](#) [BLC-09-GT](#) [BLC-20A](#) [BLC-20C](#) [BLM-304](#) [BLR-304](#) [BLR-306](#) [BLR-504](#) [BLR-I-301](#) [BLR-I-504](#)
[CBW28-1A](#) [CBW28-2A](#) [CBW57-EL4-10A](#) [CBW57-EL4-5A](#) [CBW57-ES-10A-5H](#) [CBW57-ES-3A](#) [CBW57-ES-5A](#) [CBW57-HS-15A-5X](#)
[CBW57-PB-10A-5X](#)