



Opto Plus LED Corp.
0.39" SMD Type LED Display
OPS-S3910SY | OPS-S3911SY

● **EDIT HISTORY**

Version A: Oct. 27, 2020

Preliminary Spec.



Opto Plus LED Corp.

0.39" SMD Type LED Display

OPS-S3910SY | OPS-S3911SY

● FEATURES

- 0.39 inch (10.0 mm) digit height.
- SMD type.
- Low current operation.
- RoHS Compliant, Pb Free.

● DESCRIPTION

The device are 0.39 inch (10.0mm) height single digit 7-segment displays.

The device is Opto Plus LED Corp standard LED Display.

This device utilizes Super Bright Yellow LED chip which are made from AlGaInP

On a transparent GaAs, substrate.

The device has face and segment option, please refer to **PRODUCT APPEARANCE**.

● DEVICE

PART NO.	DESCRIPTION
OPS-S3910SY-GW	Common Anode Gray face White segment
OPS-S3911SY-GW	Common Cathode Gray face White segment
OPS-S3910SY-BW	Common Anode Black face White segment
OPS-S3911SY-BW	Common Cathode Black face White segment

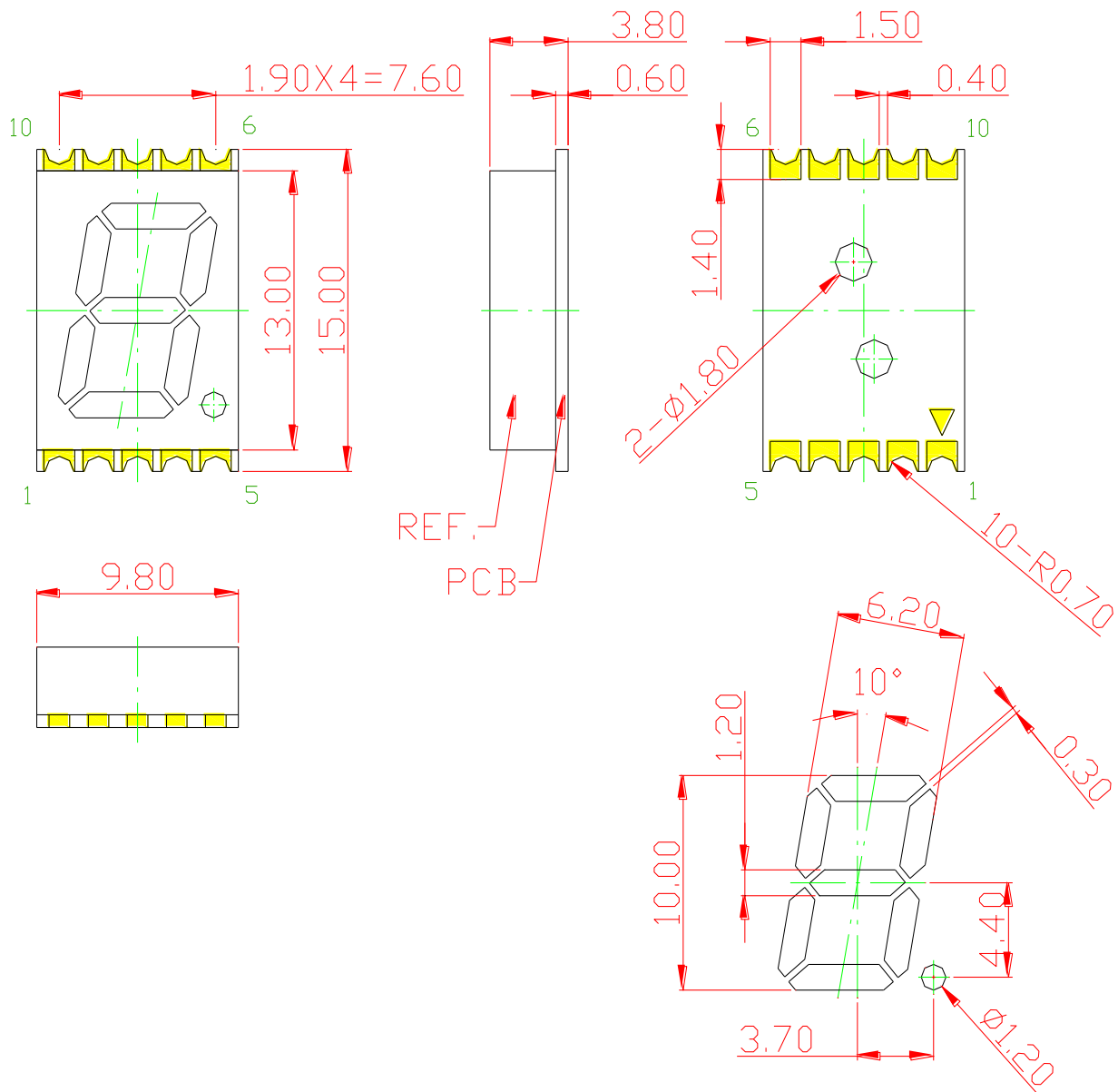
RoHS Compliance



Pb Free.



MECHANICAL DIMENSIONS

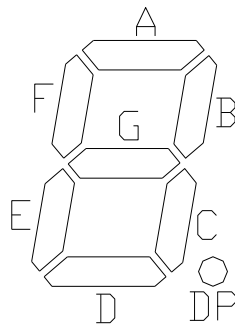



NOTES: All dimensions are in millimeters. Tolerances are ± 0.25 mm unless otherwise noted.

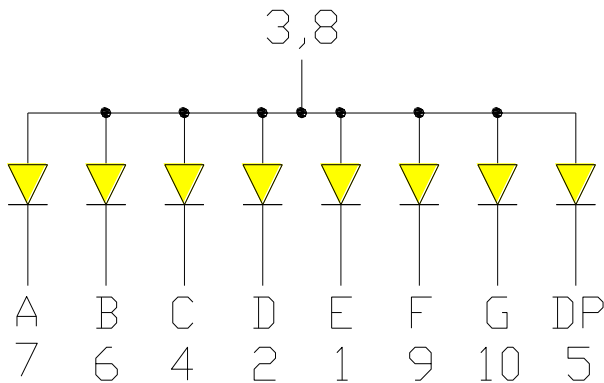
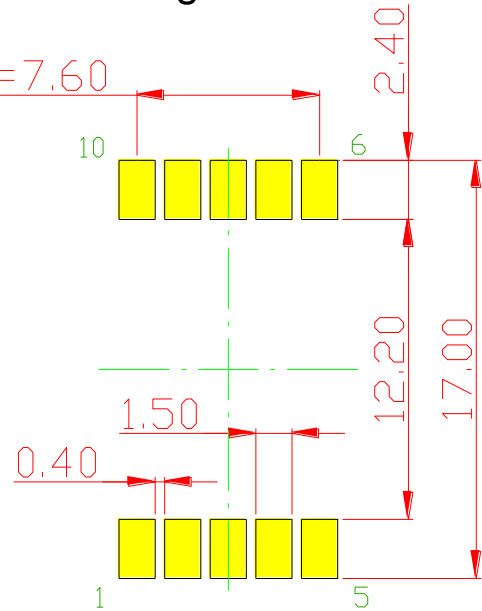
● TYPICAL INTERNAL EQUIVALENT CIRCUIT

Recommended Soldering Pattern

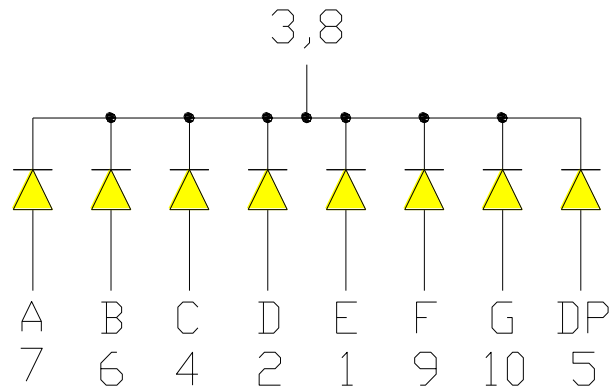
Turn On Color



$$1.90 \times 4 = 7.60$$



OPS-S3910SY
(Common Anode)



OPS-S3911SY
(Common Cathode)

※EMITTED COLOR : SUPER BRIGHT YELLOW



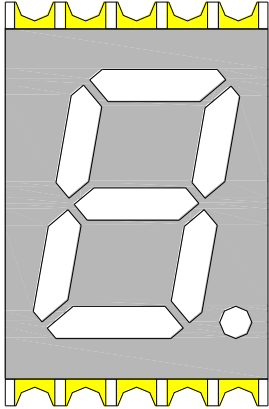

Opto Plus LED Corp.

0.39" SMD Type LED Display

OPS-S3910SY | OPS-S3911SY

● PRODUCT APPEARANCE

The most common reflector color and segment color are show in below diagram.

-GW	-BW
	
※ REFLECTOR COLOR: Gray ※ SEGMENT COLOR: White	※ REFLECTOR COLOR: Black ※ SEGMENT COLOR: White

Opto Plus can customize reflector and segment colors by customer's request. If you have these request please visit www.opledtw.com or contact sales@opledtw.com for more **Standard Product Customization** information.

Part NO. related to reflector and segment colors show as table below.

PART NO.	DESCRIPTION
OPS-S3910SY-GW	Common Anode Gray face White segment
OPS-S3911SY-GW	Common Cathode Gray face White segment
OPS-S3910SY-BW	Common Anode Black face White segment
OPS-S3911SY-BW	Common Cathode Black face White segment



Opto Plus LED Corp.

0.39" SMD Type LED Display

OPS-S3910SY | OPS-S3911SY

● **SY: SUPER BRIGHT YELLOW (AlGaInP/GaAs)**

ABSOLUTE MAXIMUM RATING AT Ta=25°C

Parameter	Symbol	Maximum Rating	Unit
Power dissipation	P _{AD}	48	mW
Continuous forward current	I _{AF}	20	mA
Peak current (duty cycle 1/10, 1kHz)	I _{PF}	40	mA
Reverse voltage	V _R	5	V
Operating temperature	T _{OPR}	-40 to +105	°C
Storage temperature	T _{STG}	-40 to +105	°C

ELECTRICAL - OPTICAL CHARACTERISTICS AT Ta=25°C

Characteristic	Symbol	Condition	Min.	Type.	Max.	Unit
Forward Voltage, (Per Dice)	V _F	I _F =20mA	-	2.1	2.4	V
Reverse Current, (Per Dice)	I _R	V _R =5V	-	-	10	μA
Peak Wavelength	λ _P	I _F =20mA	-	593	-	nm
Dominant Wavelength	λ _D	I _F =20mA	585	-	595	nm
Luminous Intensity	I _v	I _F =20mA	25	47.5	70	mcd
Spectral Line Half-Bandwidth	Δλ	I _F =20mA	-	20	-	nm



Opto Plus LED Corp.
0.39” SMD Type LED Display
OPS-S3910SY | OPS-S3911SY

● **SY: BIN GRADE (Unit : mcd) 20mA**

Super Bright Yellow	M	N	O
	25.0 - 40.0	40.1 – 55.0	55.1 - 70.0

● **SY: HUE GRADE (λ_D : nm)**

1	2	3
585.0 – 588.0	588.1 – 592.0	592.1 – 595.0

● **AVAILABLE BIN / HUE TABLE**

M1	M2	M3
N1	N2	N3
O1	O2	O3



Opto Plus LED Corp.

0.39" SMD Type LED Display

OPS-S3910SY | OPS-S3911SY

● SY: SUPER BRIGHT YELLOW (AlGaInP/GaAs) CURVE

Typical Electro-optical Characteristic Curves
(25 °C Free Air Temperature Unless Otherwise Specified)

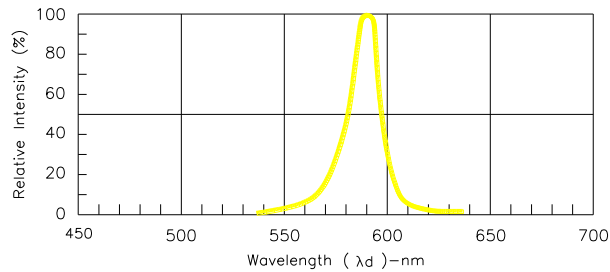


Fig.1-Relative Intensity VS. Wavelength

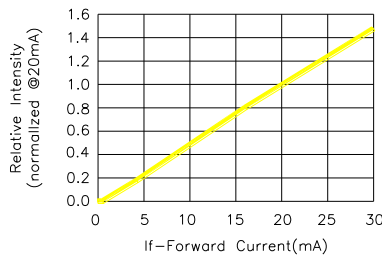


Fig.2-Relative Luminous Intensity vs. Forward Current

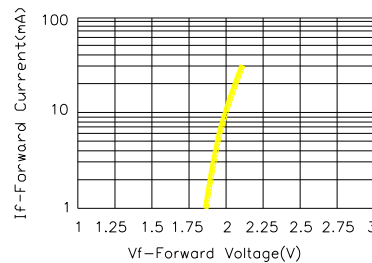


Fig.3-Forward Current vs. Forward Voltage

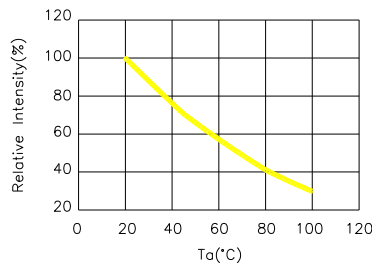


Fig.4-Relative Intensity(@20mA) vs. Ambient Temperature

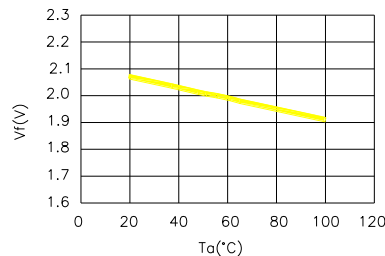


Fig.5-Forward Voltage(@20mA) vs. Ambient Temperature

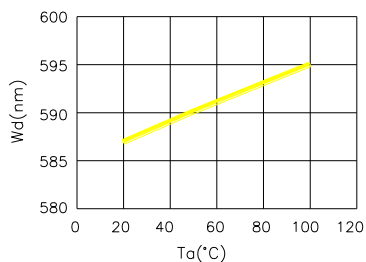


Fig.6-Dominant Wavelength(@20mA) VS. Ambient Temperature

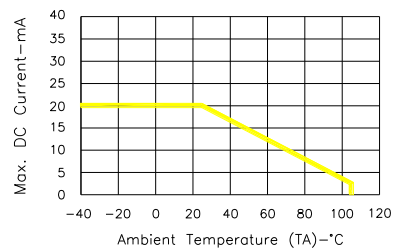
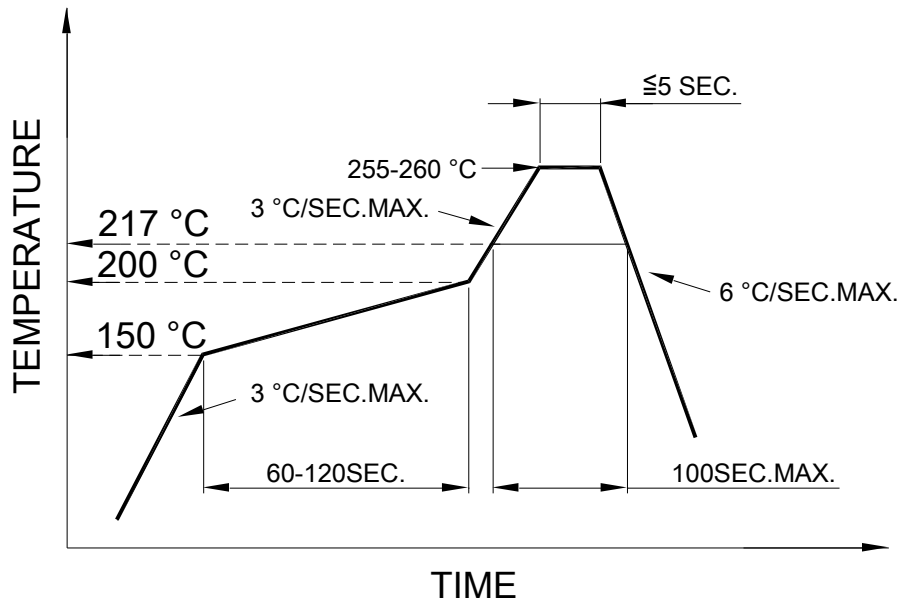


Fig.7-Max. Allowable DC Current VS. Ambient Temperature

● **SMT REFLOW SOLDERING INSTRUCTIONS**

SMT Soldering Profile
 Pb free reflow soldering Profile



- We recommend the reflow temperature 245°C (+/- 5°C).
 The maximum soldering temperature should be limited to 260°C.
- Number of reflow process shall be 2 times or less.

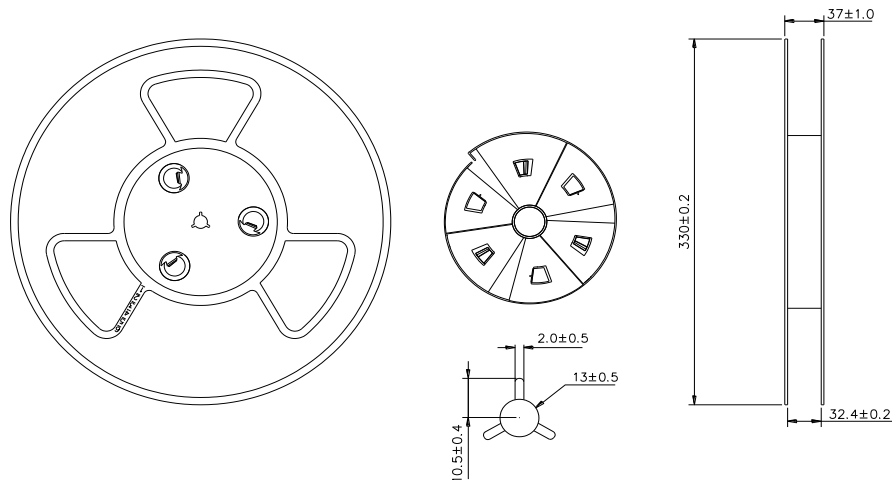
● **SOLDERING IRON**

Basic spec is ≤ 4 sec when 260°C. If temperature is higher, time should be shorter (+10°C → 1 sec). Power dissipation of Iron should be smaller than 15W, and temperature should be controllable. Surface temperature of the device should be under 230°C.

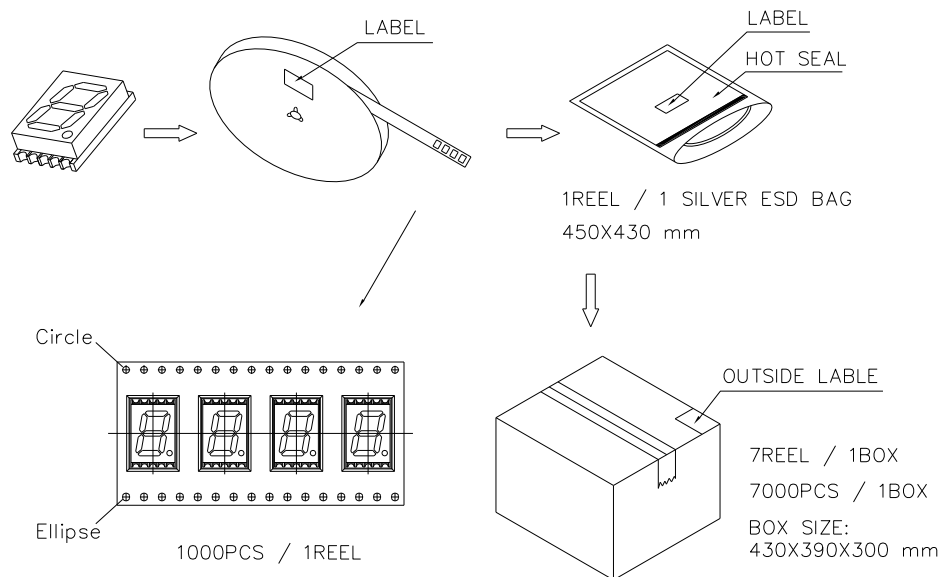
● **REWORK**

- Customer must finish rework within 3 sec. under 350°C.
- The head of soldering iron cannot touch copper foil.

● REEL DIMENSIONS



● PACKING & LABEL SPECIFICATIONS



● STORED CONDITION

In factory original sealed bag package

TEMPERATURE CONDITION	HUMIDITY CONDITION
5°C ~ 30°C	Below 60%RH

After opened and not in factory original sealed bag package

TEMPERATURE CONDITION	HUMIDITY CONDITION	STORAGE TIME
5°C ~ 30°C	Below 60%RH	Within 4 weeks (MSL as level 2a)

X-ON Electronics

Largest Supplier of Electrical and Electronic Components

Click to view similar products for [Opto Plus Led Corp](#) manufacturer:

Other Similar products are found below :

[OPD-D3010LB-BW](#) [OPD-D3011LE-BW](#) [OPD-D3011LR-BW](#) [OPD-D3910G-BW](#) [OPD-D3910LB-BW](#) [OPD-D3910LE-BW](#) [OPD-D3911LB-BW](#) [OPD-D3911LR-BW](#) [OPD-D5630G-BW](#) [OPD-D5630LA-BW](#) [OPD-D5630LB-BW](#) [OPD-D5630LE-BW](#) [OPD-D5630LR-BW](#) [OPD-D5630SR-BW](#) [OPD-D5630UPG-BW](#) [OPD-D5631LB-BW](#) [OPD-D5631LR-BW](#) [OPD-Q5620G-BW](#) [OPD-Q5620LA-BW](#) [OPD-Q5620LY-BW](#) [OPD-Q5620UPG-BW](#) [OPD-Q5620YG-BW](#) [OPD-Q5621LE-BW](#) [OPD-Q5621LY-BW](#) [OPD-S10020LB-BW](#) [OPD-S10020UPG-BW](#) [OPD-S10021UPG-BW](#) [OPD-S15012LB-BW](#) [OPD-S15012LR-BW](#) [OPD-S15012LY-BW](#) [OPD-S15012UPG-BW](#) [OPD-S15013LB-BW](#) [OPD-S15013LE-BW](#) [OPD-S15013LR-BW](#) [OPD-S15013YG-BW](#) [OPD-S23010LB-BW](#) [OPD-S23010LE-BW](#) [OPD-S23010LR-BW](#) [OPD-S23010UPG-BW](#) [OPD-S23011LE-BW](#) [OPD-S3010LA-BW](#) [OPD-S3010LB-BW](#) [OPD-S3010LE-BW](#) [OPD-S3010LR-BW](#) [OPD-S3010SR-BW](#) [OPD-S3010UPG-BW](#) [OPD-S3011G-BW](#) [OPD-S3011LA-BW](#) [OPD-S3011LB-BW](#) [OPD-S3011LE-BW](#)