

■ **Features**

- 0.56 Inch Single Digit Display
- Long lifetime operation
- IC compatible
- Low power dissipation
- Black surface & white segment or dot

■ **Applications**








- Counting device
- Clock

■ **Absolute Maximum Rating** (Ta=25°C)

Item	Symbol	Value		Unit
		RA/R/YG/Y	W/B/G	
DC Forward Current	I _F	20	20	mA
Pulse Forward Current#	I _{FP}	100	100	mA
Reverse Voltage	V _R	5	5	V
Power Dissipation	P _t	44	66	mW
Operating Temperature	Topr	-30 ~ +70		°C
Storage Temperature	Tstg	-40~ +85		°C
Lead Soldering Temperature(1.6mm from seating plane)	Tsol	260°C/5sec		°C

#Pulse width Max.10ms Duty ratio max 1/10

■ **Electrical -Optical Characteristics** (Ta=25°C)

Part Number	Color		V _F (V)			I _R (μA)	I _v (mcd)			λD(nm)			
			Min.	Typ.	Max.	Max.	Min.	Typ.	Max.	Min.	Typ.	Max.	
			I _F =20mA			V _R =5V	I _F =20mA						
OSL10564-IW(LW)	White	W	-	3.3	3.6	10	-	65	-	X=0.27 Y=0.28			
OSL10564-IB(LB)	Blue	B		-	3.3	3.6	10	-	50	-	460	470	475
OSL10564-IG(LG)	Pure Green	G		-	3.3	3.6	10	-	200	-	515	520	530
OSL10564-IYG(LYG)	Yellow Green	YG		-	2.2	2.6	10	-	20	-	565	571	575
OSL10564-IY(LY)	Yellow	Y		-	2.1	2.5	10	-	60	-	585	590	595
OSL10564-IO(LO)	Orange	O		-	2.1	2.5	10	-	70	-	600	605	610
OSL10564-IR(LR)	Red	R		-	2.1	2.5	10	-	26	-	625	630	650
OSL10564-IRA(LRA)	High Luminance Red	RA		-	2.1	2.5	10	-	100	-	620	625	630

*1 Tolerance of measurements of chromaticity coordinates is ±10%

*2 Tolerance of measurements of dominant wavelength is ±1nm

*3 Tolerance of measurements of luminous intensity is ±15%

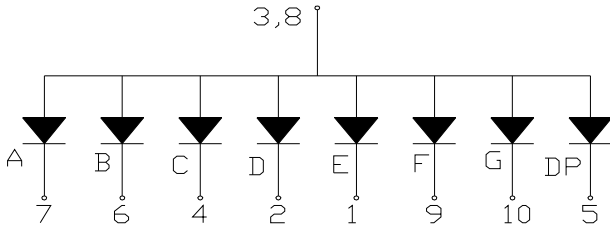
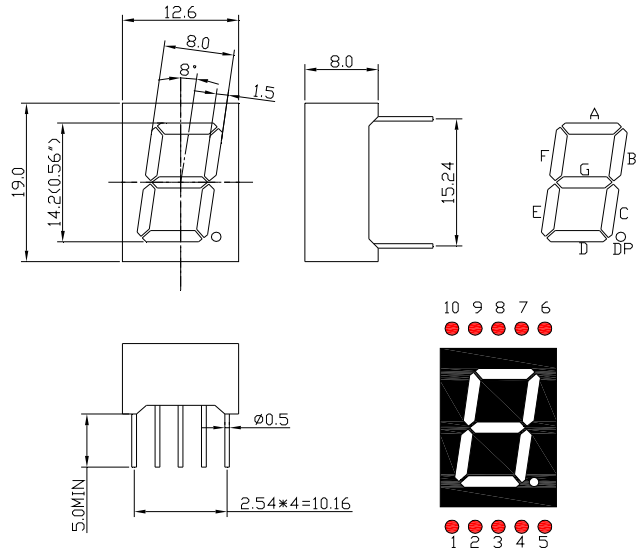
*4 Tolerance of measurements of forward voltage is ±0.1V

0.56 Inch Single Digit Display
OSL10564-IX (Common Anode type)
OSL10564-LX (Common Cathode type)

■ **Package Dimensions and Pin Function**

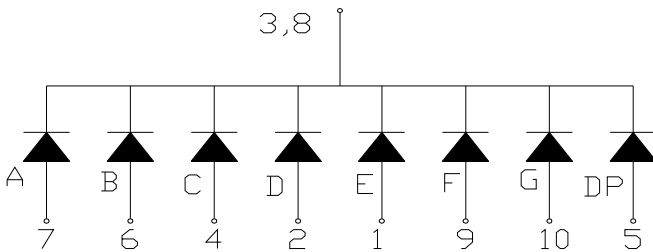
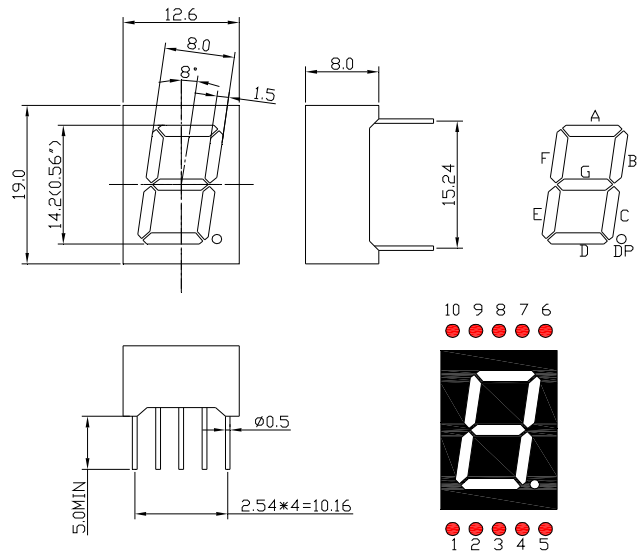
**OSL10564-IX
(Common Anode type)**

Note:
1, Unit : mm (Tolerance: ± 0.25 mm unless otherwise noted)
2, The slope angle of any PIN may be $\pm 5.0^\circ$ Max



**OSL10564-LX
(Common Cathode type)**

Note:
1, Unit : mm (Tolerance: ± 0.25 mm unless otherwise noted)
2, The slope angle of any PIN may be $\pm 5.0^\circ$ Max



X-ON Electronics

Largest Supplier of Electrical and Electronic Components

Click to view similar products for [Optosupply](#) manufacturer:

Other Similar products are found below :

[OECCDD01-300](#) [OEHW2030GF](#) [OEHW2045GF](#) [OEHW2060GF](#) [OEHW2090GF](#) [OKLEDT3050G5V](#) [OKLEDT3050RBV](#)
[OKLEDT3050RBW](#) [OKLEDT3050RPV](#) [OKLEDT3050RPW](#) [OKLEDT3050WAW](#) [OKLEDT30606A](#) [OKLEDT3100B5](#) [OKLEDT3100G8](#)
[OKLEDT3100M3](#) [OKLEDT3100M4](#) [OKLEDT3100R6](#) [OKLEDT3100W6](#) [OKLEDT3100Y5](#) [OKLEDT31203A](#) [OKLEDT31206A](#)
[OKLEDT5050B5W](#) [OKLEDT5050G5W](#) [OKLEDT5050RBV](#) [OKLEDT5050RBW](#) [OKLEDT5050RPW](#) [OKLEDT5050TAW](#)
[OKLEDT5050WAV](#) [OKLEDT50606A](#) [OKLEDT50606B](#) [OKLEDT5100B5](#) [OKLEDT5100G8](#) [OKLEDT5100M3](#) [OKLEDT5100R6](#)
[OKLEDT5100W6](#) [OKLEDT5100WA](#) [OKLEDT5100Y5](#) [OKLEDT51203A](#) [OKLEDT8050G5V](#) [OKLEDT8050G5W](#) [OKLEDT8050M3V](#)
[OKLEDT8050R5V](#) [OKLEDT8050RBV](#) [OKLEDT8050RPW](#) [OKLEDT8050WAW](#) [OPDK-G5DA8B31F](#) [OPDK-W5DK8B31F](#) [OPDK-](#)
[Y5CA8B31F](#) [OPDO-M5DK8B31F](#) [OS2MDK3131A](#)