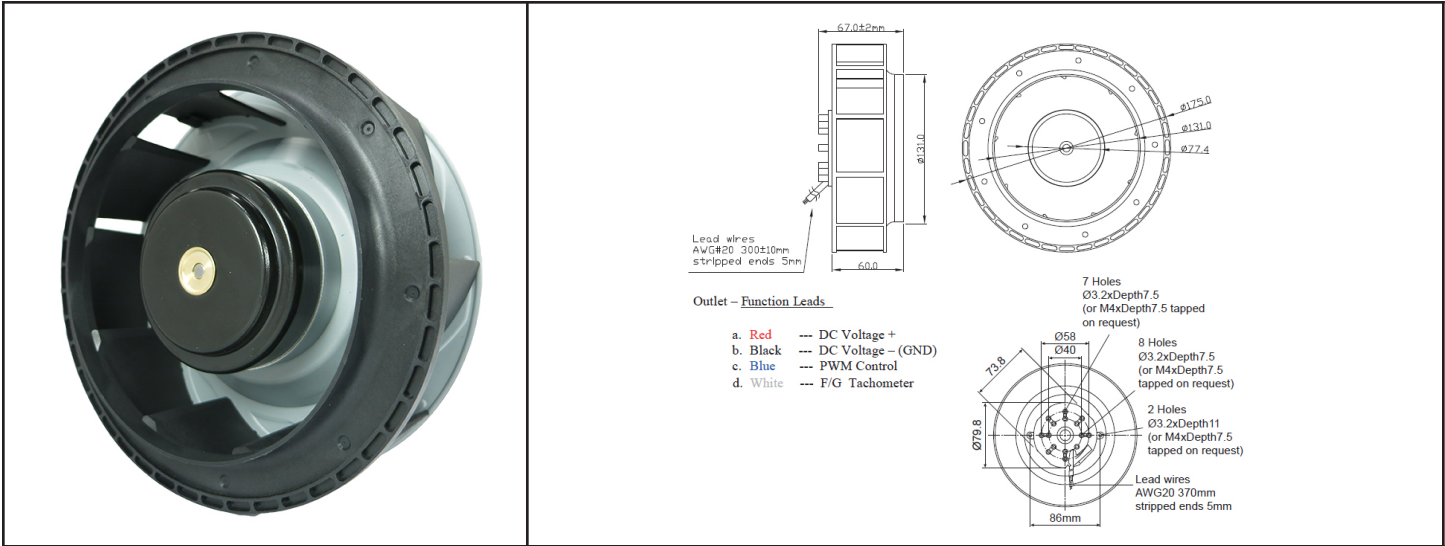


ODB17567-12HB10A

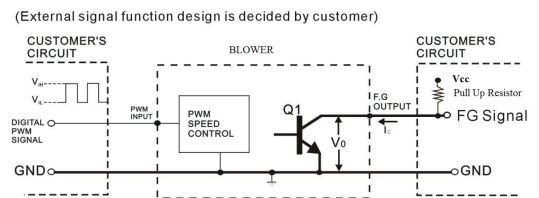


DC Motorized Impeller 12V 175x67mm (6.9"x2.6")



Frame & Impeller	Frame - Diecast aluminum Impeller - UL94V-0 Thermoplastic	Features: Signal Output: Tachometer Speed Control: PWM Weight: ~ 1030g (2.27 lbs)	
Conneccion	4 Lead wires *		
Motor	DC brushless, IC protected		
Bearing System	Dual ball bearing		
Insulation Resistance	Min. 10M at 500VDC		
Dielectric Strength	1 minute at 500 VAC, max leakage < 500 MicroAmp		
Temperature Range	-10C ~ +65C		
Storage Temperature	-40C ~ +80C	m0	
Life (L10)	-40,000 hours (40C)		

Part Number	ODB17567-12HB10A
Nominal Voltage	12VDC
Voltage Range	8 ~ 14 VDC
Nominal Current	4.2 A
Rated Power	50.4 W
Rated Speed (RPM)	3000
Airflow (CFM)	338
Noise Level (dB)	64
Max. Static Pressure	1.08" H ₂ O

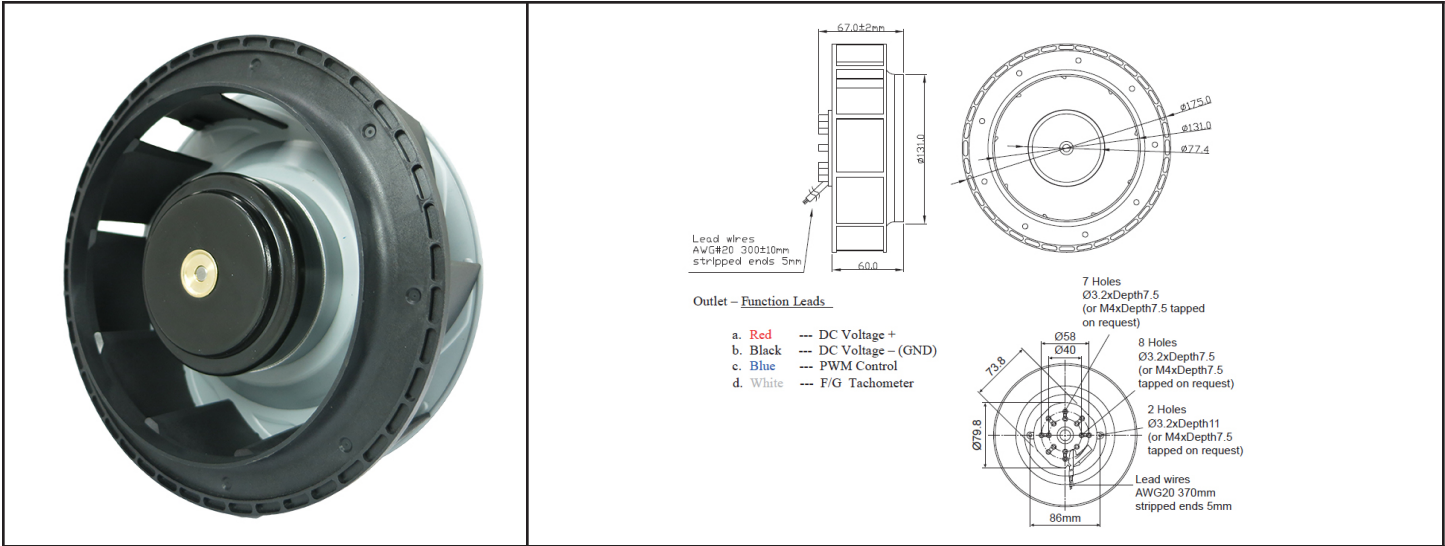


- * FG 2 pulses per revolution
 - * TRANSISTOR Q1 AT "ON" POSITION
COLLECTOR CURRENT: $I_c = 10\text{mA MAX}$
SATURATION VOLTAGE: $V_{ce} = 1\text{V MAX}$
 - * TRANSISTOR Q1 AT "OFF" POSITION
RELEASE VOLTAGE: $V_{on} = V_{cc\text{ Max}}$
 - * DIGITAL PWM SPEED CONTROL POSITION
PWM INPUT VOLTAGE HIGH: $V_{ih} > 2.6\text{V}$
PWM INPUT VOLTAGE LOW: $V_{il} < 0.5\text{V}$
 - * PWM INPUT FREQUENCY: $FPWM: 100\text{Hz} \sim 100\text{KHz}$
- Blower will run full speed at 100%, stop at 0%, full speed if PWM not connected

ODB17567-24HB10A



DC Motorized Impeller 24V 175x67mm (6.9"x2.6")



Outlet - **Function Leads**

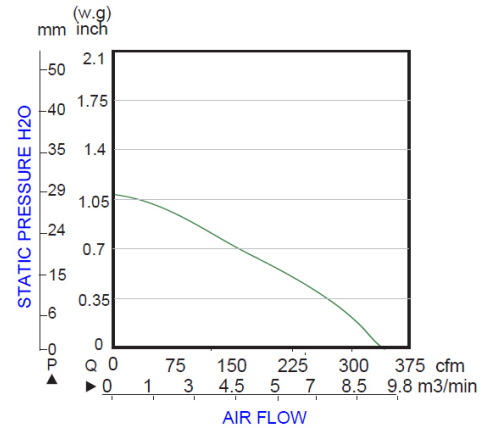
- a. Red --- DC Voltage +
- b. Black --- DC Voltage - (GND)
- c. Blue --- PWM Control
- d. White --- F/G Tachometer

Frame & Impeller	Frame - Diecast aluminum Impeller - UL94V-0 Thermoplastic
Connecion	4 Lead wires *
Motor	DC brushless, IC protected
Bearing System	Dual ball bearing
Insulation Resistance	Min. 10M at 500VDC
Dielectric Strength	1 minute at 500 VAC, max leakage < 500 MicroAmp
Temperature Range	-10C ~ +65C
Storage Temperature	-40C ~ +80C
Life (L10)	-40,000 hours (40C)

Features:
Signal Output: Tachometer
Speed Control: PWM

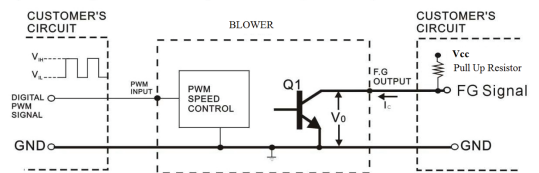
Weight: ~ 1030g (2.27 lbs)

m0



Part Number	ODB17567-24HB10A
Nominal Voltage	24VDC
Voltage Range	15 ~ 27.6 VDC
Nominal Current	2.1 A
Rated Power	50.4 W
Rated Speed (RPM)	3000
Airflow (CFM)	338
Noise Level (dB)	64
Max. Static Pressure	1.08" H ₂ O

(External signal function design is decided by customer)

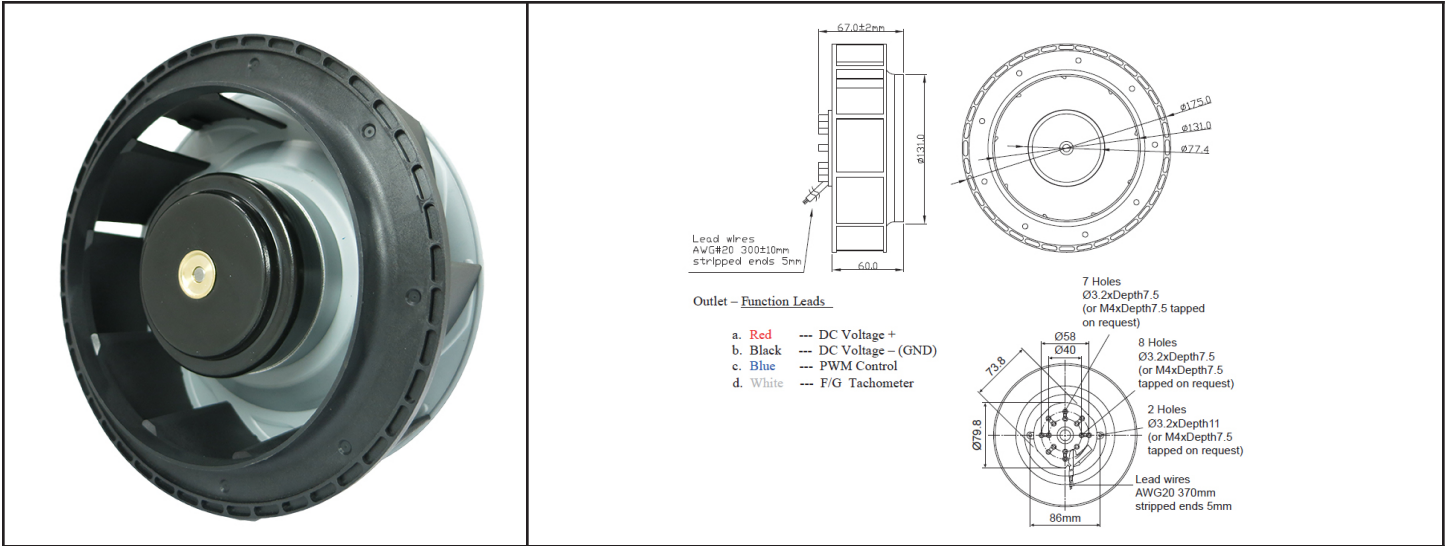


- * FG 2 pulses per revolution
 - * TRANSISTOR Q1 AT "ON" POSITION
COLLECTOR CURRENT..... I_c = 10mA MAX
SATURATION VOLTAGE..... V_{ce} = 1 V MAX
 - * TRANSISTOR Q1 AT "OFF" POSITION
RELEASE VOLTAGE..... V_{on} = V_{cc} Max
 - * DIGITAL PWM SPEED CONTROL POSITION
PWM INPUT VOLTAGE HIGH..... V_{ih} > 2.6V
PWM INPUT VOLTAGE LOW..... V_{il} < 0.5V
 - * PWM INPUT FREQUENCY..... FPWM: 100Hz~100KHz
- Blower will run full speed at 100%, stop at 0%, full speed if PWM not connected

ODB17567-48HB10A



DC Motorized Impeller 48V 175x67mm (6.9"x2.6")



Lead wires
AWG#20 300±10mm
stripped ends 5mm

Outlet - **Function Leads**

- a. Red --- DC Voltage +
- b. Black --- DC Voltage - (GND)
- c. Blue --- PWM Control
- d. White --- F/G Tachometer

7 Holes
Ø3.2xDepth7.5
(or M4xDepth7.5 tapped
on request)

8 Holes
Ø3.2xDepth7.5
(or M4xDepth7.5
tapped on request)

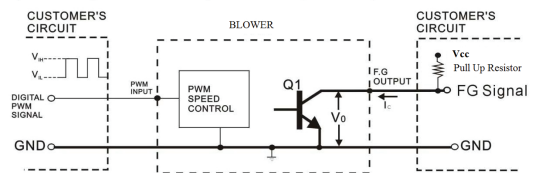
2 Holes
Ø3.2xDepth11
(or M4xDepth7.5
tapped on request)

Lead wires
AWG#20 370mm
stripped ends 5mm

Frame & Impeller	Frame - Diecast aluminum Impeller - UL94V-0 Thermoplastic	Features: Signal Output: Tachometer Speed Control: PWM Weight: ~ 1030g (2.27 lbs)	
Conneccion	4 Lead wires *		
Motor	DC brushless, IC protected		
Bearing System	Dual ball bearing		
Insulation Resistance	Min. 10M at 500VDC		
Dielectric Strength	1 minute at 500 VAC, max leakage < 500 MicroAmp		
Temperature Range	-10C ~ +65C		
Storage Temperature	-40C ~ +80C	m0	
Life (L10)	-40,000 hours (40C)		

Part Number	ODB17567-48HB10A
Nominal Voltage	48VDC
Voltage Range	22 ~ 54 VDC
Nominal Current	1.10 A
Rated Power	52.8 W
Rated Speed (RPM)	3000
Airflow (CFM)	338
Noise Level (dB)	64
Max. Static Pressure	1.08" H ₂ O

(External signal function design is decided by customer)



- * FG 2 pulses per revolution
 - * TRANSISTOR Q1 AT "ON" POSITION
COLLECTOR CURRENT..... $I_c = 10\text{mA MAX}$
SATURATION VOLTAGE..... $V_{ce} = 1\text{V MAX}$
 - * TRANSISTOR Q1 AT "OFF" POSITION
RELEASE VOLTAGE..... $V_{on} = V_{cc\text{ Max}}$
 - * DIGITAL PWM SPEED CONTROL POSITION
PWM INPUT VOLTAGE HIGH..... $V_{ih} > 2.6\text{V}$
PWM INPUT VOLTAGE LOW..... $V_{il} < 0.5\text{V}$
 - * PWM INPUT FREQUENCY..... $FPWM: 100\text{Hz} - 100\text{kHz}$
- Blower will run full speed at 100%, stop at 0%, full speed if PWM not connected

X-ON Electronics

Largest Supplier of Electrical and Electronic Components

Click to view similar products for [DC Fans](#) category:

Click to view products by [Orion](#) manufacturer:

Other Similar products are found below :

[614R](#) [6424/2HP-210](#) [8312R](#) [DV4118/2NP-183](#) [AFB0948HH-S687](#) [PFB0824DHE-8B72](#) [G2E085-AA05-10](#) [RD20S-4/210660](#) [4318/12T](#)
[4418HH](#) [AUB0912H-F00](#) [3412N/2ME](#) [K2E225-RA92-09](#) [4184N/2XR](#) [5214N2HH](#) [614J2HHPR-010](#) [8412NGL-12](#) [4114N/12HHR-297](#)
[4656](#) [ZWR-903](#) [4112N12GL-175](#) [KD2406PKB2.\(2\).GN](#) [AFB1248HHE](#) [AFB1212LE-F00](#) [FAN-SCH-1](#) [MF60151V1-1000U-G99](#)
[PF80252V1-1000U-G99](#) [PF92252V1-1000U-G99](#) [4112N/2H6P](#) [4114N/17-251](#) [6212NH](#) [622/2N](#) [712F-011](#) [8218J/2NP-181](#) [W1G180-AB47-](#)
[15](#) [FAA1-12038NBKW31-A](#) [6318N/2TDP](#) [6318N/2H3PU](#) [6318HU](#) [424JMU](#) [PMD1206PTVX-A.U.GN](#) [PF80251B2-000U-F99](#)
[EF40101BX-1000U-G99](#) [AD1224LB-A71GL](#) [9GA0924L4021](#) [9GA0924M4021](#) [9GA0924M4011](#) [9GA0824B20011](#) [9GA0812A2D0011](#)
[9GA0912M4D011](#) [9GA0924W4D01](#)