

ELEMENT 44/220...240/1050 S

ELEMENT S | Compact constant current LED driver – Non dimmable



Product family features

- Available with wattages up to 44 W
- Constant output current
- Integrated cable clamp for luminaire and independent installation
- Operated with Safety extra-low voltage (SELV): < 60 V
- Reversible overtemperature, overload, short-circuit and open-circuit protection

Product family benefits

- Compatible with LEDs with Chip-On-Board technology and discrete LEDs
- High efficiency
- Simple installation and wiring

Areas of application

- Spotlight and downlight installations for shops
- Recessed luminaires
- Suitable for luminaires of protection classes I and II
- Suitable for indoor SELV installations

Technical data

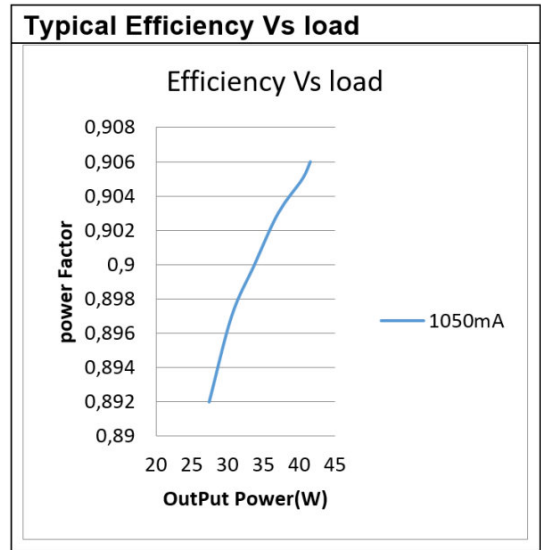
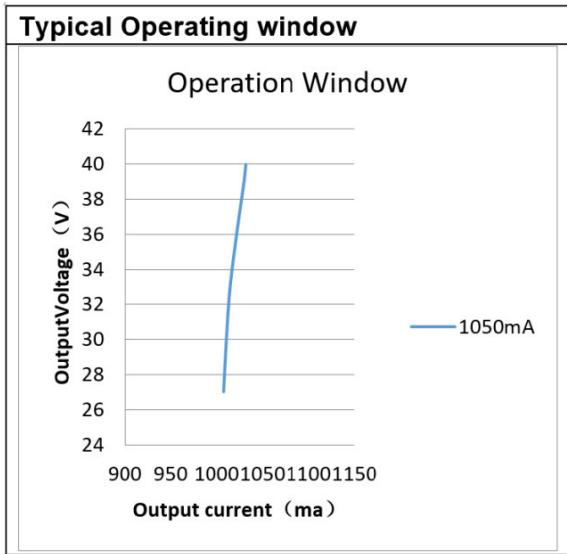
Electrical data

Nominal input voltage	220...240 V
Mains frequency	50...60 Hz
Input voltage AC	198...264 V
Total harmonic distortion	< 20 %
Power factor λ	0.95
Efficiency in full-load	90 % ¹⁾
Device power loss	5.7 W ²⁾
Protective conductor current	<0.7 mA
Inrush current	< 11 A ³⁾
Max. ECG no. on circuit breaker 10 A (B)	18
Max. ECG no. on circuit breaker 10 A (C)	-
Max. ECG no. on circuit breaker 16 A (B)	29
Max. ECG no. on circuit breaker 16 A (C)	-
Max. ECG no. on circuit breaker 25 A (B)	-
Surge capability (L/N-Ground)	2 kV
Surge capability (L-N)	1 kV
Nominal output voltage	30...42 V
U-OUT (working voltage)	60 V
Nominal output current	1050 mA
Output current tolerance	±7.5 %
Output ripple current (100 Hz)	< 30 %
Output PSTLM	≤1
Output SVM	≤0.8
Nominal output power	28.3...42 W
Maximum output power	42 W
Galvanic isolation	SELV
Current set	-

¹⁾ at 230 V, 50 Hz

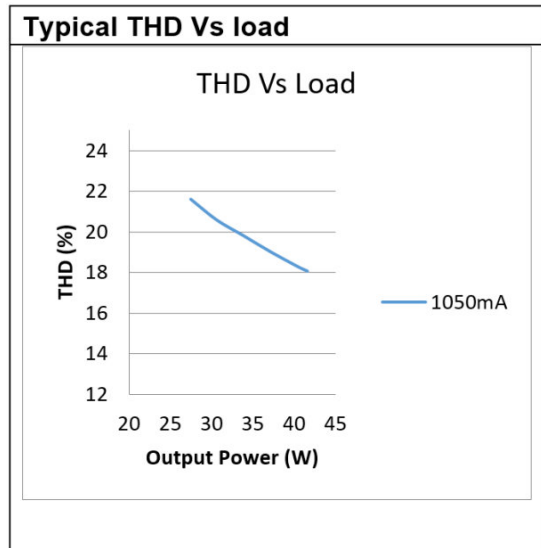
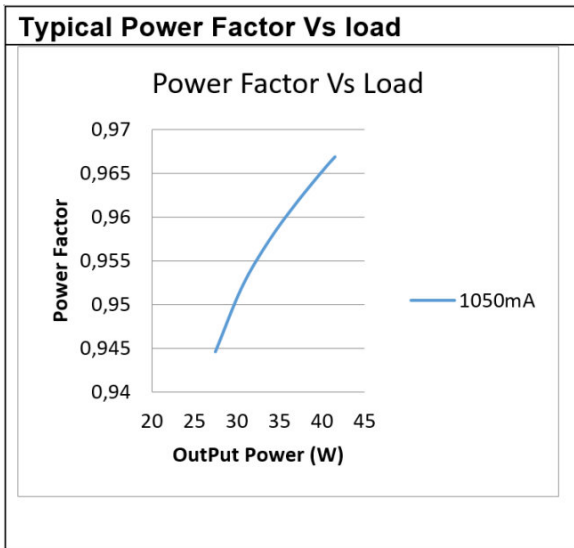
²⁾ At 230 V, Input power 46.6 W max.

³⁾ $t_{width} = 153 \mu s$ (measured at 50 % I_{peak})



ELEMENT 44220-2401050 S Operating Window

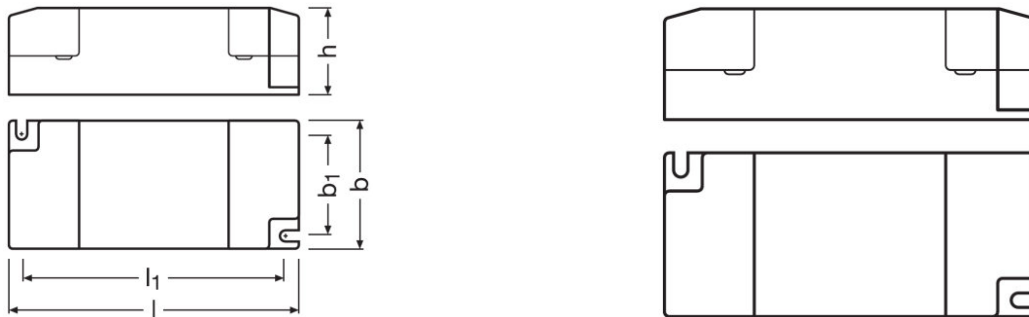
ELEMENT 44220-2401050 S Typical Efficiency vs. Load (230 V 50 Hz)



ELEMENT 44220-2401050 S Typical Power Factor vs. Load

ELEMENT 44220-2401050 S Typical THD Vs Load

Dimensions & weight



Mounting hole spacing, length	88.0 mm
Mounting hole spacing, width	34.0 mm
Product weight	88.00 g
Cable cross-section, input side	0.5...1.5 / 0.75...1.5 mm ^{2 1)}
Cable cross-section, output side	0.5...1.5 / 0.75...1.5 mm ^{2 1)}
Wire preparation length, input side	7...8 mm
Wire preparation length, output side	7...8 mm
Length	97.0 mm
Width	43.0 mm
Height	29.0 mm

¹⁾ Solid or flexible leads

Colors & materials

Casing material	Plastic
------------------------	---------

Temperatures & operating conditions

Ambient temperature range	-20...+50 °C
Maximum temperature at tc test point	85 °C ¹⁾
Max.housing temperature in case of fault	110 °C
Temperature range at storage	-40...+85 °C
Permitted rel. humidity during operation	5...95 % ²⁾

¹⁾ Measured on tc point indicated on the product label.

²⁾ Non-condensing

Lifespan

ECG lifetime	30000 / 50000 h ¹⁾
---------------------	-------------------------------

¹⁾ At maximum T_c = 85°C / 10% failure rate / At maximum T_c = 75°C / 10% failure rate

Additional product data

Successor EAN	4062172167611
Predecessor EAN	4052899947122

Capabilities

Dimmable	No
Overheating protection	Automatic reversible
Overload protection	Automatic reversible
Short-circuit protection	Automatic reversible
No-load proof	Yes
Intended for no-load operation	No
Max. cable length to lamp/LED module	2.0 m ¹⁾
Suitable for fixtures with prot. class	I / II
Type of connection, input side	Push terminal
Type of connection, output side	Push terminal
Suitable for through-wiring	No
Number of channels	1

¹⁾ Output wires must be routed as close as possible to each other

Certificates & standards

Approval marks – approval	ENEC 05 / CCC / RCM / CE
Standards	Acc. to IEC 61347-1/Acc. to IEC 61347-2-13/Acc. to IEC 62384/Acc. to IEC 61000-3-2/Acc. to IEC 61547/Acc. to IEC 61000-3-3
Type of protection	IP20
Protection class	II

Logistical data







Commodity code	850440829000
----------------	--------------

Environmental information

Information according Art. 33 of EU Regulation (EC) 1907/2006 (REACH)	
Date of Declaration	14-04-2022
Primary Article Identifier	4052899553057
Candidate List Substance 1	Lead
CAS No. of substance 1	7439-92-1
Safe Use Instruction	The identification of the Candidate List substance is sufficient to allow safe use of the article.
Declaration No. in SCIP database	e10a781e-3beb-4dc3-b862-bfa2242fdcf0

Product datasheet

Download Data

File	
	User instruction ELEMENT LED Power Supply
	Declarations of conformity ELEMENT S UK DoC 4281075 230322
	Declarations of conformity ELEMENT S CE 3754517 230322
	CAD data Element S 33_44 IGS 120220
	CAD data Element S 33_44 STEP 120220
	CAD data 3-dim Element S 33_44 CAD3PDF 120220

Ecodesign regulation information:

Intended for use with LED modules.

The forward voltage of the LED light source shall be within the defined operating window of the control gear in all operating conditions including dimming if applicable.

- Separate control gear and light sources must be disposed of at certified disposal companies in accordance with Directive 2012/19/EU (WEEE) in the EU and with Waste Electrical and Electronic Equipment (WEEE) Regulations 2013 in the UK. For this purpose, collection points for recycling centres and take-back systems (CRSO) are available from retailers or private disposal companies, which accept separate control gear and light sources free of charge. In this way, raw materials are conserved and materials are recycled.

Logistical Data

Product code	Product description	Packaging unit (Pieces/Unit)	Dimensions (length x width x height)	Volume	Gross weight
4052899553057	ELEMENT 44/220...240/1050 S	Shipping carton box 50	232 mm x 212 mm x 190 mm	9.34 dm ³	4685.00 g

The mentioned product code describes the smallest quantity unit which can be ordered. One shipping unit can contain one or more single products. When placing an order, for the quantity please enter single or multiples of a shipping unit.

Disclaimer

Subject to change without notice. Errors and omission excepted. Always make sure to use the most recent release.

X-ON Electronics

Largest Supplier of Electrical and Electronic Components

Click to view similar products for [LED Power Supplies](#) category:

Click to view products by [Osram](#) manufacturer:

Other Similar products are found below :

[PIFC-K250F](#) [PITB-K222A](#) [AC-A60VD24H2.5](#) [ALD-514012PJ134](#) [LB240S24KH](#) [PDA006A-700B](#) [ESS015W-1000-12](#) [EUG-200S210DT](#)
[ESS030W-0900-32](#) [BPOXL 4-12-035](#) [ESS010W-0180-42](#) [ESS010W-0350-24](#) [ESS010W-0200-42](#) [ESM060W-1400-42](#) [PDA080B-1A0G](#)
[ESS010W-0500-12](#) [PDA150B-S1A5G](#) [SLM140W-1.05-130-ZA](#) [ESS015W-0700-18](#) [EUD-150S350DVA](#) [LWA320-C420-ARK-B](#) [HVG-240-48AB](#) [HVG-320-36AB](#) [HVG-320-54AB](#) [DAL50W-0850-56-T](#) [DAL30W-0600-42-T](#) [HVG-320-48AB](#) [CNB50W-1200-42-CAS](#) [CNB30W-0600-42-CAS](#) [87500757](#) [I-SELECT 2 PLUG 900MA BL](#) [I-SELECT 2 PLUG 1200MA BL](#) [LCU 48V 75W DC-STR FO](#) [I-SELECT 2 PLUG 200MA BL](#) [I-SELECT 2 PLUG 525MA BL](#) [LC 45 W 500-1400 MA FLEXC SC EXC](#) [I-SELECT 2 PLUG 325MA BL](#) [I-SELECT 2 PLUG 1500MA BL](#) [I-SELECT 2 PLUG 1600MA BL](#) [LC 50/200-350/170 FLEXCC LP SNC3](#) [LCO 14/100-500/38 O4A NF C EXC3](#) [LC 28W 300-700MA 42 FLEXC NF SC EXC3](#) [LC 44/1050/42 FIXC SRL ADV2](#) [LCA 60W 900-1750MA ONE4ALL C PRE](#) [LC 8/180/44 FIXC SR SNC2](#) [LC 60W 900-1750MA FLEXC SR EXC](#) [LC 19/200-350/54 FLEXC LP SNC4](#) [BXDR-PS-75BS-E116D-01-A](#) [LC 30/500/54 FIXC SR SNC2](#)
[LCA 60W 24V ONE4ALL SC PRE SP](#)