

ETi DALI 25/220...240/300 D LT2 L

ICUTRONIC Intelligent – DALI (non-isolated) | Linear constant current LED driver – Dimmable



Product family features

- Line frequency: 0 Hz | 50 Hz | 60 Hz
- Versatile scope of application due to output power range of up to 75 W
- Supply voltage: 220...240 V
- Available with output current range: up to 500 mA
- Non-isolated drivers

Product family benefits

- Versatile non-isolated DALI driver up to 75 W due to flexible output characteristic
- Fully programmable via software (DALI Interface)
- Flexible current setting (RSet)
- Lifetime: up to 100,000 h (temperature at $T_c = 65\text{ °C}$, max. 10 % failure rate)
- High-quality dimming of 10...100 % by amplitude dimming
- No TouchDIM nor Corridor Function
- High quality of light thanks to <4% output ripple current
- High efficiency
- Low standby power consumption: < 0.25 W
- Fulfill safety requirement due to overload, overtemperature, Hot Plug protection

Areas of application

- Linear and area lighting
- Industry lighting
- Suitable for luminaires of protection class I

Technical data

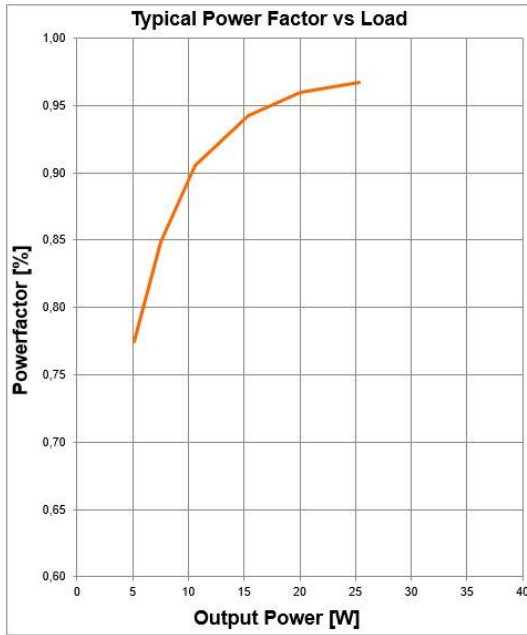
Electrical data

Nominal input voltage	220...240 V
Mains frequency	0/50/60 Hz
Input voltage AC	198...264 V
Input voltage DC	176...276 V
Current set	DALI / Rset / Programmable
Total harmonic distortion	< 10 %
Power factor λ	0.31C...0.95
Efficiency in full-load	90 % ¹⁾
Device power loss	2.0 W
Inrush current	\leq 28 A
Max. ECG no. on circuit breaker 10 A (B)	18
Max. ECG no. on circuit breaker 16 A (B)	30
Surge capability (L/N-Ground)	2 kV
Surge capability (L-N)	1 kV
Nominal output voltage	54...240 V
U-OUT (working voltage)	< 250 V
Nominal output current	35...300 mA
Default output current	15 mA ²⁾
Output current tolerance	\pm 5 %
Output current LEDset open	15 mA
Output current LEDset shorted	35 mA
Output ripple current (100 Hz)	< 4 %
Output PSTLM	\leq 1
Output SVM	\leq 0.4
Nominal output power	3...25 W
Maximum output power	25 W
Galvanic isolation	Non isolated

1) at 230 V, 50 Hz

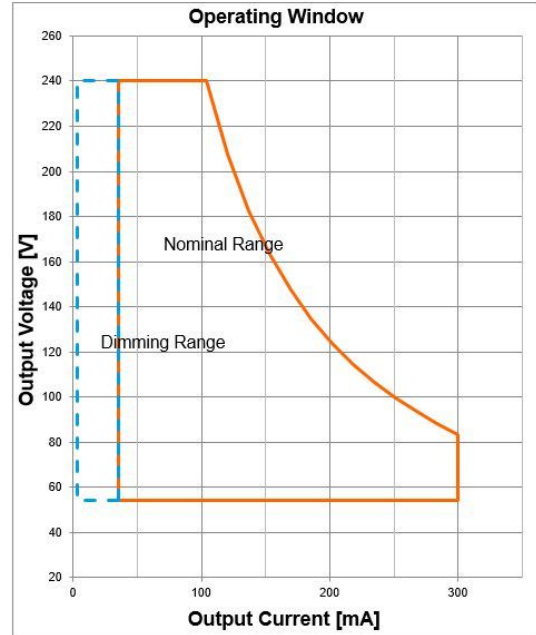
2) LEDset deactivated

Typical Power Factor v Load



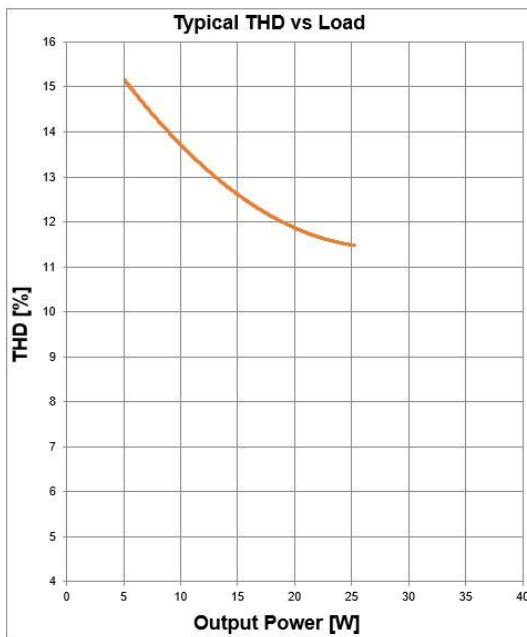
Typical Power Factor vs. Load ETI DALI 25/220-240/300 D LT2 L

Operating Window



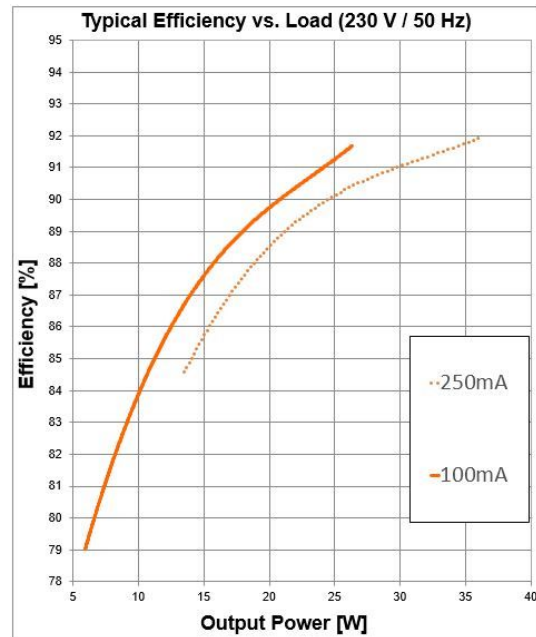
Operating Window ETI DALI 25/220-240/300 D LT2 L

Typical THD v Load



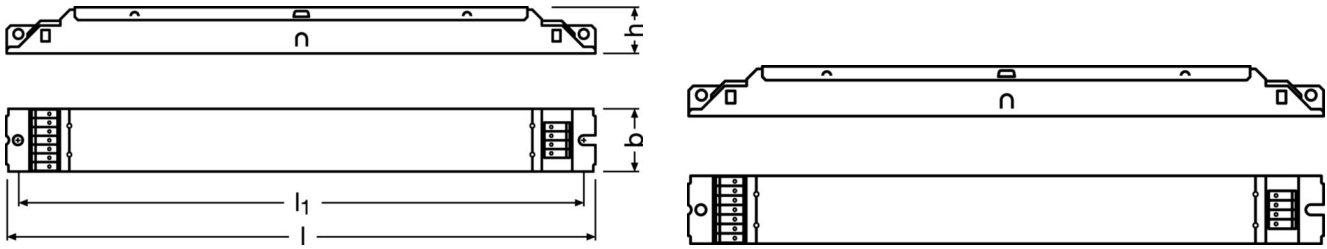
Typical THD Vs Load ETI DALI 25/220-240/300 D LT2 L

Typical Efficiency v Load 230 V 50 Hz



Typical Efficiency vs. Load (230 V / 50 Hz) ETI DALI 25/220-240/300 D LT2 L

Dimensions & weight



Length	280.0 mm
Width	30.0 mm
Height	21.0 mm
Mounting hole spacing, length	270.0 mm
Cable cross-section, input side	0.5...1.5 mm ²
Cable cross-section, output side	0.5...1.5 mm ²
Wire preparation length, input side	8.0...9.0 mm
Wire preparation length, output side	8.0...9.0 mm
Product weight	205.00 g

Colors & materials

Casing material	Metal
-----------------	-------

Temperatures & operating conditions

Ambient temperature range	-25...+50 °C
Maximum temperature at tc test point	75 °C
Max.housing temperature in case of fault	110 °C
Temperature range at storage	-40...+85 °C
Permitted rel. humidity during operation	5...85 % ¹⁾
Permitted relative humidity at storage	5...85 %

1) Maximum 56 days/year at 85 %

Lifespan

ECG lifetime	50000 h / 100000 h
---------------------	--------------------

Capabilities

Programming interface	Rset
Dimmable	Yes
Dimming interface	DALI-2
Dimming range	10...100 %
Dimming method	Full analogue dimming
DALI-2 Diagnostic Data	No
DALI-2 Energy Data	No
Constant lumen function	Programmable
Max. cable length to lamp/LED module	2.0 m ¹⁾
Suitable for fixtures with prot. class	I
Suitable for emergency lighting	Yes
Type of connection, input side	Push terminal
Type of connection, output side	Push terminal
Number of channels	1
Overheating protection	Automatic reversible
Overload protection	Automatic reversible
Short-circuit protection	Automatic reversible
Intended for no-load operation	No
No-load proof	Yes

1) Output wires must be routed as close as possible to each other

Programming

Programming device	DALI magic
Tuner4TRONIC Field App	Yes

Programmable features

Emergency Mode	Yes
DALI Settings	Yes
DALI-2 Luminaire Data	No
Driver Guard	Yes
Emergency Mode	Yes

Certificates & standards

Approval marks – approval	CE / EL / ENEC 05 / EAC / CCC / BIS / RCM
Standards	Acc. to IEC 61347 / Acc. to IEC 61347-2-13 / Acc. to IEC 62384 / Acc. to IEC 62386 / Acc. to IEC 61000-3-2 / Acc. to IEC 61000-3-3 / Acc. to IEC 61547
Type of protection	IP20
Protection class	I

Logistical data

Commodity code	85044083900
----------------	-------------

Environmental information

Information according Art. 33 of EU Regulation (EC) 1907/2006 (REACH)	
Date of Declaration	22-03-2024
Primary Article Identifier	4062172053280
Declaration No. in SCIP database	In work

Download Data

File		
Certificates	PDF	▶ EATON(CEAG)-Conformity declaration AM28129 ETI DALI 25/220-240/300 D LT2 L
Certificates	PDF	▶ INOTEC-Conformity declaration AM28129 ETI DALI 25/220-240/300 D LT2 L
Certificates	PDF	▶ OT ENEC 40038085 010322
CAD data 3-dim	Compressed	▶ ETI DALI D LT2 L CAD3PDF 270220
CAD data 2-dim	Compressed	▶ ETI DALI D LT2 L CAD2PDF 270220
CAD data	Compressed	▶ ETI DALI D LT2 L IGS 270220
CAD data	Compressed	▶ ETI DALI D LT2 L STEP 270220
Declarations of conformity	PDF	▶ ETI DALI D LT2 L CE 3971160 190821
Declarations of conformity	PDF	▶ ETI DALI D LT2 L UK DoC 4281296 180221
User instruction	PDF	▶ ICUTRONIC INTELLIGENT LED Power Supply

Ecodesign regulation information:

Intended for use with LED modules.

The forward voltage of the LED light source shall be within the defined operating window of the control gear in all operating conditions including dimming if applicable.

Separate control gear and light sources must be disposed of at certified disposal companies in accordance with Directive 2012/19/EU (WEEE) in the EU and with Waste Electrical and Electronic Equipment (WEEE) Regulations 2013 in the UK. For this purpose, collection points for recycling centres and take-back systems (CRSO) are available from retailers or private disposal companies, which accept separate control gear and light sources free of charge. In this way, raw materials are conserved and materials are recycled.

Logistical Data

Product code	Product description	Packaging unit (Pieces/Unit)	Dimensions (length x width x height)	Volume	Gross weight
4062172053280	ETi DALI 25/220...240/300 D LT2 L	Shipping carton box 20 Pieces	303 x 159 x 105 mm	5.06 dm ³	4227.00 g

The mentioned product code describes the smallest quantity unit which can be ordered. One shipping unit can contain one or more single products. When placing an order, for the quantity please enter single or multiples of a shipping unit

Disclaimer

Subject to change without notice. Errors and omission excepted. Always make sure to use the most recent release.

X-ON Electronics

Largest Supplier of Electrical and Electronic Components

Click to view similar products for [LED Power Supplies](#) category:

Click to view products by [Osram](#) manufacturer:

Other Similar products are found below :

[PIFC-K250F](#) [PITB-K222A](#) [AC-A60VD24H2.5](#) [ALD-514012PJ134](#) [PWD-60-1-70-P](#) [ESS030W-1050-21](#) [BPOXL 4-12-035](#) [ESS010W-0180-42](#) [ESS010W-0350-24](#) [ESS010W-0200-42](#) [ESM060W-1400-42](#) [ESS010W-0500-12](#) [SLM140W-1.05-130-ZA](#) [ESS015W-0700-18](#) [HVG-240-54AB](#) [OTE 25/220-240/700 PC](#) [OT FIT 30/220-240/700 CS](#) [DAL30W-0600-42-T](#) [HVG-320-48AB](#) [CNB30W-0600-42-CAS](#) [87500757](#) [I-SELECT 2 PLUG 2100MA BL](#) [LCU 48V 75W DC-STR FO](#) [LC 45 W 500-1400 MA FLEXC SC EXC](#) [I-SELECT 2 PLUG 2000MA BL](#) [LC 50/200-350/170 FLEXCC LP SNC3](#) [LCO 14/100-500/38 O4A NF C EXC3](#) [LC 28W 300-700MA 42 FLEXC NF SC EXC3](#) [LC 44/1050/42 FIXC SRL ADV2](#) [LCA 60W 900-1750MA ONE4ALL C PRE](#) [LC 8/180/44 FIXC SR SNC2](#) [LC 19/200-350/54 FLEXC LP SNC4](#) [BXDR-PS-75BS-E116D-01-A](#) [LC 30/500/54 FIXC SR SNC2](#) [LCA 60W 24V ONE4ALL SC PRE SP](#) [LC 60W 75-330MA 310V FLEXC NF H16 EXC4](#) [LC 8/180/42 FIXC PC SR SNC2](#) [LC 10/350/29 FIXC SR SNC2](#) [LC 25/500/43 FIXC SR SNC2](#) [LC 50/100-400/140 PO4A NF H16 PRE3](#) [LC 25/600/42 FIXC SRL ADV2](#) [LCO 24/200-1050/39 NF C ADV3](#) [ELEMENT 35/220...240/900 G3](#) [LC 25W 350-1050MA FLEXC SR EXC](#) [LC 35W 24 ONE4ALL IP PRE](#) [BXDR-PS-25BS-E107D-01-A](#) [LC 17W 250-700MA FLEXC SR EXC](#) [LC 15W 350MA FIXC C SNC](#) [LC 14W 700MA FIXC PC SR SNC2](#) [LC 200W 24V SC SNC](#)