


IT DALI 42/220...240/1A0 CS

ICUTRONIC DALI CS | Constant Current Compact – Dimmable

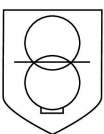


Product family features

- Supply voltage: 220...240 V
- Line voltage: 198...264 V
- Line frequency: 0 Hz | 50 Hz | 60 Hz
- Lifetime: up to 50,000 h (temperature at max. t_c)
- Type of protection: IP20

Product family benefits

- Safety ensured by OSRAM (SELV)
- DALI-2 certified
- High flexibility due to eight different output currents
- Touch DIM application: easy to control via pushbutton or sensor
- Easy to use in corridors and restrooms because of three-level Corridor function
- Higher quality of light thanks to low output ripple current
- Small housing for flexible luminaire designs
- Housing from 80% recycled plastic



Specifications are subject to changes without notice.

www.inventronicsglobal.com

© 2024, Inventronics GmbH. All rights reserved. Inventronics is a license of the OSRAM brand. OSRAM is a trademark of ams OSRAM

support@inventronicsglobal.com

Areas of application

- Offices
- Shops
- Hospitality
- Panels, spotlight, downlight, and other indoor LED luminaires
- Suitable for indoor SELV equivalent installations
- Suitable for luminaires of protection classes I and II
- Installation in emergency lighting systems according to IEC 61347-2-3, appendix J

Technical data

Electrical data

| | |
|--|---|
| Nominal input voltage | 220...240 V |
| Mains frequency | 0/50/60 Hz |
| Input voltage AC | 198...264 V ¹⁾ |
| Input voltage DC | 176...276 V |
| Current set | DipSwitch |
| Total harmonic distortion | < 10 % ²⁾ |
| Power factor λ | 0.87C...0.99 |
| Efficiency in full-load | 89 % ³⁾ |
| Device power loss | 5.4 W ⁴⁾ |
| Protective conductor current | <0.7 mA |
| Inrush current | 30 A ⁵⁾ |
| Max. ECG no. on circuit breaker 10 A (B) | 18 |
| Max. ECG no. on circuit breaker 16 A (B) | 28 |
| Surge capability (L/N-Ground) | 2 kV |
| Surge capability (L-N) | 1 kV |
| Nominal output voltage | 15...42 V ⁶⁾ |
| U-OUT (working voltage) | 60 V |
| Nominal output current | 700 mA / 750 mA / 800 mA / 850 mA / 900 mA / 950 mA / 1000 mA / 1050 mA ⁷⁾ |
| Default output current | 900 mA |
| Output current tolerance | ± 5 % |
| Output ripple current (100 Hz) | < 5 % ⁸⁾ |
| Output PSTLM | ≤ 1 |
| Output SVM | ≤ 0.4 |
| Nominal output power | 10.5...42 W ⁹⁾ |
| Maximum output power | 42 W |
| Galvanic isolation DALI/mains | Basic |
| Galvanic isolation DALI/output | SELV |
| Networked standby power | <0.50 W ³⁾ |

1) Permitted voltage range

2) At full load, 220...240 V, 50 Hz / see graphs

3) at 230 V, 50 Hz

4) At 230 V, Input power 42.7 W max.

5) $t_{width} = 100 \mu s$ (measured at 50 % I_{peak})

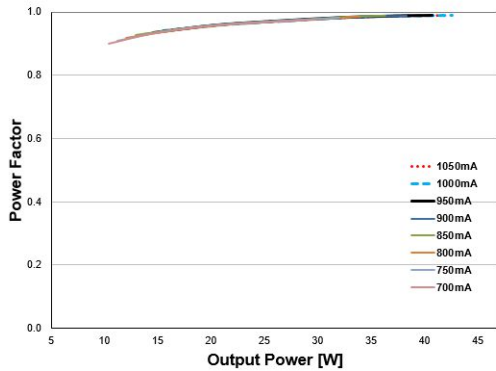
6) Maximum 60 V

7) Default current: 900 mA

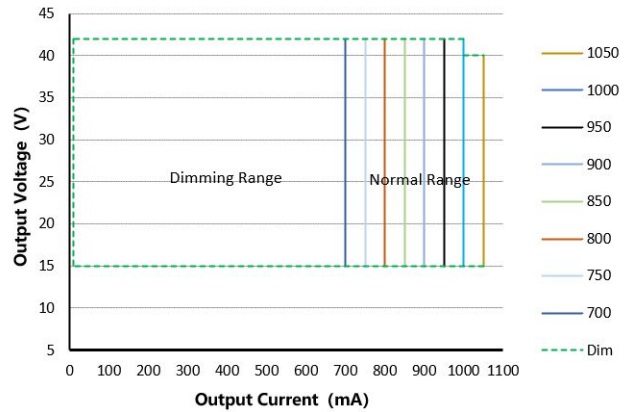
8) Ripple average at 100 Hz

9) Partial load 10.5...42 W

Typical Power Factor v Load



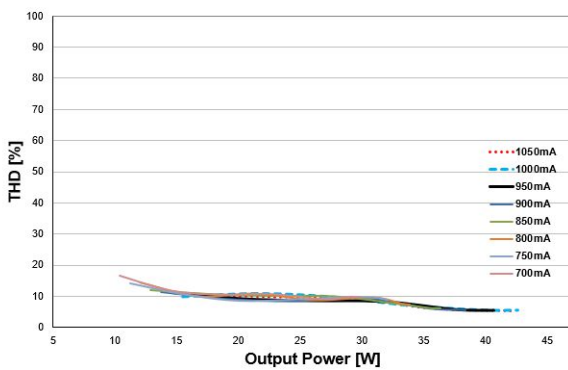
Operating Window



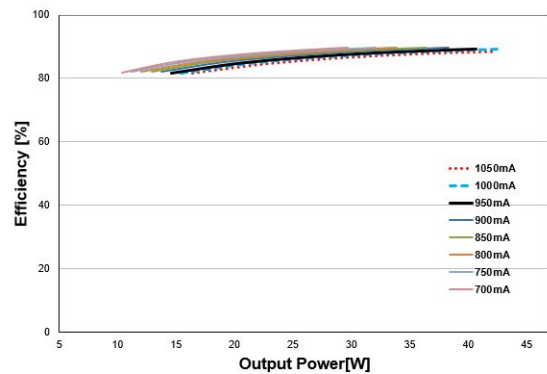
IT DALI 42 220 240 1A0 CS Typical Power Factor Vs Load

IT DALI 42 220 240 1A0 CS Typical Operating Window

Typical THD v Load



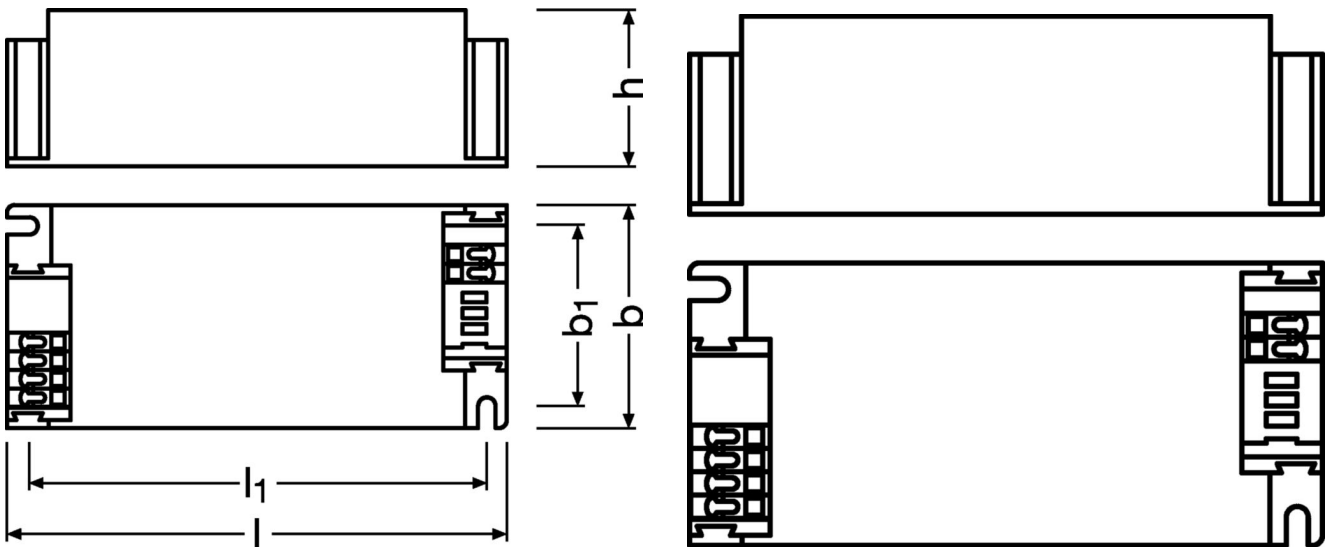
Typical Efficiency v Load 230 V 50 Hz



IT DALI 42 220 240 1A0 CS Typical THD Vs Load

IT DALI 42 220 240 1A0 CS Typical Efficiency Vs Load 230V 50Hz

Dimensions & weight



| | |
|--------------------------------------|--|
| Length | 97.0 mm |
| Width | 43.0 mm |
| Height | 29.5 mm |
| Mounting hole spacing, length | 88.0 mm |
| Mounting hole spacing, width | 34.0 mm |
| Cable cross-section, input side | 0.5...1.5 mm ² / 0.75...1.5 mm ² ¹⁾ |
| Cable cross-section, output side | 0.5...1.5 mm ² / 0.75...1.5 mm ² ¹⁾ |
| Wire preparation length, input side | 7...8 mm |
| Wire preparation length, output side | 7...8 mm |
| Product weight | 137.50 g |

1) Build in/ Independent

Colors & materials

| | |
|-----------------|---------|
| Casing material | Plastic |
| Product color | White |

Temperatures & operating conditions

| | |
|--|--------------------------|
| Ambient temperature range | -20...+50 / -20...+45 °C |
| Maximum temperature at tc test point | 80 °C ¹⁾ |
| Max.housing temperature in case of fault | 110 °C |
| Temperature range at storage | -25...85 °C |
| Permitted rel. humidity during operation | 5...85 % ²⁾ |

1) Maximum at the Tc-point

2) Maximum 56 days/year at 85 %

Lifespan

| | |
|---------------------|-----------------------|
| ECG lifetime | 50000 h ¹⁾ |
|---------------------|-----------------------|

1) At maximum $T_c = 80^\circ\text{C}$ / 10% failure rate

Additional product data

| | |
|---------------------|----|
| Encapsulated | No |
|---------------------|----|

Capabilities

| | |
|---|-------------------------------|
| Programming interface | Dipswitch |
| Control interface | DALI-2 |
| Dimmable | Yes |
| Dimming interface | DALI-2 / Touch DIM / Corridor |
| Dimming range | 1...100 % ¹⁾ |
| Dimming method | Amplitude Modulation |
| Constant lumen function | No |
| Max. cable length to lamp/LED module | 2.0 m ²⁾ |
| Suitable for fixtures with prot. class | I / II |
| Suitable for emergency lighting | Yes |
| Type of connection, input side | Push terminal |
| Type of connection, output side | Push terminal |
| Suitable for through-wiring | No |
| Number of channels | 1 |
| Overheating protection | Automatic reversible |
| Overload protection | Automatic reversible |
| Short-circuit protection | Automatic reversible |
| Intended for no-load operation | No |
| No-load proof | Yes |

1) For maximum nominal output current

2) Output wires must be routed as close as possible to each other

Programming

| | |
|------------------------|------------------|
| Programming device | DALI / DIPswitch |
| Tuner4TRONIC | Yes |
| Tuner4TRONIC Field App | No |
| Box programming | No |

Programmable features

| | |
|------------------------|-----|
| Emergency Mode | Yes |
| DALI Settings | Yes |
| TouchDIM + Sensor | Yes |
| Corridor Functionality | Yes |
| Dim to Dark | No |
| Soft Switch Off | No |
| Tuning Factor | No |
| Configuration Lock | Yes |
| Driver Guard | No |
| Emergency Mode | Yes |

Certificates & standards

| | |
|---------------------------|---|
| Approval marks – approval | CE / ENEC / EL / RCM / UKCA / CCC / KC / BIS |
| Standards | Acc. to IEC 61347-1 / Acc. to IEC 61347-2-13 / Acc. to EN 55015 / Acc. to IEC 61547 / Acc. to IEC 61000-3-2 / Acc. to IEC 62384 |
| Type of protection | IP20 |
| Protection class | II |

Logistical data

| | |
|----------------|-------------|
| Commodity code | 85044083900 |
|----------------|-------------|

Environmental information

| Information according Art. 33 of EU Regulation (EC) 1907/2006 (REACH) | |
|---|---------------|
| Date of Declaration | 24-03-2024 |
| Primary Article Identifier | 4062172306256 |
| Declaration No. in SCIP database | In work |

Download Data

| File | | |
|------------------------|------------|--|
| Certificates | PDF | ▶ SG PSB LE 04172 CB of IT DALI CS-20220606 |
| Certificates | PDF | ▶ U6 084117 0120 ENEC of IT DALI CS 20220610 |
| Certificates | PDF | ▶ CCC of IT DALI 30 42 CS 9C1 4418206 EN |
| Certificates | PDF | ▶ NSW28035 of IT DALI CS 9C1 4420862 EN 00 |
| CAD data | Compressed | ▶ IT DALI CS STEP 050623 |
| CAD data PDF | Compressed | ▶ IT DALI CS CAD3PDF 050623 |
| Mandatory Publications | PDF | ▶ IT DALI CS CE 4414207 190723 |
| Mandatory Publications | PDF | ▶ IT DALI CS UK DoC 4414208 190723 |
| User instruction | PDF | ▶ ICUTRONIC LED Power Supply |

Ecodesign regulation information:

Intended for use with LED modules.

The forward voltage of the LED light source shall be within the defined operating window of the control gear in all operating conditions including dimming if applicable.

Separate control gear and light sources must be disposed of at certified disposal companies in accordance with Directive 2012/19/EU (WEEE) in the EU and with Waste Electrical and Electronic Equipment (WEEE) Regulations 2013 in the UK. For this purpose, collection points for recycling centres and take-back systems (CRSO) are available from retailers or private disposal companies, which accept separate control gear and light sources free of charge. In this way, raw materials are conserved and materials are recycled.

Logistical Data

| Product code | Product description | Packaging unit (Pieces/Unit) | Dimensions (length x width x height) | Volume | Gross weight |
|---------------|-----------------------------|----------------------------------|--------------------------------------|----------------------|--------------|
| 4062172306256 | IT DALI 42/220...240/1A0 CS | Shipping carton box 20 Pieces | 228 x 208 x 78 mm | 3.70 dm ³ | 2953.00 g |

The mentioned product code describes the smallest quantity unit which can be ordered. One shipping unit can contain one or more single products. When placing an order, for the quantity please enter single or multiples of a shipping unit

Data privacy

This OSRAM driver can be configured using the Tuner4TRONIC software. This requires registering on www.myosram.com and downloading the Tuner4TRONIC software from the Internet. The Tuner4TRONIC software enables users to access and view the operational data of a luminaire or driver via the corresponding programming interfaces. A password key (Config Lock) must be set up in the driver via the Tuner4TRONIC software in order to control which users can access and view operational data. Follow the instructions for password setup. To grant an external person or company rights to access or view operational data, you can assign password keys. In this case, however, you are responsible for ensuring that the third party concerned takes notice of the information described here.

However, OSRAM can read out operating data from devices for maintenance and service purposes even when a password key has been assigned. In individual cases, OSRAM will also use its access rights in order to optimize or improve driver hardware and driver functions. In accordance with data privacy principles, any user of operating data (luminaire manufacturers, third parties with access rights) must ensure that personal data (e.g. name, address, location IDs) are only merged with the prior written consent of the person (end user) concerned. The respective user of the operating data is responsible for providing evidence of consent.

Disclaimer

Subject to change without notice. Errors and omission excepted. Always make sure to use the most recent release.

Accessories Optional

| Product description | Accessory name | Accessory code |
|-----------------------------|------------------------------|-----------------|
| IT DALI 42/220...240/1A0 CS | OT CABLE CLAMP D-STYLE | ▶ 4052899077904 |
| IT DALI 42/220...240/1A0 CS | OT CABLE CLAMP D-STYLE | ▶ 4062172345507 |
| IT DALI 42/220...240/1A0 CS | OT CABLE CLAMP D-STYLE DA TL | ▶ 4062172349208 |

X-ON Electronics

Largest Supplier of Electrical and Electronic Components

Click to view similar products for [LED Power Supplies](#) category:

Click to view products by [Osram](#) manufacturer:

Other Similar products are found below :

[PIFC-K250F](#) [PITB-K222A](#) [AC-A60VD24H2.5](#) [ALD-514012PJ134](#) [PWD-60-1-70-P](#) [ESS030W-1050-21](#) [BPOXL 4-12-035](#) [ESS010W-0180-42](#) [ESS010W-0350-24](#) [ESS010W-0200-42](#) [ESM060W-1400-42](#) [ESS010W-0500-12](#) [SLM140W-1.05-130-ZA](#) [ESS015W-0700-18](#) [HVG-240-54AB](#) [OTE 25/220-240/700 PC](#) [OT FIT 30/220-240/700 CS](#) [DAL30W-0600-42-T](#) [HVG-320-48AB](#) [CNB30W-0600-42-CAS](#) [87500757](#) [I-SELECT 2 PLUG 2100MA BL](#) [LCU 48V 75W DC-STR FO](#) [LC 45 W 500-1400 MA FLEXC SC EXC](#) [I-SELECT 2 PLUG 2000MA BL](#) [LC 50/200-350/170 FLEXCC LP SNC3](#) [LCO 14/100-500/38 O4A NF C EXC3](#) [LC 28W 300-700MA 42 FLEXC NF SC EXC3](#) [LC 44/1050/42](#) [FIXC SRL ADV2](#) [LCA 60W 900-1750MA ONE4ALL C PRE](#) [LC 8/180/44 FIXC SR SNC2](#) [LC 19/200-350/54 FLEXC LP SNC4](#) [BXDR-PS-75BS-E116D-01-A](#) [LC 30/500/54 FIXC SR SNC2](#) [LCA 60W 24V ONE4ALL SC PRE SP](#) [LC 60W 75-330MA 310V FLEXC NF H16 EXC4](#) [LC 8/180/42 FIXC PC SR SNC2](#) [LC 10/350/29 FIXC SR SNC2](#) [LC 25/500/43 FIXC SR SNC2](#) [LC 50/100-400/140 PO4A NF H16 PRE3](#) [LC 25/600/42 FIXC SRL ADV2](#) [LCO 24/200-1050/39 NF C ADV3](#) [ELEMENT 35/220...240/900 G3](#) [LC 25W 350-1050MA FLEXC SR EXC](#) [LC 35W 24 ONE4ALL IP PRE](#) [BXDR-PS-25BS-E107D-01-A](#) [LC 17W 250-700MA FLEXC SR EXC](#) [LC 15W 350MA FIXC C SNC](#) [LC 14W 700MA FIXC PC SR SNC2](#) [LC 200W 24V SC SNC](#)