

## IT FIT 18/220...240/350 CS D L

ICUTRONIC IT FIT D CS L (non-isolated) | Linear / Area Constant Current – Non dimmable



### Product family features

- Low THD <15% @ full load
- Input voltage: 220 – 240 VAC
- Ambient temp range  $t_a$ : -25 to +50 °C
- Wide output voltage range
- Low LF-ripple < 5%
- Fixed output (no dimming)
- 5 years guarantee\*

### Product family benefits

- Flexible with 1 driver offers 4 output currents
- High quality light with very low ripple
- Very high efficiency
- Enable slim fixture design with flat 21 mm height metal housing
- Long lasting and high reliability
- Non-isolated driver

## Areas of application

- Linear and area lighting
- Office, industrial and shop lighting

## Technical data

### Electrical data

Nominal input voltage	220...240 V
Mains frequency	50/60 Hz
Input voltage AC	198...264 V
Input voltage DC	not relevant
Current set	DipSwitch
Total harmonic distortion	< 15 % <sup>1)</sup>
Power factor $\lambda$	0.85C...0.98 <sup>2)</sup>
Efficiency in full-load	87 % <sup>3)</sup>
Device power loss	2.8 W
Protective conductor current	not relevant
Inrush current	7.7 A <sup>4)</sup>
Max. ECG no. on circuit breaker 10 A (B)	46
Max. ECG no. on circuit breaker 16 A (B)	74
Surge capability (L/N-Ground)	2 kV <sup>5)</sup>
Surge capability (L-N)	1 kV <sup>6)</sup>
Nominal output voltage	23...54 V <sup>7)</sup>
U-OUT (working voltage)	250 V
Nominal output current	200 mA / 250 mA / 300 mA / 350 mA <sup>8)</sup>
Default output current	350 mA
Output current tolerance	±7.5 %
Output ripple current (100 Hz)	< 5 %
Output PSTLM	≤1
Output SVM	≤0.4
Nominal output power	5...18.9 W
Maximum output power	18.9 W
Galvanic isolation	Non isolated

1) At full load

2) Full load at 220...240 V<sub>AC</sub>/50 Hz

3) at 230 V, 50 Hz

4)  $t_{width} = 220 \mu s$  typical (measured at 50 %  $I_{peak}$ )

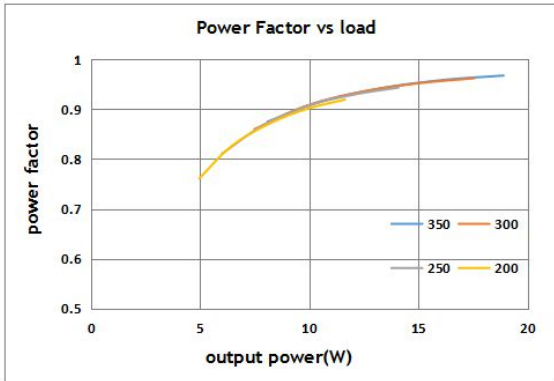
5) L/N – PE acc to EN 61547 Clause 5.7

6) L/N

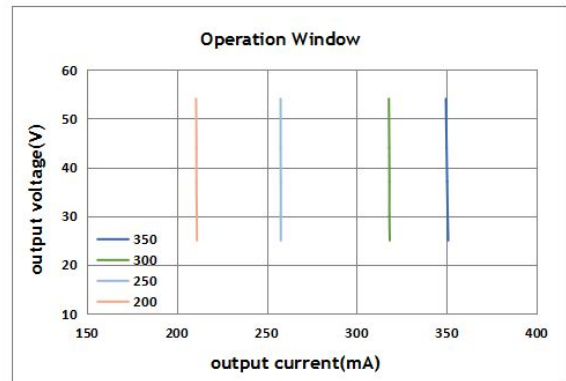
7) At 200/250 mA output current / At 300/350 mA output current

8) ±5%

## Typical Power Factor v Load



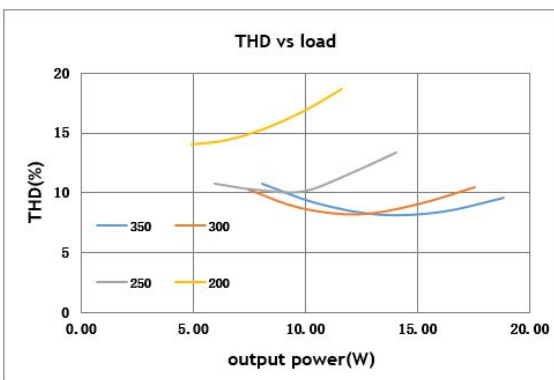
## Operating Window



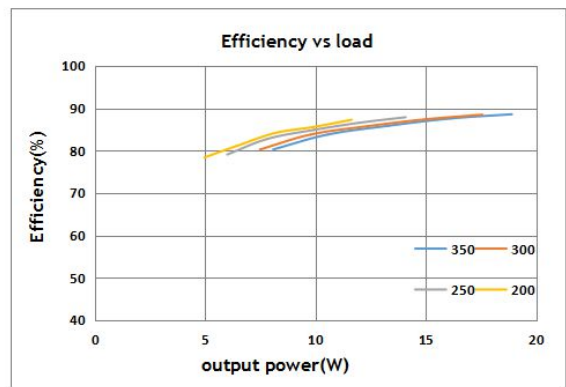
IT FIT 18 220-240 350 CS D L Typical Power Factor vs. Load

IT FIT 18 220-240 350 CS D L Operating Window

## Typical THD v Load



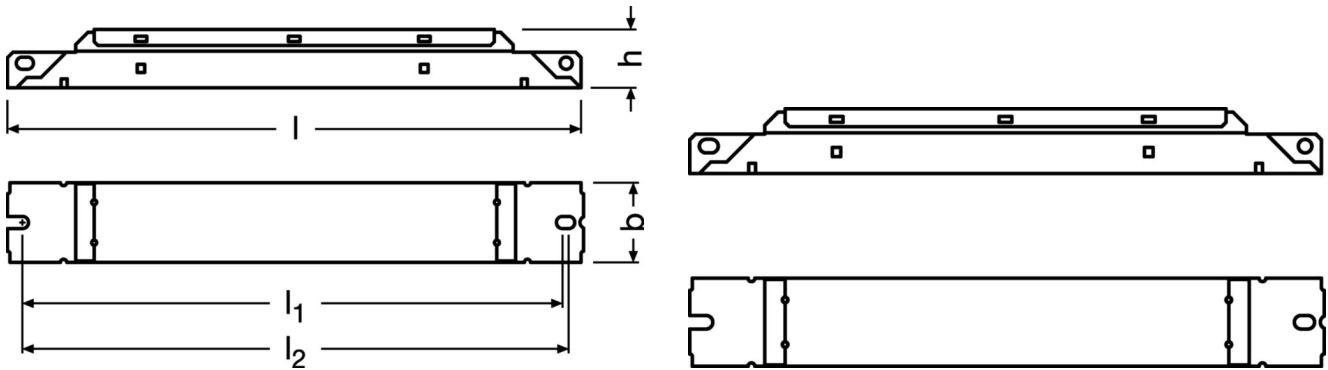
## Typical Efficiency v Load 230 V 50 Hz



IT FIT 18 220-240 350 CS D L Typical THD vs Load

IT FIT 18 220-240 350 CS D L Typical Efficiency vs Load

## Dimensions & weight



<b>Length</b>	210.0 mm
<b>Width</b>	30.0 mm
<b>Height</b>	21.0 mm
<b>Mounting hole spacing, length</b>	200.0 mm
<b>Cable cross-section, input side</b>	0.5...1.5 mm <sup>2</sup> / 0.75...1.5 mm <sup>2</sup> <sup>1)</sup>
<b>Cable cross-section, output side</b>	0.5...1.5 mm <sup>2</sup> <sup>1)</sup>
<b>Wire preparation length, input side</b>	7...8 mm
<b>Wire preparation length, output side</b>	7...8 mm
<b>Product weight</b>	99.00 g

1) Solid/ Flexible Leads

## Colors & materials

<b>Casing material</b>	Metal
------------------------	-------

## Temperatures & operating conditions

<b>Ambient temperature range</b>	-25...+50 °C
<b>Maximum temperature at tc test point</b>	75 °C
<b>Max.housing temperature in case of fault</b>	110 °C
<b>Temperature range at storage</b>	-25...80 °C
<b>Permitted rel. humidity during operation</b>	5...85 % <sup>1)</sup>

1) Maximum 56 days/year at 85 %

## Lifespan

<b>ECG lifetime</b>	50000 h / 100000 h <sup>1)</sup>
---------------------	----------------------------------

1) At maximum  $T_c = 70^\circ\text{C}$  / 10% failure rate

## Additional product data

<b>Encapsulated</b>	No
---------------------	----

## Capabilities

<b>Dimmable</b>	No
<b>Constant lumen function</b>	No
<b>Max. cable length to lamp/LED module</b>	2.0 m <sup>1)</sup>
<b>Suitable for fixtures with prot. class</b>	I / II
<b>Type of connection, input side</b>	Push terminal
<b>Type of connection, output side</b>	Push terminal
<b>Number of channels</b>	1
<b>Overheating protection</b>	Automatic reversible
<b>Overload protection</b>	Automatic reversible
<b>Short-circuit protection</b>	Automatic reversible
<b>Intended for no-load operation</b>	No
<b>No-load proof</b>	Yes

1) Output wires must be routed as close as possible to each other

## Programming

Programming device	not relevant
Tuner4TRONIC	No
Tuner4TRONIC Field App	No
Box programming	No

## Certificates & standards

Approval marks – approval	CE / ENEC / CCC / RCM / BIS / EAC / UKCA / TISI
Standards	Acc. to IEC 61347-1 / Acc. to IEC 61347-2-13 / Acc. to IEC 62384 / Acc. to IEC 61000-3-2 / Acc. to IEC 61547 / Acc. to IEC 6100-4-5
Type of protection	IP20
Protection class	I

## Logistical data

Commodity code	85044083900
----------------	-------------

## Environmental information

Information according Art. 33 of EU Regulation (EC) 1907/2006 (REACH)	
Date of Declaration	22-03-2024
Primary Article Identifier	4062172212649
Declaration No. in SCIP database	In work

## Download Data

File		
Certificates	PDF	▶IT FIT CS L DEKRA 35 117749 080321
Certificates	PDF	▶IT FIT CS L CB NL 71241 080321
Certificates	PDF	▶IT FIT CS L CB NL 100907 231023
Certificates	PDF	▶IT FIT CS L DEKRA 35 120271 201123
Certificates	PDF	▶IT FIT 18 CS D L CCC 2020171002003125 281123
Mandatory Publications	PDF	▶IT FIT CS D L CE 4205375 161023
Mandatory Publications	PDF	▶IT FIT CS D L UK DoC 4281080 040923
User instruction	PDF	▶User instruction

## Ecodesign regulation information:

Intended for use with LED modules.

The forward voltage of the LED light source shall be within the defined operating window of the control gear in all operating conditions including dimming if applicable.

Separate control gear and light sources must be disposed of at certified disposal companies in accordance with Directive 2012/19/EU (WEEE) in the EU and with Waste Electrical and Electronic Equipment (WEEE) Regulations 2013 in the UK. For this purpose, collection points for recycling centres and take-back systems (CRSO) are available from retailers or private disposal companies, which accept separate control gear and light sources free of charge. In this way, raw materials are conserved and materials are recycled.



## Logistical Data

Product code	Product description	Packaging unit (Pieces/Unit)	Dimensions (length x width x height)	Volume	Gross weight
4062172212649	IT FIT 18/220...240/350 CS D L	Shipping carton box 20 Pieces	237 x 162 x 130 mm	4.99 dm <sup>3</sup>	2289.00 g

The mentioned product code describes the smallest quantity unit which can be ordered. One shipping unit can contain one or more single products. When placing an order, for the quantity please enter single or multiples of a shipping unit

## Disclaimer

Subject to change without notice. Errors and omission excepted. Always make sure to use the most recent release.

## X-ON Electronics

Largest Supplier of Electrical and Electronic Components

*Click to view similar products for [LED Power Supplies](#) category:*

*Click to view products by [Osram](#) manufacturer:*

Other Similar products are found below :

[PIFC-K250F](#) [PITB-K222A](#) [AC-A60VD24H2.5](#) [ALD-514012PJ134](#) [PWD-60-1-70-P](#) [ESS030W-1050-21](#) [BPOXL 4-12-035](#) [ESS010W-0180-42](#) [ESS010W-0350-24](#) [ESS010W-0200-42](#) [ESM060W-1400-42](#) [ESS010W-0500-12](#) [SLM140W-1.05-130-ZA](#) [ESS015W-0700-18](#) [HVG-240-54AB](#) [OTE 25/220-240/700 PC](#) [OT FIT 30/220-240/700 CS](#) [DAL30W-0600-42-T](#) [HVG-320-48AB](#) [CNB30W-0600-42-CAS](#) [87500757](#) [I-SELECT 2 PLUG 2100MA BL](#) [LCU 48V 75W DC-STR FO](#) [LC 45 W 500-1400 MA FLEXC SC EXC](#) [I-SELECT 2 PLUG 2000MA BL](#) [LC 50/200-350/170 FLEXCC LP SNC3](#) [LCO 14/100-500/38 O4A NF C EXC3](#) [LC 28W 300-700MA 42 FLEXC NF SC EXC3](#) [LC 44/1050/42 FIXC SRL ADV2](#) [LCA 60W 900-1750MA ONE4ALL C PRE](#) [LC 8/180/44 FIXC SR SNC2](#) [LC 19/200-350/54 FLEXC LP SNC4](#) [BXDR-PS-75BS-E116D-01-A](#) [LC 30/500/54 FIXC SR SNC2](#) [LCA 60W 24V ONE4ALL SC PRE SP](#) [LC 60W 75-330MA 310V FLEXC NF H16 EXC4](#) [LC 8/180/42 FIXC PC SR SNC2](#) [LC 10/350/29 FIXC SR SNC2](#) [LC 25/500/43 FIXC SR SNC2](#) [LC 50/100-400/140 PO4A NF H16 PRE3](#) [LC 25/600/42 FIXC SRL ADV2](#) [LCO 24/200-1050/39 NF C ADV3](#) [ELEMENT 35/220...240/900 G3](#) [LC 25W 350-1050MA FLEXC SR EXC](#) [LC 35W 24 ONE4ALL IP PRE](#) [BXDR-PS-25BS-E107D-01-A](#) [LC 17W 250-700MA FLEXC SR EXC](#) [LC 15W 350MA FIXC C SNC](#) [LC 14W 700MA FIXC PC SR SNC2](#) [LC 200W 24V SC SNC](#)