

OT FIT 35/220...240/400 D LT2 UF L

OPTOTRONIC FIT D LT2 UF L | Linear / Area Constant Current – Non dimmable



Product family features

- Line frequency: 0 Hz | 50 Hz | 60 Hz
- Versatile window driver up to 75 W due to flexible output characteristic
- Supply voltage: 220...240 V
- Available with output current range: up to 700 mA
- Non-isolated drivers

Product family benefits

- Ultra-flat housing (11 mm height) for innovative luminaire designs and applications
- Flexible and future-proof current setting via NFC and LT2
- Lifetime: up to 100,000 h (temperature at $T_c = 65\text{ }^\circ\text{C}$, max. 10 % failure rate)
- Higher quality of light thanks to < 1% output ripple current
- Very high efficiency
- Fulfill safety requirement due to overload, overtemperature, Hot Plug protection

Areas of application

- Linear lighting for office, education, industry, storage areas and retail
- Installation in emergency lighting systems according to IEC 61347-2-13, appendix J
- Suitable for luminaires of protection class I

Technical data

Electrical data

Nominal input voltage	220...240 V
Mains frequency	0/50/60 Hz
Input voltage AC	198...264 V
Input voltage DC	176...276 V
Current set	LEDset2 / NFC
Total harmonic distortion	< 10 %
Power factor λ	0.37C...0.96
Efficiency in full-load	93 % ¹⁾
Device power loss	4.0 W
Inrush current	10 A
Max. ECG no. on circuit breaker 10 A (B)	18
Max. ECG no. on circuit breaker 16 A (B)	30
Surge capability (L/N-Ground)	2 kV
Surge capability (L-N)	1 kV
Nominal output voltage	54...240 V
U-OUT (working voltage)	< 250 V
Nominal output current	75...400 mA ²⁾
Default output current	35 mA ³⁾
Output current tolerance	±5 %
Output current LEDset open	35 mA
Output current LEDset shorted	75 mA
Output ripple current (100 Hz)	< 1 %
Output PSTLM	≤1
Output SVM	≤0.4
Nominal output power	4...38 W
Maximum output power	38 W
Galvanic isolation	Non isolated

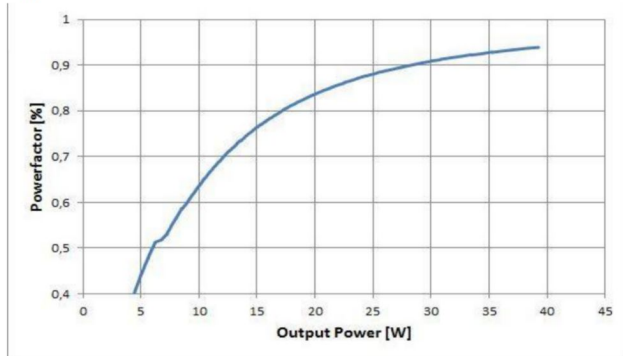
1) at 230 V, 50 Hz

2) ±5%

3) LEDset deactivated

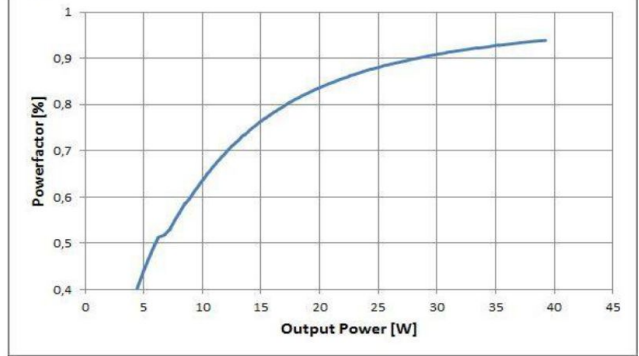
Typical Power Factor v Load

Typical Power factor vs. load – 35W



Typical Power Factor v Load

Typical Power factor vs. load – 35W



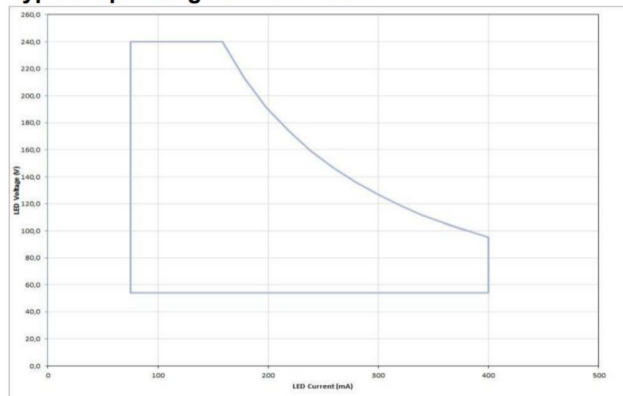
OT FIT 35/220-240/400 D LT2 UFL Typical Power Factor vs. Load

OT FIT 35/220-240/400 D LT2 UFL Typical Power Factor vs. Load

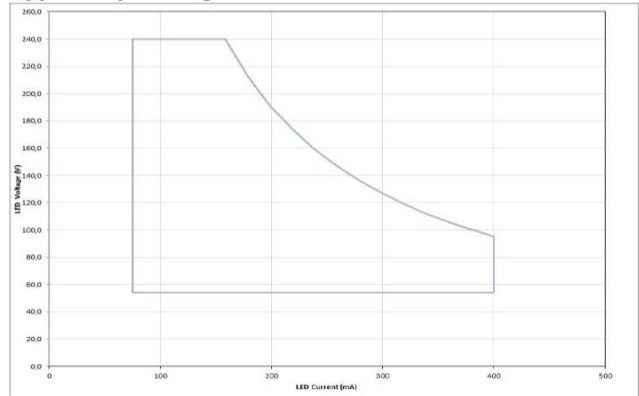
Operating Window

Operating Window

Typical operating Window – 35W



Typical operating Window – 35W

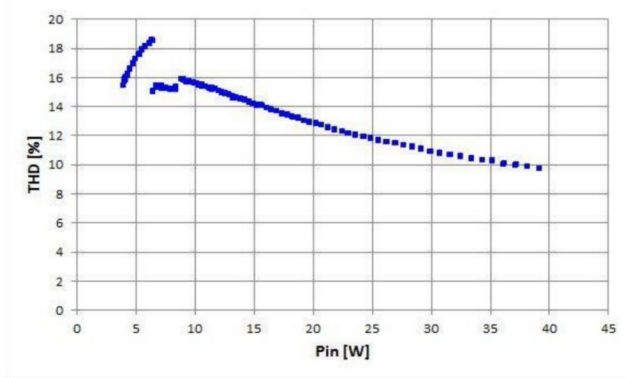


OT FIT 35/220-240/400 D LT2 UFL Operating Window

OT FIT 35/220-240/400 D LT2 UFL Operating Window

Typical THD v Load

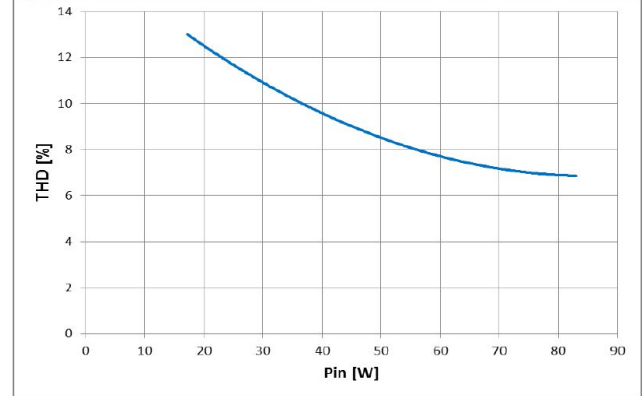
Typical THD vs load – 35W



OT FIT 35/220-240/400 D LT2 UFL Typical THD Vs Load

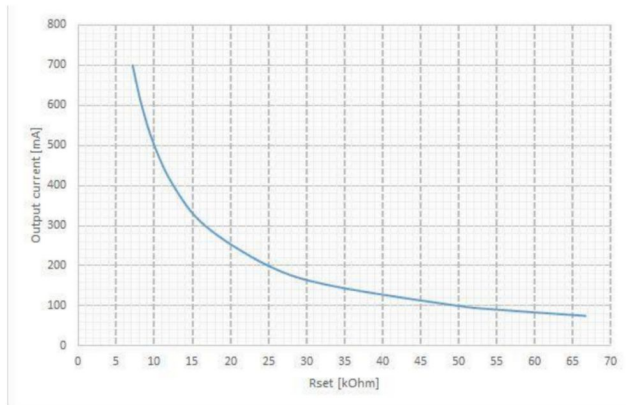
Typical THD v Load

Typical THD vs load – 35W



OT FIT 35/220-240/400 D LT2 UFL Typical THD Vs Load

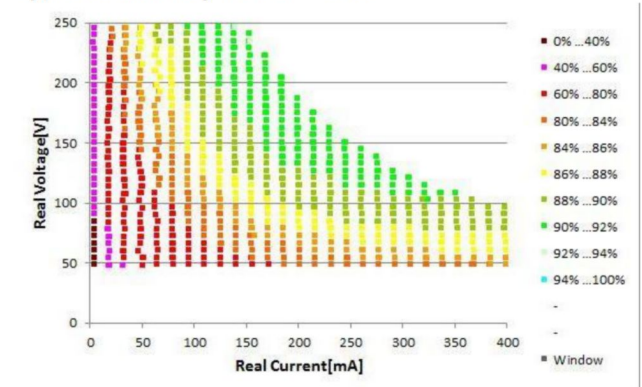
Typical Iout v Rset LEDset2 mode



OT FIT 35,75/220-240/400,700 D LT2 UFL Typical Iout vs Rset (LEDset2 mode)

Typical Efficiency v Load 230 V 50 Hz

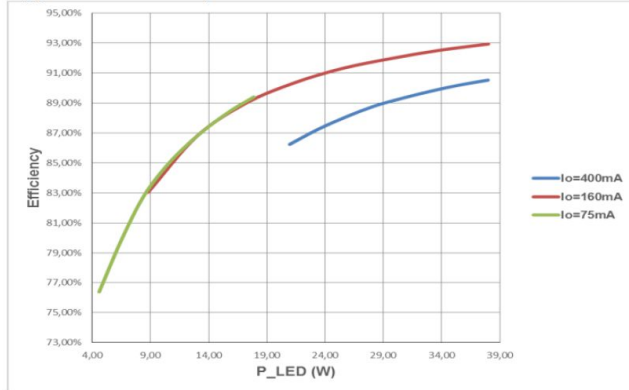
Typical Efficiency vs load – 35W



OT FIT 35/220-240/400 D LT2 UFL Typical Efficiency vs. Load (230 V / 50 Hz)

Typical Efficiency v Load 230 V 50 Hz

Typical Efficiency vs load – 35W



OT FIT 35/220-240/400 D LT2 UFL Typical Efficiency vs. Load (230 V / 50 Hz)

Dimensions & weight



Length	360.0 mm
Width	30.0 mm
Height	11.0 mm ¹⁾
Mounting hole spacing, length	350.0 mm
Cable cross-section, input side	0.5...1.5 mm ²
Cable cross-section, output side	0.5...1.5 mm ²
Wire preparation length, input side	8.0...9.0 mm
Wire preparation length, output side	8.0...9.0 mm
Product weight	180.00 g

1) +/- 0.55 mm

Colors & materials

Casing material	Metal
------------------------	-------

Temperatures & operating conditions

Ambient temperature range	-25...+60 °C
Maximum temperature at tc test point	75 °C
Max.housing temperature in case of fault	110 °C
Temperature range at storage	-40...+85 °C
Permitted rel. humidity during operation	5...85 % ¹⁾

1) Maximum 56 days/year at 85 %

Expected Lifetime

Product name				
OT FIT 35/220...240/400 D LT2 UF L	ECG ambient temperature [ta]	50		
	Temperature at tc-point [°C]	75		
	Lifetime [h]	50000		

Lifespan

ECG lifetime	100000 h / 50000 h ¹⁾
---------------------	----------------------------------

1) At maximum $T_c = 75^\circ\text{C}$ / 10% failure rate / At $T_c = 65^\circ\text{C}$ / 10% failure rate

Capabilities

Programming interface	NFC, LEDset
Dimmable	No
Constant lumen function	No
Max. cable length to lamp/LED module	2.0 m ¹⁾
Suitable for fixtures with prot. class	I
Suitable for emergency lighting	Yes
Type of connection, input side	Push terminal
Type of connection, output side	Push terminal
Number of channels	1
Overheating protection	Automatic reversible
Overload protection	Automatic reversible
Short-circuit protection	Automatic reversible
Intended for no-load operation	No
No-load proof	Yes

1) Output wires must be routed as close as possible to each other

Programming

Programming device	NFC
Tuner4TRONIC Field App	Yes

Certificates & standards

Approval marks – approval	EL / VDE-ENEC / EAC / CCC / BIS / RCM / CE / VDE-EMC
Standards	Acc. to EN 61347-1 / Acc. to EN 61347-2-13 / Acc. to EN 62384 / Acc. to EN 61000-3-2 / Acc. to EN 61000-3-3 / Acc. to EN 61547
Type of protection	IP20
Protection class	1

Logistical data

Commodity code	85044083900
----------------	-------------

Environmental information

Information according Art. 33 of EU Regulation (EC) 1907/2006 (REACH)	
Date of Declaration	22-03-2024
Primary Article Identifier	4052899590960
Declaration No. in SCIP database	In work

Download Data

File		
Certificates	PDF	▶ OT EMC 40050085 200220
Certificates	PDF	▶ OT ENEC 40038085 010322
Certificates	PDF	▶ OT EMC 40044675 031022
CAD data 3-dim	Compressed	▶ OT FIT LT2 UFL CAD3PDF 121119
CAD data 2-dim	Compressed	▶ OT FIT LT2 UFL CAD2PDF 121119
CAD data	Compressed	▶ OT FIT LT2 UFL IGS 121119
CAD data	Compressed	▶ OT FIT LT2 UFL STEP 121119
Mandatory Publications	PDF	▶ OT FIT D LT2 UF L UK DoC 4297435 220322
Declarations of conformity	PDF	▶ OT FIT D LT2 UF L CE 3661214 220322
Declarations of conformity	PDF	▶ EATON(CEAG) Conformity declaration AM17670_OT_FIT35_220-240_400_D_LT2_UF_L
Declarations of conformity	PDF	▶ INOTEC Conformity declaration AM17670_OT_FIT35_220- 240_400_D_LT2_UF_L
User instruction	PDF	▶ OPTOTRONIC LED Power Supply

Ecodesign regulation information:

Intended for use with LED modules.

The forward voltage of the LED light source shall be within the defined operating window of the control gear in all operating conditions including dimming if applicable.

Separate control gear and light sources must be disposed of at certified disposal companies in accordance with Directive 2012/19/EU (WEEE) in the EU and with Waste Electrical and Electronic Equipment (WEEE) Regulations 2013 in the UK. For this purpose, collection points for recycling centres and take-back systems (CRSO) are available from retailers or private disposal companies, which accept separate control gear and light sources free of charge. In this way, raw materials are conserved and materials are recycled.

Logistical Data

Product code	Product description	Packaging unit (Pieces/Unit)	Dimensions (length x width x height)	Volume	Gross weight
4052899590960	OT FIT 35/220...240/400 D LT2 UF L	Shipping carton box 20 Pieces	385 x 160 x 66 mm	4.07 dm ³	3717.00 g

The mentioned product code describes the smallest quantity unit which can be ordered. One shipping unit can contain one or more single products. When placing an order, for the quantity please enter single or multiples of a shipping unit

Disclaimer

Subject to change without notice. Errors and omission excepted. Always make sure to use the most recent release.

Accessories Optional

Product description	Accessory name	Accessory code
OT FIT 35/220...240/400 D LT2 UF L	PRH101 -USB	▶ 4055462165152
OT FIT 35/220...240/400 D LT2 UF L	CPR30 -USB	▶ 4055462165169

X-ON Electronics

Largest Supplier of Electrical and Electronic Components

Click to view similar products for [LED Power Supplies](#) category:

Click to view products by [Osram](#) manufacturer:

Other Similar products are found below :

[PIFC-K250F](#) [PITB-K222A](#) [AC-A60VD24H2.5](#) [ALD-514012PJ134](#) [PWD-60-1-70-P](#) [ESS030W-1050-21](#) [BPOXL 4-12-035](#) [ESS010W-0180-42](#) [ESS010W-0350-24](#) [ESS010W-0200-42](#) [ESM060W-1400-42](#) [ESS010W-0500-12](#) [SLM140W-1.05-130-ZA](#) [ESS015W-0700-18](#) [HVG-240-54AB](#) [OTE 25/220-240/700 PC](#) [OT FIT 30/220-240/700 CS](#) [DAL30W-0600-42-T](#) [HVG-320-48AB](#) [CNB30W-0600-42-CAS](#) [87500757](#) [I-SELECT 2 PLUG 2100MA BL](#) [LCU 48V 75W DC-STR FO](#) [LC 45 W 500-1400 MA FLEXC SC EXC](#) [I-SELECT 2 PLUG 2000MA BL](#) [LC 50/200-350/170 FLEXCC LP SNC3](#) [LCO 14/100-500/38 O4A NF C EXC3](#) [LC 28W 300-700MA 42 FLEXC NF SC EXC3](#) [LC 44/1050/42 FIXC SRL ADV2](#) [LCA 60W 900-1750MA ONE4ALL C PRE](#) [LC 8/180/44 FIXC SR SNC2](#) [LC 19/200-350/54 FLEXC LP SNC4](#) [BXDR-PS-75BS-E116D-01-A](#) [LC 30/500/54 FIXC SR SNC2](#) [LCA 60W 24V ONE4ALL SC PRE SP](#) [LC 60W 75-330MA 310V FLEXC NF H16 EXC4](#) [LC 8/180/42 FIXC PC SR SNC2](#) [LC 10/350/29 FIXC SR SNC2](#) [LC 25/500/43 FIXC SR SNC2](#) [LC 50/100-400/140 PO4A NF H16 PRE3](#) [LC 25/600/42 FIXC SRL ADV2](#) [LCO 24/200-1050/39 NF C ADV3](#) [ELEMENT 35/220...240/900 G3](#) [LC 25W 350-1050MA FLEXC SR EXC](#) [LC 35W 24 ONE4ALL IP PRE](#) [BXDR-PS-25BS-E107D-01-A](#) [LC 17W 250-700MA FLEXC SR EXC](#) [LC 15W 350MA FIXC C SNC](#) [LC 14W 700MA FIXC PC SR SNC2](#) [LC 200W 24V SC SNC](#)