

## OTi DALI 60/220...240/550 D LT2 L

OPTOTRONIC Intelligent – DALI (non-isolated) | Linear constant current LED driver – Dimmable



### Product family features

- Line frequency: 0 Hz | 50 Hz | 60 Hz
- Versatile DALI window driver up to 90 W due to flexible output characteristic
- Supply voltage: 220...240 V
- Available with output current range: up to 1,050 mA
- Constant Lumen Output (CLO)
- Integrated customizable thermal management (Driver Guard)
- DALI-2 certified (Part -101,-102 and -207)

### Product family benefits

- Fully programmable via software (DALI Interface)
- Flexible current setting (LEDset2)
- Lifetime: up to 100,000 h (temperature at  $T_c = 65\text{ }^\circ\text{C}$ , max. 10 % failure rate)
- High-quality dimming of 1...100 % by amplitude dimming (except 80 W versions)
- High quality of light thanks to <1% output ripple current
- Very high efficiency
- Very low standby power consumption: < 0.25 W
- Fulfill safety requirement due to overload, overtemperature, Hot Plug protection

## Areas of application

- Linear lighting for office, education, industry, storage areas and retail
  - Installation in emergency lighting systems according to IEC 61347-2-13, appendix J
  - Suitable for luminaires of protection class I
- 

## Versatile scope of application due to OSRAM DALI Technology:

- Easy to use in corridors and restrooms because of three-level Corridor function
- Touch DIM® application: easy to control via pushbutton or sensor
- Energy efficient Touch DIM® operation due to automatic switch-off at sufficient residual light
- Suitable for emergency Installations (acc. to EN 60598-2-22 and IEC 61347-2-13, appendix J) thanks to DC detection (0 Hz, pulsating DC), on/off switchable
- Feedback of power consumption and operating hours (Fit for SMART GRID)
- Suitable for buildings according to EPBD/BREEAM/LEED due to automatic Constant Lumen Output setting
- Luminaire information for easy maintenance

## Technical data

### Electrical data

Nominal input voltage	220...240 V
Mains frequency	50...60 Hz
Input voltage AC	198...264 V <sup>1)</sup>
Input voltage DC	176...276 V
Current set	DALI / LEDset / Programmable
Total harmonic distortion	< 10 %
Power factor $\lambda$	0.52C...0.97 <sup>2)</sup>
Efficiency in full-load	92.5 % <sup>3)</sup>
Device power loss	5.0 W <sup>4)</sup>
Protective conductor current	<0.5 mA
Inrush current	25 A <sup>5)</sup>
Max. ECG no. on circuit breaker 10 A (B)	15
Max. ECG no. on circuit breaker 16 A (B)	24
Surge capability (L/N-Ground)	2 kV
Surge capability (L-N)	1 kV
Nominal output voltage	54...240 V <sup>6)</sup>
U-OUT (working voltage)	< 250 V
Nominal output current	120...550 mA
Default output current	60 mA <sup>7)</sup>
Output current tolerance	$\pm 3$ % <sup>8)</sup>
Output current LEDset open	60 mA
Output current LEDset shorted	120 mA
Output ripple current (100 Hz)	< 1 %
Output PSTLM	$\leq 1$
Output SVM	$\leq 0.4$
Nominal output power	6.4...60 W
Maximum output power	60 W
Galvanic isolation	Non isolated

1) Permitted voltage range

2) Full load at 230 V

3) at 230 V, 50 Hz

4) Maximum

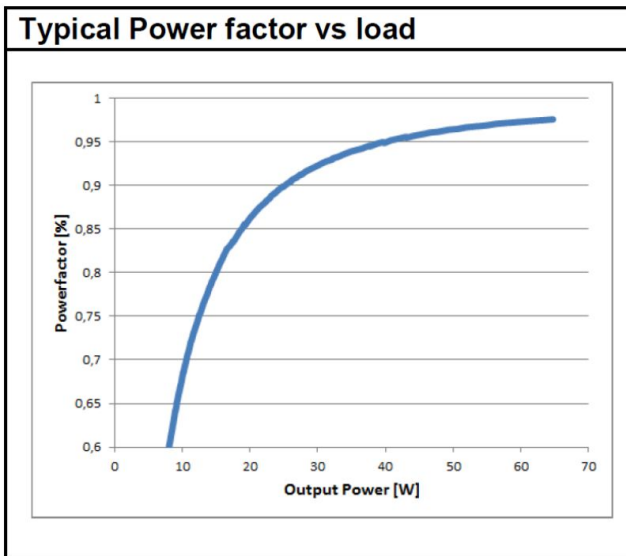
5) At 280  $\mu$ s

6) Maximum 250 V

7) LEDset deactivated

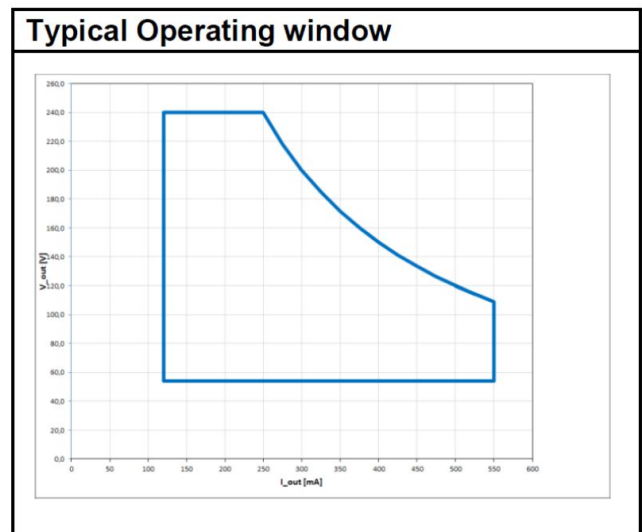
8) When use DALI

## Typical Power Factor v Load



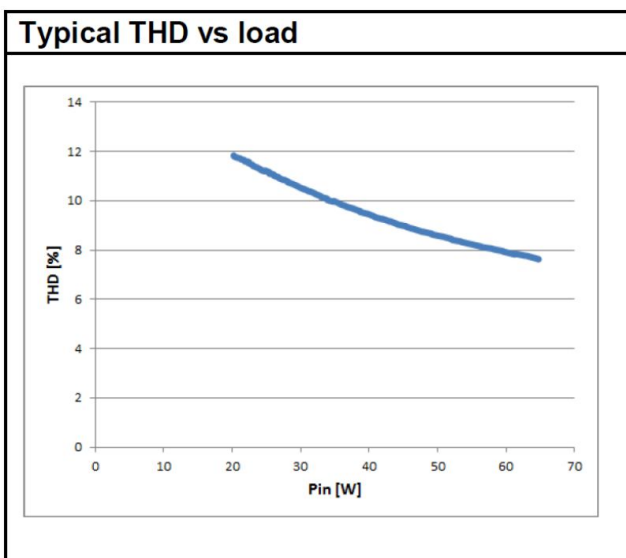
OTI DALI 60/220-240/550 D LT2 L Typical Power Factor vs. Load

## Operating Window



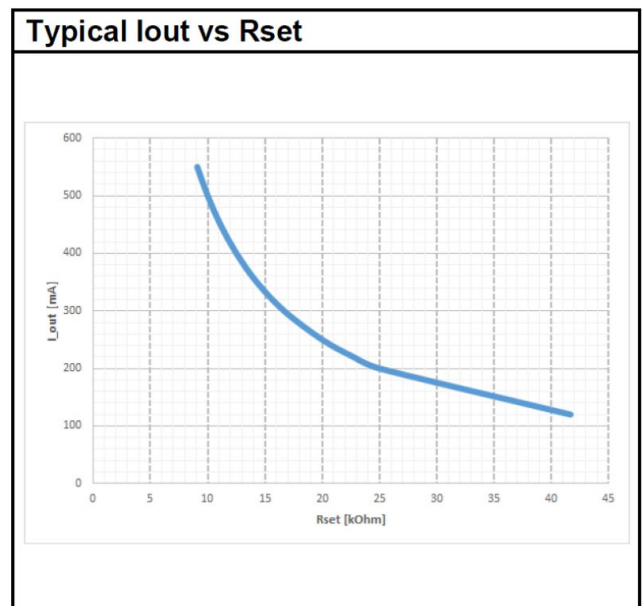
OTI DALI 60/220-240/550 D LT2 L Operating Window

## Typical THD v Load



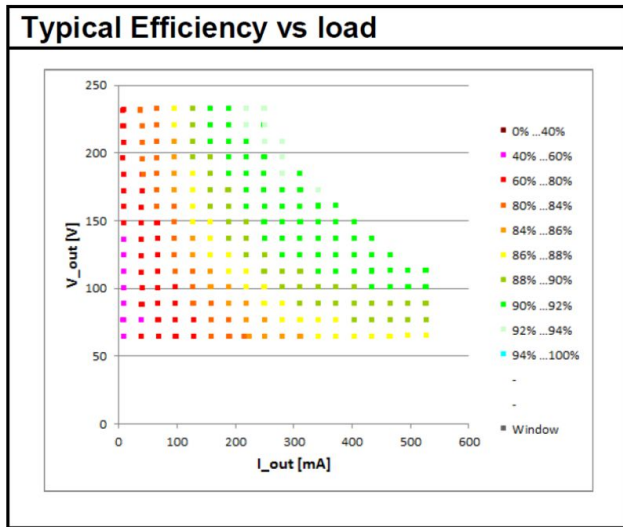
OTI DALI 60/220-240/550 D LT2 L Typical THD Vs Load

## Typical I<sub>out</sub> v R<sub>set</sub> LEDset2 mode



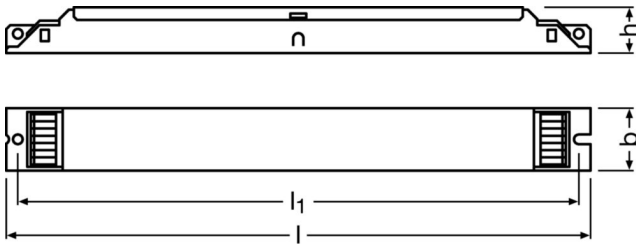
OTI DALI 60/220-240/550 D LT2 L Typical I<sub>out</sub> vs R<sub>set</sub> (LEDset2 mode)

## Typical Efficiency v Load 230 V 50 Hz



OTI DALI 60/220-240/550 D LT2 L Typical Efficiency vs. Load (230 V / 50 Hz)

## Dimensions & weight



<b>Length</b>	280.0 mm
<b>Width</b>	30.0 mm
<b>Height</b>	21.0 mm
<b>Mounting hole spacing, length</b>	270.0 mm
<b>Mounting hole spacing, width</b>	not relevant mm
<b>Cable cross-section, input side</b>	0.5...1.5 mm <sup>2</sup> <sup>1)</sup>
<b>Cable cross-section, output side</b>	0.5...1.5 mm <sup>2</sup> <sup>1)</sup>
<b>Wire preparation length, input side</b>	8.5...9.5 mm
<b>Wire preparation length, output side</b>	8.5...9.5 mm
<b>Product weight</b>	205.00 g

1) Solid or flexible leads

## Colors & materials

<b>Casing material</b>	Metal
<b>Product color</b>	White

## Temperatures & operating conditions

<b>Ambient temperature range</b>	-25...+60 °C
<b>Maximum temperature at tc test point</b>	75 °C
<b>Max.housing temperature in case of fault</b>	110 °C
<b>Temperature range at storage</b>	-25...85 °C
<b>Permitted rel. humidity during operation</b>	5...85 % <sup>1)</sup>

1) Maximum 56 days/year at 85 %

## Lifespan

<b>ECG lifetime</b>	50000 h / 100000 h <sup>1)</sup>
---------------------	----------------------------------

1) At maximum  $T_c = 75^\circ\text{C}$  / 10% failure rate / At  $T_c = 65^\circ\text{C}$  / 10% failure rate

## Additional product data

<b>Encapsulated</b>	No
---------------------	----

## Capabilities

<b>Programming interface</b>	DALI, LEDset
<b>Control interface</b>	DALI
<b>Dimmable</b>	Yes
<b>Dimming interface</b>	DALI-2 / Touch DIM / Touch DIM Sensor
<b>Dimming range</b>	1...100 % <sup>1)</sup>
<b>Dimming method</b>	Full analogue dimming
<b>DALI-2 Diagnostic Data</b>	Yes
<b>DALI-2 Energy Data</b>	Yes
<b>Constant lumen function</b>	Programmable
<b>Max. cable length to lamp/LED module</b>	2.0 m <sup>2)</sup>
<b>Suitable for fixtures with prot. class</b>	I
<b>Suitable for emergency lighting</b>	Yes
<b>Type of connection, input side</b>	Push terminal
<b>Type of connection, output side</b>	Push terminal
<b>Number of channels</b>	1
<b>Overheating protection</b>	Automatic reversible
<b>Overload protection</b>	Automatic reversible
<b>Short-circuit protection</b>	Automatic reversible
<b>Intended for no-load operation</b>	No
<b>No-load proof</b>	Yes

1) For maximum nominal output current

2) Output wires must be routed as close as possible to each other

## Programming

Programming device	DALI magic
Tuner4TRONIC	Yes
Tuner4TRONIC Field App	Yes

## Programmable features

Emergency Mode	Yes
DALI Settings	Yes
DALI-2 Luminaire Data	Yes
TouchDIM + Sensor	Yes
Corridor Functionality	Yes
Emergency Mode	Yes

## Certificates & standards

Approval marks – approval	CE / EL / VDE-ENEC / VDE-EMC / EAC / CCC / BIS / RCM
Standards	Acc. to EN 61347-1 / Acc. to EN 61347-2-13 / Acc. to EN 55015 / Acc. to EN 61547 / Acc. to EN 61000-3-2 / Acc. to EN 62384 / Acc. to EN 62386
Type of protection	IP20
Protection class	I

## Logistical data

Commodity code	850440829000
----------------	--------------

## Environmental information

Information according Art. 33 of EU Regulation (EC) 1907/2006 (REACH)	
Date of Declaration	22-03-2024
Primary Article Identifier	4052899188662   4052899315884   4052899494206   4062172082167
Declaration No. in SCIP database	In work



## Download Data

File		
Certificates	PDF	▶ OTI DALI OT FIT D LT2 L CB DE1 58970 040320
Certificates	PDF	▶ OT ENEC 40038085 010322
Certificates	PDF	▶ LED drivers EMC 40011668 300922
Certificates	PDF	▶ 539639_CD Test Approval
CAD data 3-dim	Compressed	▶ 505454_CAD data OTi DALI 60/220-240/550 D LT2 L
CAD data PDF	PDF	▶ 505460_CAD data OTi DALI 60/220-240/550 D LT2 L
Declarations of conformity	PDF	▶ EATON(CEAG)-Conformity declaration AN00950 OTI DALI 60/220-240/550 D LT2 L
Declarations of conformity	PDF	▶ INOTEC-Conformity declaration AN00950 OTI DALI 60/220-240/550 D LT2 L
Declarations of conformity	PDF	▶ 727247_EC OTi
Declarations of conformity	PDF	▶ OTi DALI D LT2 L UK DoC 4281086 180221
Declarations of conformity	PDF	▶ OTI DALI D LT2 L CE 3667898 210921
Declarations of conformity	PDF	▶ EATON(CEAG)-Conformity declaration AM00138_OTIDALI60_220_240_550_D_LT2_L
Declarations of conformity	PDF	▶ INOTEC- Conformity declaration AM00138_OTIDALI60_220_240_550_D_LT2_L
User instruction	PDF	▶ OPTOTRONIC® LED Power Supply

## Ecodesign regulation information:

Intended for use with LED modules.

The forward voltage of the LED light source shall be within the defined operating window of the control gear in all operating conditions including dimming if applicable.

Separate control gear and light sources must be disposed of at certified disposal companies in accordance with Directive 2012/19/EU (WEEE) in the EU and with Waste Electrical and Electronic Equipment (WEEE) Regulations 2013 in the UK. For this purpose, collection points for recycling centres and take-back systems (CRSO) are available from retailers or private disposal companies, which accept separate control gear and light sources free of charge. In this way, raw materials are conserved and materials are recycled.

## Logistical Data

Product code	Product description	Packaging unit (Pieces/Unit)	Dimensions (length x width x height)	Volume	Gross weight
4052899188662	OTi DALI 60/220...240/550 D LT2 L	Shipping carton box 20 Pieces	303 x 159 x 101 mm	4.87 dm <sup>3</sup>	4296.00 g
4052899494206	OTi DALI 60/220...240/550 D LT2 L	Shipping carton box 20 Pieces	305 x 161 x 104 mm	5.11 dm <sup>3</sup>	4277.00 g

The mentioned product code describes the smallest quantity unit which can be ordered. One shipping unit can contain one or more single products. When placing an order, for the quantity please enter single or multiples of a shipping unit

## Data privacy

This OSRAM driver can be configured using the Tuner4TRONIC software. This requires registering on [www.myosram.com](http://www.myosram.com) and downloading the Tuner4TRONIC software from the Internet. The Tuner4TRONIC software enables users to access and view the operational data of a luminaire or driver via the corresponding programming interfaces. A password key (Config Lock) must be set up in the driver via the Tuner4TRONIC software in order to control which users can access and view operational data. Follow the instructions for password setup. To grant an external person or company rights to access or view operational data, you can assign password keys. In this case, however, you are responsible for ensuring that the third party concerned takes notice of the information described here.

However, OSRAM can read out operating data from devices for maintenance and service purposes even when a password key has been assigned. In individual cases, OSRAM will also use its access rights in order to optimize or improve driver hardware and driver functions. In accordance with data privacy principles, any user of operating data (luminaire manufacturers, third parties with access rights) must ensure that personal data (e.g. name, address, location IDs) are only merged with the prior written consent of the person (end user) concerned. The respective user of the operating data is responsible for providing evidence of consent.

## Disclaimer

Subject to change without notice. Errors and omission excepted. Always make sure to use the most recent release.

## X-ON Electronics

Largest Supplier of Electrical and Electronic Components

*Click to view similar products for [LED Power Supplies](#) category:*

*Click to view products by [Osram](#) manufacturer:*

Other Similar products are found below :

[PIFC-K250F](#) [PITB-K222A](#) [AC-A60VD24H2.5](#) [ALD-514012PJ134](#) [PWD-60-1-70-P](#) [ESS030W-1050-21](#) [BPOXL 4-12-035](#) [ESS010W-0180-42](#) [ESS010W-0350-24](#) [ESS010W-0200-42](#) [ESM060W-1400-42](#) [ESS010W-0500-12](#) [SLM140W-1.05-130-ZA](#) [ESS015W-0700-18](#) [HVG-240-54AB](#) [OTE 25/220-240/700 PC](#) [OT FIT 30/220-240/700 CS](#) [DAL30W-0600-42-T](#) [HVG-320-48AB](#) [CNB30W-0600-42-CAS](#) [87500757](#) [I-SELECT 2 PLUG 2100MA BL](#) [LCU 48V 75W DC-STR FO](#) [LC 45 W 500-1400 MA FLEXC SC EXC](#) [I-SELECT 2 PLUG 2000MA BL](#) [LC 50/200-350/170 FLEXCC LP SNC3](#) [LCO 14/100-500/38 O4A NF C EXC3](#) [LC 28W 300-700MA 42 FLEXC NF SC EXC3](#) [LC 44/1050/42 FIXC SRL ADV2](#) [LCA 60W 900-1750MA ONE4ALL C PRE](#) [LC 8/180/44 FIXC SR SNC2](#) [LC 19/200-350/54 FLEXC LP SNC4](#) [BXDR-PS-75BS-E116D-01-A](#) [LC 30/500/54 FIXC SR SNC2](#) [LCA 60W 24V ONE4ALL SC PRE SP](#) [LC 60W 75-330MA 310V FLEXC NF H16 EXC4](#) [LC 8/180/42 FIXC PC SR SNC2](#) [LC 10/350/29 FIXC SR SNC2](#) [LC 25/500/43 FIXC SR SNC2](#) [LC 50/100-400/140 PO4A NF H16 PRE3](#) [LC 25/600/42 FIXC SRL ADV2](#) [LCO 24/200-1050/39 NF C ADV3](#) [ELEMENT 35/220...240/900 G3](#) [LC 25W 350-1050MA FLEXC SR EXC](#) [LC 35W 24 ONE4ALL IP PRE](#) [BXDR-PS-25BS-E107D-01-A](#) [LC 17W 250-700MA FLEXC SR EXC](#) [LC 15W 350MA FIXC C SNC](#) [LC 14W 700MA FIXC PC SR SNC2](#) [LC 200W 24V SC SNC](#)