

SEALED, ILLUMINATED ROCKER SWITCHES

ATTRACTIVE & RUGGED FOR WET & DUSTY ENVIRONMENTS

The OTTO K5 series is a quality, precision switch designed to comply with standards established for appliance, marine (ignition protection) and off-road vehicles along with other demanding applications where rugged rocker switches are required.

K5 series sealed rocker switches snap into industry-standard panel cutouts. Choose illuminated and printed legends, thru-panel drain option and switching compatibility from low level up to 20 amps.

The K5 series offers a choice of LED, incandescent and neon illumination. Legends can be stamped onto a non-illuminated button, stamped onto an illuminated lens or laser etched into the lens and backlit.

Available in standard and low level contact ratings, the K5 rockers will fit a wide range of applications. Expect a minimum of 25,000 cycles at a full rated load of 20 amps resistive or 15 amps inductive. 100,000 cycles mechanical. A full complement of switch operation is available including momentary and maintained action in 2 or 3-position switches in SPST, SPDT, SPTT, DPST and DPDT circuit arrangements.

OTTO can provide custom colors upon request. Value-added assemblies with wire leads are also available. Please consult the factory for assistance.

Features:

- Sealed watertight per IP68S
- Snap-in panel mounting into industry standard panel cutout
- Optional panel seal gasket
- LED, neon & incandescent lighting
- 0.250" Quick Connect terminals
- Optional one-piece connector
- Optional terminal barriers
- Low level up to 20 amp switch
- Configurable Single Pole Triple Throw (SPTT) with external jumpers
- Soft Touch button available
- RoHS/WEEE/Reach compliant



Raised Bars Shown

Standard Characteristics/Ratings:

ELECTRICAL RATINGS:

Load	Sea Level @ 28VDC	Sea Level @ 115VAC, 60/400Hz
Resistive	20A	16A
Inductive	15A	15A
Lamp	5A	5A
Motor	0.5HP @ 110VAC	
DWV	1050Vrms except across light terminals	
Low Level	10mA @ 30mV	

Electrical Life: 25,000 cycles

LIGHTING:

Light Source	Rating
Incandescent	(VDC) 6V, 12V, 24V
Neon	(VAC) 125V, 250V
LED	(VDC) 2V, 6V, 12V, 24V

Mechanical Life: 100,000 cycles

Seal: IP68S

Operating Temp Range: -40°C to +85°C

MATERIALS:

Case:	Thermoplastic
Button:	Thermoplastic
Terminals/Contact:	Brass, silver alloy with silver plate, gold flash for low level
Terminal Hardware:	K5 series recommended Quick Connect terminals: AMP 60253-2 for 12-16 AWG AMP 42100-2 for 14-18 AWG
Mounting Hardware:	None provided

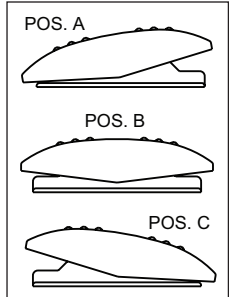
SEALED, ILLUMINATED ROCKER SWITCHES

SNAP-IN PANEL MOUNTING

K5 SERIES PART NUMBER CODE

Part Number Code Continued Below

K5		X		X		XX		X		X		
Base Options		Rocker Color*/Style		Rocker Features		Switch Action/Circuit		Light Source Type		Light Circuit		
A. With Keying Pin Only Standard Rating Silver Plate	A. Black Plastic Rocker	B. Black "Soft Touch" Rocker	C. Red Plastic Rocker	1. No Feature	1. No Feature	1A. 3-4	NONE	OFF	SPST	A. No Illumination	Circuit	Terminal Connections
B. Without Barriers or Pin Standard Rating Silver Plate	D. Red "Soft Touch" Rocker	E. White Plastic Rocker	F. White "Soft Touch" Rocker	2. Lens	2. Lens	2A. 3-4/8-9	NONE	OFF	DPST	B. 6V Incandescent	B. Dep. in "A"	1(-) & 4(+)
C. With Terminal Barriers Only Standard Rating Silver Plate	H. Green Plastic Rocker	J. Orange Plastic Rocker	M. Gray Plastic Rocker	3. Raised Bars	3. Raised Bars	1B. 3-4	NONE	3-2	SPDT	C. 12V Incandescent	C. Dep. in "C"	2(+) & 5(-)
D. With Keying Pin Only Low Level Rating Gold Plate	L. Gray "Soft Touch" Rocker	M. Gray Plastic Rocker		4. Raised Lit Bars	4. Raised Lit Bars	2B. 3-4/8-9	NONE	3-2/8-7	DPDT	D. 24V Incandescent	D. Ind. in "A"	1(-) & 6(+)
E. Without Barriers or Pin Low Level Rating Gold Plate	*Additional colors available. Contact factory.			NOTE: Soft Touch rockers require same color lenses/ lit bars for both positions.		1C. (3-4)	NONE	OFF	SPST	E. 125VAC Neon	E. Ind. in "C"	5(-) & 10(+)
F. With Terminal Barriers Only Low Level Rating Gold Plate						2C. (3-4)/(8-9)	NONE	OFF	DPST	F. 250VAC Neon	F. Dep. in "A"	1(-) & 4(+)
G. With Keying Pin Only Standard Rating No Plate						1D. (3-4)	NONE	3-2	SPDT	G. 2V Red LED	G. Dep. in "A"	1(-) & 4(+)
H. Without Barrier or Pin Standard Rating No Plate						2D. (3-4)/(8-9)	NONE	3-2/8-7	DPDT	H. 6V Green LED	H. Ind. in "C"	5(-) & 10(+)
J. With Terminal Barriers Only Standard Rating No Plate						1E. (3-4)	OFF	(3-2)	SPDT	J. 2V Amber LED	J. Dep. in "A"	1(-) & 4(+)
						2E. (3-4)/(8-9)	OFF	(3-2)/(8-7)	DPDT	K. 6V Red LED	K. Ind. in "C"	2(+) & 5(-)
						1F. 3-4	OFF	3-2	SPDT	L. 6V Green LED	L. Ind. in "A"	1(-) & 6(+)
						2F. 3-4/8-9	OFF	3-2/8-7	DPDT	M. 6V Amber LED	M. Ind. in "C"	2(+) & 5(-)
						1G. (3-4)	OFF	3-2	SPDT	N. 12V Red LED	N. Ind. in "A"	1(-) & 6(+)
						2G. (3-4)/(8-9)	OFF	3-2/8-7	DPDT	P. 12V Green LED	P. Ind. in "C"	5(-) & 10(+)
										Q. 12V Amber LED	Q. Ind. in "A"	1(-) & 6(+)
										R. 24V Red LED	R. Ind. in "C"	5(-) & 10(+)
										S. 24V Green LED		
										T. 24V Amber LED		



Special Circuits			
Position "A"	Position "B"	Position "C"	Special Circuits
1H. 3-4/8-9	8-9	OFF	ON/ON/OFF
1J. 3-4/8-9	8-9	NONE	ON/ON/NONE
1K. (3-4)/(8-9)	8-9	OFF	(ON)/ON/OFF
1L. (3-4)/(8-9)	8-9	NONE	(ON)/ON/NONE
1M. 3-4/8-9	3-2/8-9	3-2/8-7	ON/ON/ON
1N. (3-4)/(8-9)	3-2/8-9	3-2/8-7	(ON)/ON/ON
1P. (3-4)/(8-9)	3-2/8-9	(3-2)/(8-7)	(ON)/ON/(ON)
2R. 3-4/8-9	OFF/8-9	OFF/OFF	ON/OFF/OFF
2S. (3-4)/8-9	OFF/8-9	OFF/OFF	(ON)/OFF/OFF

NOTE: All code combinations are not feasible. Consult factory for product availability.

NOTE: () denotes momentary action.

K5 PART NUMBER CODE - CONTINUED FROM ABOVE

X		X		XX		XX		X		X		X	
Lens Color		Legend Style		Legend Color		Legend Orientation							
Position "A"	Position "C"	Position "A"	Position "C"	Position "A"	Position "C"	Position "A"	Position "C"						
1. Transparent Red	1. Transparent Red	ZZ. No Legend	ZZ. No Legend	1. Red	1. Red	1. Std.	1. Std.						
2. Transparent Green	2. Transparent Green			2. Black	2. Black	2. 90°	2. 90°						
3. Transparent Amber ①	3. Transparent Amber ①			9. White	9. White	3. 180°	3. 180°						
4. Clear ①	4. Clear ①			B. Backlight/Daylight White ③	B. Backlight/Daylight White ③	4. 270°	4. 270°						
5. Translucent White ②	5. Translucent White ②			D. Backlight/Deadfront ③	D. Backlight/Deadfront ③								
Z. No Lens	Z. No Lens			Z. No Legend	Z. No Legend								


NOTE: It is not recommended to use green LEDs with translucent white lenses. This will reduce light intensity. Use clear lenses with green LEDs for maximum light intensity.

① Recommended for neon lamps.
② Special Order: Ultra bright green LEDs to be used with translucent white lens.

STOP HERE for lighted switches without legends.

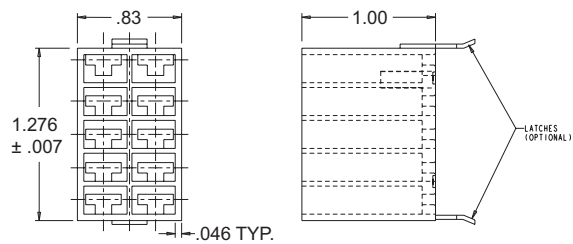
Example:
K5AA331FNH-44

③ Only available on Rocker Style "A" & Rocker Features "1" and lens color "Z" for each position.



STOP HERE for unlighted switches without legends.

Example:
K5AA331BAA



K5 Connector
P/N 801775-2A Without Latches
P/N 801775-2B With Latches

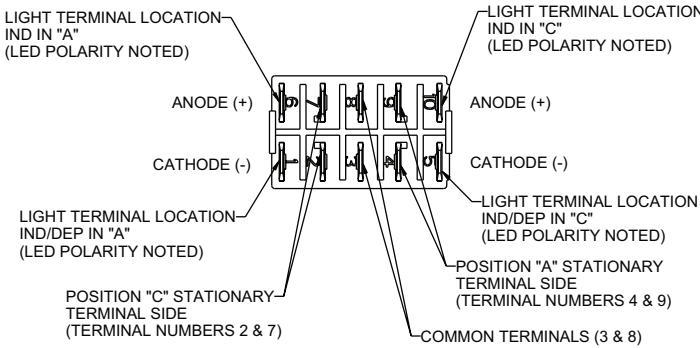
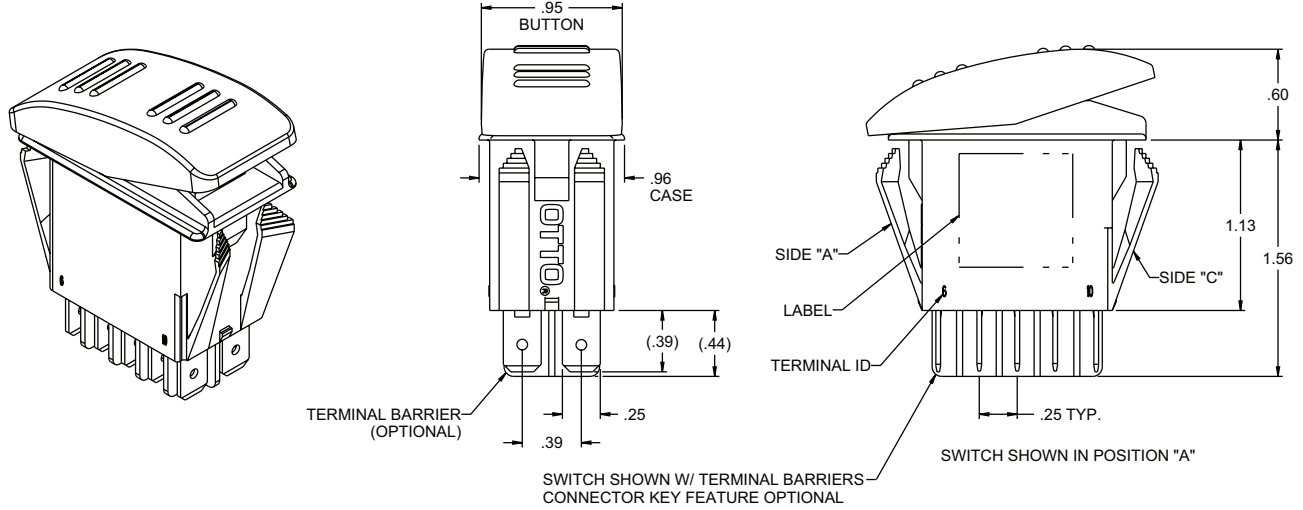
Recommended Quick Connect Terminals
AMP 60253-2 for 12-16 AWG
AMP 42100-2 for 14-18 AWG

Panel Seal Gasket
P/N 807109

• K5 panel plugs available as shown on page 160.

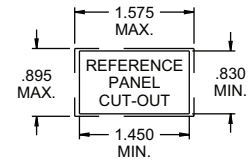
SEALED, ILLUMINATED ROCKER SWITCHES

ATTRACTIVE & RUGGED FOR WET & DUSTY ENVIRONMENTS



TERMINAL LOCATIONS AS VIEWED FROM BOTTOM OF SWITCH
(CASE REMOVED FOR CLARITY)
CONTACT MADE IN OPPOSITE DIRECTION OF ROCKER TRAVEL

MOUNTING OPENING:
 PANEL THICKNESS RANGE OF .105 - .187 A GASKET IS RECOMMENDED
 PANEL THICKNESS RANGE OF .105 - .187 W/O GASKET
 PANEL OPENING: MIN. TYP. MAX.
 WIDTH .830 .863 .895
 LENGTH 1.450 1.513 1.575



 <p>SPECIAL CIRCUIT - ON-ON-ON SCHEMATIC</p>	<p>DPST - ON-NONE-OFF SCHEMATIC</p>	<p>DPDT - ON-NONE-ON SCHEMATIC</p>	<p>DPST - (ON)-NONE-OFF SCHEMATIC</p>	<p>DPDT - (ON)-NONE-ON SCHEMATIC</p>
<p>GENERAL SCHEMATIC INFORMATION</p> <p>○—○ INDICATES MAINTAIN ACTION (FIXED POSITION) ▼—○ INDICATES MOMENTARY ACTION (AUTOMATIC RETURN POSITION)</p> <p>FOR OTHER LIGHTING SCHEMATICS REPLACE FOLLOWING SYMBOLS:</p> <p> INCANDESCENT (REPLACE RESISTOR & LED) NEON (REPLACE LED)</p>	<p>DPDT - (ON)-OFF-(ON) SCHEMATIC</p>	<p>DPDT - ON-OFF-ON SCHEMATIC</p>	<p>DPDT - (ON)-OFF-ON SCHEMATIC</p>	<p>DPDT - ON-NONE-ON SCHEMATIC W/DEPENDENT LED IN "A"</p>
<p>DPDT - ON-NONE-ON SCHEMATIC W/INDEPENDENT LED IN "A"</p>	<p>DPDT - ON-NONE-ON SCHEMATIC W/INDEPENDENT LED IN "C"</p>	<p>DPDT - ON-NONE-ON SCHEMATIC W/DEPENDENT LED IN "A" & "C"</p>	<p>DPDT - ON-NONE-ON SCHEMATIC W/DEPENDENT LED IN "A" & INDEPENDENT LED IN "C"</p>	<p>DPDT - ON-NONE-ON SCHEMATIC W/INDEPENDENT LED IN "A" & DEPENDENT LED IN "C"</p>
<p>DPDT - ON-NONE-ON SCHEMATIC W/INDEPENDENT LED IN "A" & "C"</p>				

SNAP-IN PANEL MOUNTING

Standard Legends Per SAE Specifications

STANDARD LEGENDS PER SAE SPECIFICATIONS								
A1		ANCHOR	K2		UNLOCK	P5		BILGE BLOWER
B1		BATTERY	L1		LIGHT	R1		LIFT
B2		ELECTRIC POWER	L2		MASTER LIGHTING SWITCH	R2		LOWER
C1		AC/COOLING SYSTEMS	L3		HEADLIGHTS	R3		UP
C2		DEHUMIDIFIER	L4		HEADLIGHTS-LOW / DIPPED BEAM	R4		DOWN
C3		HEATER/INTERIOR HEATING	L5		HEADLIGHTS-HIGH / UPPER BEAM	R5		RIGHT
D1		WINDSHIELD DEFROSTER	L6		PARKING LIGHT	R6		LEFT
D2		REAR WINDOW DEFROSTER	L7		WORK LAMP	R7	FWD	FORWARD
D3		MIRROR DEFROSTER	L8		WORK LAMP	R8	REV	REVERSE
E1		ENGINE/START	L9		INTERIOR DOME LIGHT	S1		RADIO
E2		ENGINE/STOP	M1		BEACON	S2		MUTE
E3		ON/START	M2		HAZARD/POSITION LIGHTS	T1		FAST
E4	○	OFF/STOP	M3		CLEARANCE LIGHTS	T2		SLOW
E5	ON	ON	M4		SIDE MARKER LIGHT	T3		TRIM TAB / TRIMMING OPERATION
E6	OFF	OFF	M5		RUNNING LIGHTS (UNDER POWER)	T4		TRANSMISSION
E7		ENGINE ELECTRIC PREHEAT	M6		ANCHOR LIGHT	V1		VENTILATING / AC FAN
E8		ENGINE-GAS INJECTION	M7		RUNNING/ANCHOR LIGHTS	W1		WINDSHIELD WIPER
F1		FRONT FOG LIGHTS	M8		SEARCH LIGHT	W2		WINDSHIELD-WASHER
F2		REAR FOG LIGHTS	M9		LEFT TURN SIGNAL	W3		WINDSHIELD-WASHER/WIPER
G1		FUEL	MA		RIGHT TURN SIGNAL	W4		REAR WINDOW WIPER
H1		HORN	P1		BILGE PUMP #1	W5		REAR WINDOW-WASHER
H2		HORN REAR	P2		BILGE PUMP #2	W6		REAR WINDOW-WASHER/WIPER
K1		LOCK	P3		BILGE PUMP #3	ZZ		NO LEGEND
			P4		BILGE PUMP			

For legends not shown, please consult an OTTO representative.

X-ON Electronics

Largest Supplier of Electrical and Electronic Components

Click to view similar products for [Rocker Switches](#) category:

Click to view products by [OTTO](#) manufacturer:

Other Similar products are found below :

[LTILA6E-1S-WH-RC-FN12VXCR1](#) [6-1571986-9](#) [8007K26N324V52](#) [8055K23Z7V](#) [8055K32Z7V](#) [8055K52Z7V](#) [8138K20E6M50](#) [84206L](#)
[84312LX](#) [PREDD5-07F-BB0GW](#) [999-16716-002](#) [999-16716-003](#) [999-16716-004](#) [A101J1V3Q004](#) [A101J2ZQ004](#) [A101J4ZQ004](#)
[A101J51CB0004](#) [A103J1ZQ004](#) [A201J1AQ004](#) [A201J3ZB004](#) [A201J50ZQ004](#) [A203J51ZQ0004](#) [A435S1YZQ](#) [H8500XBBBBL-A](#)
[H8653VBBG2577W](#) [HB130CHNWWNAAC](#) [R13112ABB-602W](#) [1251.0303](#) [AE205J60V3B004](#) [1352.0107](#) [1571099-3](#) [1571987-4](#)
[1571987-5](#) [1571989-7](#) [1571988-5](#) [B123J77V7B2](#) [B226J50W4Q22P](#) [B433J37ZQ22M](#) [160212E](#) [1634200-7](#) [1801.1164](#) [1839.1502](#) [PANEL-](#)
[PLUG-VHP-BLACK](#) [PANEL-PLUG-VHP-WT](#) [K1ABBSCADN](#) [KG312A2DXD246X](#) [250011E714](#) [2600HM11E](#) [2600R21E](#) [260413E](#)