





VDS6000 Series PC Oscilloscope

- + Two channel ultra thin design
- + Up to 100MHz bandwidth, and max 1GS/s real-time sample rate
- + 5MHz signal generator as standard
- + 8 bits, 12 bits, 14 bits vertical accuracy, more accurate measurement
- + Max 10M record length
- + Friendly UI : X-Y, and waveform 2 views displayed on the same screen
- + SCPI、LABVIEW supported
- + Support the secondary development of windows / Linux / Android / ios platform
- + USB typ-c power supply, faster data transmission, support 5-15v wide voltage power supply
- + WIFI unlimited transmission, more convenient to use.
(WiFi accessories are required)

+ Performance Specifications

Model	VDS6102	VDS6102A
Bandwidth	100MHz	
Channel	2+1 (signal source)	
Sample Rate	1GSa/s	
Rise Time	≤3.5 ns	
Horizontal Scale (s/div)	5ns/div ~ 100s/div, step by 1 ~ 2 ~ 5	
Sampling mode	General sampling, peak detection, average	
Record Length	10M	
Input Coupling	DC, AC, GND	
Input Impedance	1MΩ±2%, in parallel with 15pF±5pF	
Time base accuracy	±25ppm	
Interval (ΔT) Accuracy (full bandwidth)	Single: ±(1 interval time+100ppm×reading+0.6ns), Average > 16: ±(1 interval time+100ppm×reading+0.4ns)	
Vertical Sensitivity	2mV/div ~ 5V/div	
Vertical Resolution (A/D)	8bits	8bits,12bits,14bits
Max Input Voltage	40V Peak value (DC + AC Peak value)	
Bandwidth limitation	20 MHz, full bandwidth	
Probe Attenuation Factor	1X, 10X, 100X, 1000X	
Isolation between channels	50Hz: 100 : 1, 10MHz: 40 : 1	
Interpolation	Sin(x)/x	
Displacement range	±20 V (100 mV/div – 500 mV/div); ±40 V (1 V/div – 5 V/div)	
Single Bandwidth	full bandwidth	
Low frequency response (AC coupling, - 3dB)	≥5Hz (in BNC)	
DC Gain Accuracy	±3%	±2%
Trigger Type	Edge, Pulse, Video, Slope,	

Line / Field Frequency (video)	NTSC, PAL, and SECAM standard	
Trigger Mode	Auto, Normal, and Single	
Cursor Measurement	ΔV , and ΔT between cursors	
Automatic Measurement	Vpp, Vmax, Vmin, Vtop, Vbase, Vamp, Vavg, Vrms, Overshoot, Preshoot, Freq, Period, Rise Time, Fall Time, Delay A→B  , Delay A→B  , +Width, -Width, +Duty, -Duty	
Lissajous Figure	Bandwidth	full bandwidth
	Phase Difference	± 3 degrees
Communication Interface	USB (Typ-c); LAN, WIFI	
Power Consumption	$\leq 8W$	
Dimensions (W x H x D)	190mm x 120mm x 18mm	
Device Weight	0.4kg	

Signal source parameters

Standard waveform	sine (0.1 Hz - 5 MHz) 、 Rectangular wave (0.1 Hz-200 kHz) 、 Sawtooth wave (1 Hz-10 kHz) 、 Pulse wave (1 Hz-10 kHz)
Maximum output frequency	5 MHz
Sample Rate	25M Sa/s
Channel	1
Vertical Resolution (A/D)	10bits
Output amplitude	10mVpp - 5Vpp
DC offset range (AC+DC)	$\pm(2.5 Vpk - Amplitude Vpp/2)$
Output impedance	50 Ω Typical

Specifications subject to change without prior notice.

+ Application

design and debug circuit function test education and training

+ Accessories

The accessories subject to final delivery.



Probe



Probe Adjust



USB Cable



Silicon Gel Case



CD Rom



WIFI Modular(optional)



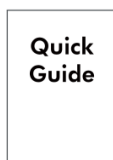
Adapter



Power Cord



Q9 line



Quick Guide

X-ON Electronics

Largest Supplier of Electrical and Electronic Components

Click to view similar products for [Benchtop Oscilloscopes](#) category:

Click to view products by [OWON](#) manufacturer:

Other Similar products are found below :

[TBS2102B](#) [TBS1102C](#) [TBS1202C](#) [DSO3064A](#) [DSO5102P](#) [MSO5062D](#) [CC-650](#) [GDS-2072A](#) [GDS-2074E](#) [GDS-2202E](#) [GDS-2204E](#) [2555](#)
[2557](#) [2568](#) [BK2190E](#) [HDO4104A](#) [HDO4024A](#) [2540C](#) [2542C](#) [2569-MSO](#) [2190E](#) [DSOX2004A/DSO0000-903](#) [GDS-2202A](#) [MDO-2202EG](#)
[MDO-2204EX](#) [HANTEK DSO4084B](#) [HANTEK DSO4084C](#) [HANTEK DSO4104B](#) [HANTEK DSO4104C](#) [HANTEK DSO4204B](#) [HANTEK](#)
[DSO4204C](#) [HANTEK DSO4254B](#) [DSO-2090](#) [DSO-2150](#) [DSO5062B](#) [RTB2K-202](#) [RTC1K-COM2](#) [UTD2025CL](#) [UTD2052CL](#) [CC-65](#)
[MSO5202D](#) [PICOSCOPE5444DMSO](#) [GDS-1054B](#) [GDS-1074B](#) [GDS-1102B \(CE\) 2CH](#) [GDS-1104B](#) [GDS-2072E](#) [GDS-2102E](#) [ANALOG](#)
[DISCOVERY 2 PRO BUNDLE](#) [AX-DS1052CFM](#)