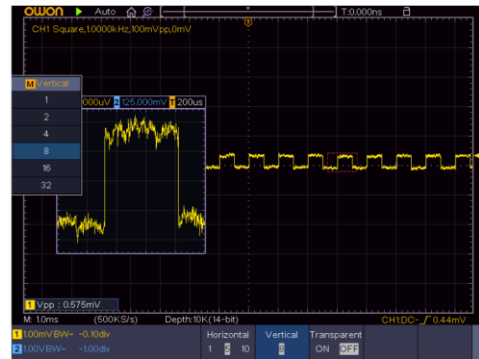
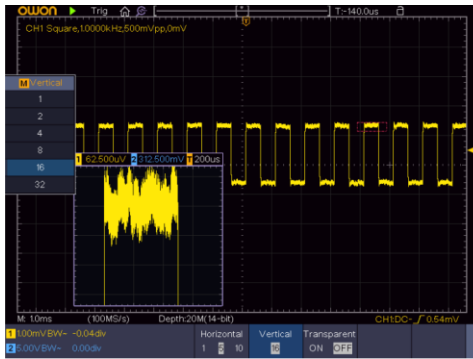




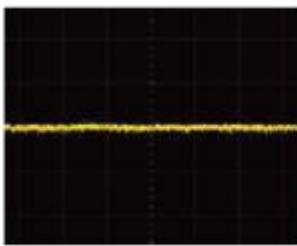
XDS3000-E Series 4CH DSO

- + 60MHz - 200MHz Bandwidth, 1GS/s sample rate
- + 14-bit high resolution ADC
- + 40M record length max 70,000 wfms/s waveform refresh rate
- + low back ground noise
- +8 inch 800 x 600 high resolution LCD, optional multi-touch screen, more user-friendly operation experience
- + SCPI, and LabVIEW supported
- + multi- trigger, and bus decoding function
- + multi-interface integration - USB host, USB device, USB port for PictBridge, LAN, AUX, and VGA


1. XDS series introduce 14 bits hardware ADC, the precision is 64 times against other oscilloscope on market. Equipping with OWON' s original magnifier function, it can observe the signal low down to 31.25 μ V/div.



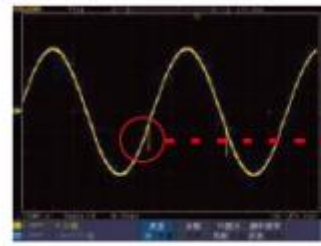
2. Xvisual platform - restore the waveform detail fullyt



low background noise

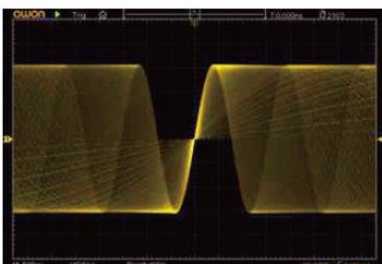


40M record length

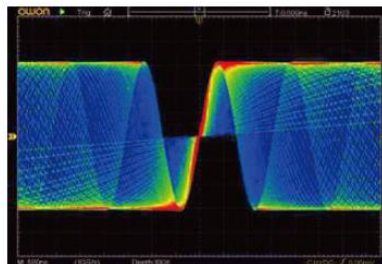


and 75,000 wfms/s refresh rate, easily capturing exceptional, and low probability events

3. multi-level grayscale, and color temperature display



within certain unit time, more frequent one waveform pixel appears, more vivid it is



the frequency of waveform reflecting in color temperature value, larger the value is, more frequent the waveform appears

4. multi-trigger supported - Logic, Time-out, I²C, SPI, RS232, Runt, Windows, Nth Edge, and CAN
5. serial bus coding available in I2C, SPI, RS232, and CAN
6. Its multi-point touch function improves operation efficiency considerably

+ Performance Specifications

Model	XDS3064E	XDS3104E	XDS3064AE	XDS3104AE	XDS3204AE	XDS3104	XDS3204E
Bandwidth	60MHz	100MHz	60MHz	100MHz	200MHz	100MHz	200MHz
Sample Rate	1GS/s					1GS/s (500MS/s for each channels)	
Vertical Resolution (A/D)	8 bits		14 bits			8 bits	
Record length	40M						
Waveform Refresh Rate	45,000 wfms/s				70,000 wfms/s		
Horizontal Scale (s/div))	2ns/div - 1000s/div, step by 1 - 2 - 5						
Rise Time (at input, typical)	≤5.8ns	≤3.5ns	≤5.8ns	≤3.5ns	≤1.7ns	≤3.5ns	≤1.7ns
Channel	4						
Display	8" color LCD, 800 x 600 pixels display						
Input Impedance	1MΩ ± 2%, in parallel with 15pF ± 5pF						
Channel Isolation	50Hz : 100 : 1, 10MHz : 40 : 1						
Max Input Voltage	1MΩ ≤ 300Vrms;						
DC Accuracy	average ≥ 16: ± (3% + 0.05div) for ΔV						
Probe Attenuation Factor	0.001X - 1000X, step by 1 - 2 - 5						
LF Respond (AC, -3dB)	≥5Hz						
Sample Rate / Relay Time Accuracy	±2.5 ppm						
Interpolation	(sinx) / x, x						
Interval (ΔT) Accuracy (full bandwidth)	Single: ±(1 interval time + 1ppm x reading + 0.6ns); Average > 16: ±(1 interval time + 1ppm x reading + 0.4ns)						
Input Coupling	DC, AC, GND						
Vertical Sensitivity	1mV/div - 10V/div (at input)						
Trigger Type	Edge, Video, Pulse, Slope, Runt, Windows, Timeout, Nth Edge, Logic, I ² C, SPI, RS232, and CAN (optional)						
Bus Decoding(optional)	I ² C, SPI, RS232, CAN						
Trigger Mode	Auto, Normal, and Single						
Vertical Range	±2V(1mV/div ~ 50mV/div); ±20V(100mV/div ~ 1V/div); ±200V(2V/div ~ 10V/div)						
Line / Field Frequency (video)	NTSC, PAL and SECAM standard						
Cursor Measurement	ΔV, and ΔT between cursors, ΔV and ΔT between cursors, and auto- cursors						
Automatic Measurement	Vpp, Vavg, Vrms, Freq, Period, Week RMS, Cursor RMS, Vmax, Vmin, Vtop, Vbase, Vamp, Overshoot, Phase A→B ↑, Phase A→B↓, Preshoot, Rise Time, Fall Time, +Width, -Width, +Duty, -Duty, Duty Cycle, Delay A→B ↑, Delay A→B↓, +Pulse Count, -Pulse Count, Rise Edge Count, Fall Edges Count, Area, Cycle Area						
Waveform Math	+, -, ×, ÷, FFT, FFTrms, Intg, Diff, Sqrt, User Defined Function, digital filter (low pass, high pass, band pass, band reject)						
Waveform Storage	100 waveforms						
Lissajou's	full bandwidth	Full bandwidth					

Figure	±3 degrees	±3 degrees
Communication Interface	USB host, USB device, USB port for PictBridge, Trig Out (P/F), LAN, and VGA (optional)	
Frequency Counter	available	
Power Supply	100V - 240V AC, 50/60Hz, CAT II	
Fuse	2A, T class, 250V	
Battery (optional)	3.7V, 13200mA	
Dimension (W x H x D)	340mmx177mmx90mm	

+ Optional Module / Function

VGA	VGA+AV port
MTS	Touch screen(capacitor-type)

+ Optional Decoding Kit

RS232	RS232
SPI	SPI
I ² C	I ² C
CAN	CAN

+ Accessories


The accessories subject to final delivery.



Power Cord



CD Rom



Manual



USB



Probe



Probe Adjust

optional accessories:



Multimeter Lead



Q9



Capacitance Ext Module



Battery



Soft Bag



mobile app accessible via scanning QR code

X-ON Electronics

Largest Supplier of Electrical and Electronic Components

Click to view similar products for [Benchtop Oscilloscopes](#) category:

Click to view products by [OWON](#) manufacturer:

Other Similar products are found below :

[TBS2102B](#) [TBS1102C](#) [TBS1202C](#) [DSO3064A](#) [DSO5102P](#) [MSO5062D](#) [CC-650](#) [GDS-2072A](#) [GDS-2074E](#) [GDS-2202E](#) [GDS-2204E](#) [2555](#)
[2557](#) [2568](#) [BK2190E](#) [HDO4104A](#) [HDO4024A](#) [2540C](#) [2542C](#) [2569-MSO](#) [2190E](#) [DSOX2004A/DSO0000-903](#) [GDS-2202A](#) [MDO-2202EG](#)
[MDO-2204EX](#) [HANTEK DSO4084B](#) [HANTEK DSO4084C](#) [HANTEK DSO4104B](#) [HANTEK DSO4104C](#) [HANTEK DSO4204B](#) [HANTEK](#)
[DSO4204C](#) [HANTEK DSO4254B](#) [DSO-2090](#) [DSO-2150](#) [DSO5062B](#) [RTB2K-202](#) [RTC1K-COM2](#) [UTD2025CL](#) [UTD2052CL](#) [CC-65](#)
[MSO5202D](#) [PICOSCOPE5444DMSO](#) [GDS-1054B](#) [GDS-1074B](#) [GDS-1102B \(CE\) 2CH](#) [GDS-1104B](#) [GDS-2072E](#) [GDS-2102E](#) [ANALOG](#)
[DISCOVERY 2 PRO BUNDLE](#) [AX-DS1052CFM](#)