

SMB



Features

- High forward surge capability
- Glass passivated junction
- Low Zener Impedance
- Power Dissipation of 3000mW
- High Stability and High Reliability
- Halogen free and RoHS compliant

Mechanical Data

- CASE: SMBJ(DO-214AA) Molded Plastic
- Polarity: Color band denotes cathode end
- Mounting position: ANY
- Weight: 0.0035 ounces, 0.098 gram

Maximum Ratings & Electrical Characteristics

(Ratings at 25°C ambient temperature unless otherwise specified.)

Parameter	Symbol	Value	Unit
DC power dissipation at TL=75°C, measure at zero lead length (Note 1) derate above 75°C	P _D	3.0	W
		40	mW/°C
Junction to ambient thermal resistance	R _{thJA}	226	°C/W
Junction to lead thermal resistance	R _{thJL}	25	°C/W
Junction Temperature Range	T _J	- 55 to + 150	°C
Storage Temperature Range	T _{STG}	- 55 to + 150	°C

Note: 1. Mounted on Cu-Pad size 5mm x 5mm on PCB.

Electrical Characteristics

(Ratings at 25°C ambient temperature unless otherwise specified.)

Type	Marking	Nominal Zener Voltage ⁽³⁾				Zener Impedance ⁽⁴⁾			Leakage Current		Maximum DC Zener Current I _{ZK} (mA)(DC)
		V _Z			I _{ZT}	Z _{ZT} @ I _{ZT}	Z _{ZK} @ I _{ZK}		I _R @ V _R		
		Min (V)	Nom (V) ⁽²⁾	Max (V)	(mA)	(Ω)	(Ω)	(mA)	(μA)	(V)	
1SMB5913B	913B	3.13	3.3	3.47	113.6	10	500	1	100	1	454
1SMB5914B	914B	3.42	3.6	3.78	104.2	9	500	1	75	1	416
1SMB5915B	915B	3.70	3.9	4.10	96.1	7.5	500	1	25	1	384
1SMB5916B	916B	4.08	4.3	4.52	87.2	6	500	1	5	1	348
1SMB5917B	917B	4.46	4.7	4.94	79.8	5	500	1	5	1.5	319
1SMB5918B	918B	4.84	5.1	5.36	73.5	4	350	1	5	2	294
1SMB5919B	919B	5.32	5.6	5.88	66.9	2	250	1	5	3	267
1SMB5920B	920B	5.89	6.2	6.51	60.5	2	200	1	5	4	241
1SMB5921B	921B	6.46	6.8	7.14	55.1	2.5	200	1	5	5.2	220
1SMB5922B	922B	7.12	7.5	7.88	50	3	400	0.5	5	6	200
1SMB5923B	923B	7.79	8.2	8.61	45.7	3.5	400	0.5	5	6.5	182
1SMB5924B	924B	8.64	9.1	9.56	41.2	4	500	0.5	5	7	164
1SMB5925B	925B	9.5	10	10.5	37.5	4.5	500	0.25	5	8	150
1SMB5926B	926B	10.45	11	11.55	34.1	5.5	550	0.25	1	8.4	136
1SMB5927B	927B	11.4	12	12.6	31.2	6.5	550	0.25	1	9.1	125
1SMB5928B	928B	12.35	13	13.65	28.8	7	550	0.25	1	9.9	115
1SMB5929B	929B	14.25	15	15.75	25	9	600	0.25	1	11.4	100

Type	Marking	Nominal Zener Voltage ⁽³⁾				Zener ⁽⁴⁾ Impedance			Leakage Current		Maximum DC Zener Current
		V _z			I _{zr}	Z _{zr} @ I _{zr}	Z _{zk} @ I _{zk}	I _r @ V _r			
		Min (V)	Nom (V)	Max (V)	(mA)	(Ω)	(Ω)	(μA)	(V)		
1SMB5930B	930B	15.2	16	16.8	23.4	10	600	0.25	1	12.2	93
1SMB5931B	931B	17.1	18	18.9	20.8	12	650	0.25	1	13.7	83
1SMB5932B	932B	19	20	21	18.7	14	650	0.25	1	15.2	75
1SMB5933B	933B	20.9	22	23.1	17	17.5	650	0.25	1	16.7	68
1SMB5934B	934B	22.8	24	25.2	15.6	19	700	0.25	1	18.2	62
1SMB5935B	935B	25.65	27	28.35	13.9	23	700	0.25	1	20.6	55
1SMB5936B	936B	28.5	30	31.5	12.5	28	750	0.25	1	22.8	50
1SMB5937B	937B	31.35	33	34.65	11.4	33	800	0.25	1	25.1	45
1SMB5938B	938B	34.2	36	37.8	10.4	38	850	0.25	1	27.4	41
1SMB5939B	939B	37.05	39	40.95	9.6	45	900	0.25	1	29.7	38
1SMB5940B	940B	40.85	43	45.15	8.7	53	950	0.25	1	32.7	34
1SMB5941B	941B	44.65	47	49.35	8	67	1000	0.25	1	35.8	31
1SMB5942B	942B	48.45	51	53.55	7.3	70	1100	0.25	1	38.8	29
1SMB5943B	943B	53.2	56	58.8	6.7	86	1300	0.25	1	42.6	26
1SMB5944B	944B	58.9	62	65.1	6	100	1500	0.25	1	47.1	24
1SMB5945B	945B	64.6	68	71.4	5.5	120	1700	0.25	1	51.7	22
1SMB5946B	946B	71.25	75	78.75	5	140	2000	0.25	1	56	20
1SMB5947B	947B	77.9	82	86.1	4.6	160	2500	0.25	1	62.2	18
1SMB5948B	948B	86.45	91	95.55	4.1	200	3000	0.25	1	69.2	16
1SMB5949B	949B	95	100	105	3.7	250	3100	0.25	1	76	15
1SMB5950B	950B	104.5	110	115.5	3.4	300	4000	0.25	1	83.6	13
1SMB5951B	951B	114	120	126	3.1	380	4500	0.25	1	91.2	12
1SMB5952B	952B	123.5	130	136.5	2.9	450	5000	0.25	1	98.8	11
1SMB5953B	953B	142.5	150	157.5	2.5	600	6000	0.25	1	114	10
1SMB5954B	954B	152	160	168	2.3	700	6500	0.25	1	121.6	9
1SMB5955B	955B	171	180	189	2.1	900	7000	0.25	1	136.8	8
1SMB5956B	956B	190	200	210	1.9	1200	8000	0.25	1	152	7

Note : (1) Suffix " A " indicates ± 10% tolerance, suffix " B " indicates ± 5.0% tolerance.

Ratings and Characteristic Curves

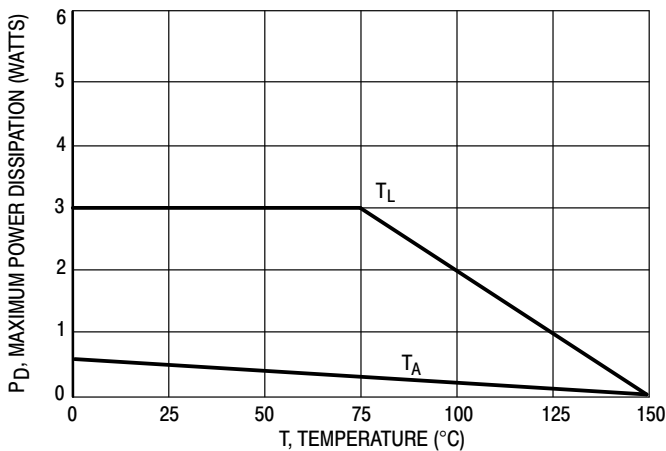


Figure 1. Steady State Power Derating

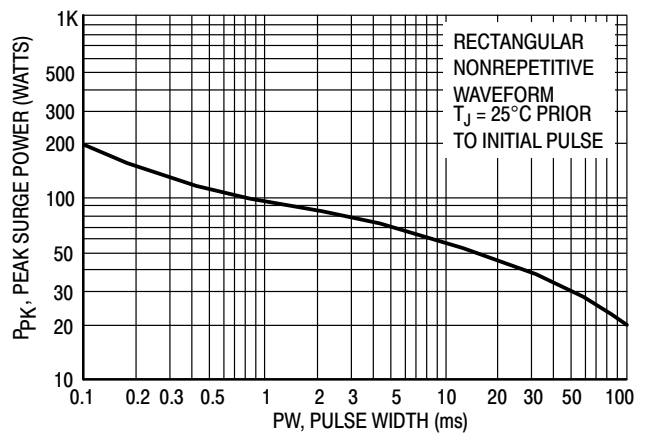


Figure 2. Maximum Surge Power

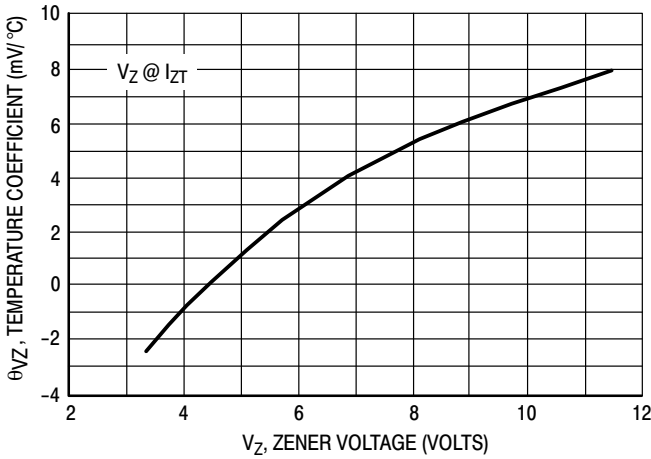


Figure 3. Zener Voltage – To 12 Volts

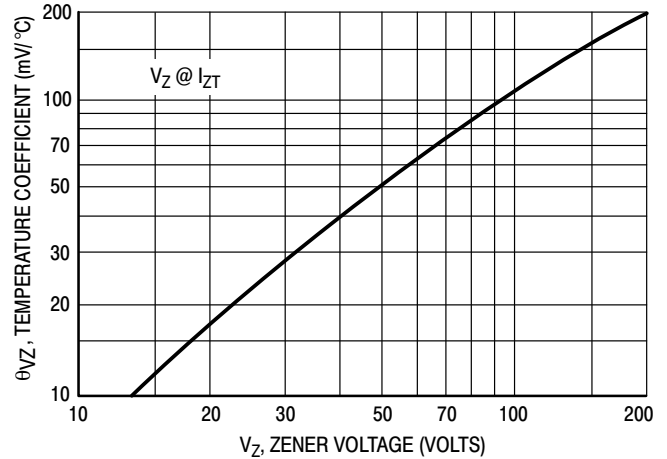


Figure 4. Zener Voltage – 14 To 200 Volts

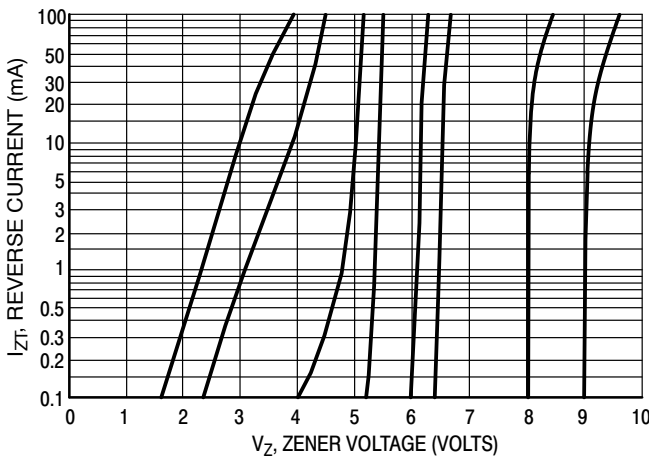


Figure 5. $V_Z = 3.3$ thru 10 Volts

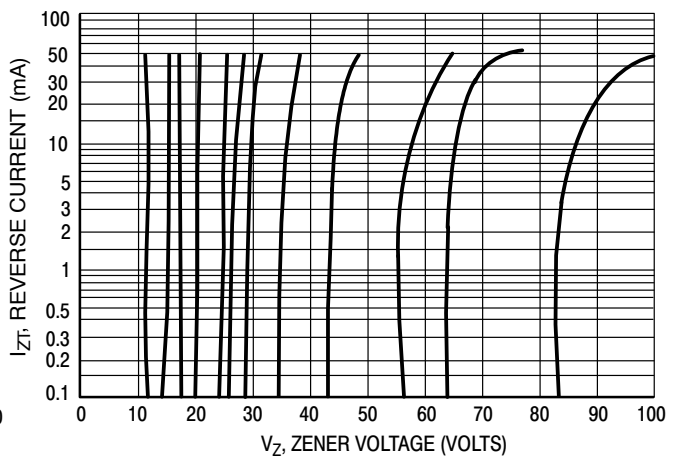


Figure 6. $V_Z = 12$ thru 82 Volts

Summary of Packing Options

Package	Packing Description	Packing Quantity	Industry Standard
SMB	Tape/Reel, 13" reel	3000	EIA-481-1

Package Outline Dimensions: SMB(DO-214AA)

Dim	Millimeters		Inches	
	Min	Max	Min	Max
L	4.4	4.6	0.173	0.181
D	3.5	3.7	0.138	0.146
D1	1.9	2.1	0.075	0.083
T	5.1	5.48	0.201	0.216
T1	1.0	1.6	0.039	0.063
d	-	0.2	-	0.008
H	2.2	2.45	0.087	0.096
H1	2.15	2.35	0.085	0.093

X-ON Electronics

Largest Supplier of Electrical and Electronic Components

Click to view similar products for [Zener Diodes](#) category:

Click to view products by [PAKER Microelectronics](#) manufacturer:

Other Similar products are found below :

[RKZ13B2KG#P1](#) [DL5234B](#) [1N4682](#) [1N4693](#) [1N4732A](#) [1N4736A](#) [1N4750A](#) [1N4759ARL](#) [1N5241B](#) [1N5365B](#) [1N5369B](#) [1N747A](#)
[1N964B](#) [1N966B](#) [1N968B](#) [1N972B](#) [JANS1N4974US](#) [1N4692](#) [1N4702](#) [1N4704](#) [1N4711](#) [1N4714](#) [1N4745ARL](#) [1N4752ARL](#) [1N4760ARL](#)
[1N5221B](#) [1N5242BTR](#) [1N5350B](#) [1N5352B](#) [1N961BRR1](#) [1N964BRL](#) [RKZ5.1BKU#P6](#) [3SMAJ5946B-TP](#) [3SMAJ5950B-TP](#)
[MMSZ5230BQ-13-F](#) [MMSZ5232BQ-13-F](#) [BZX84C7V5](#) [3SMAJ5945B-TP](#) [3SMAJ5947B-TP](#) [3SMBJ5941B-TP](#) [DZ2S240M0L](#) [SMAZ27-](#)
[TP](#) [ZMM5224B-7](#) [RD16UM-T1-A](#) [RD39S-T1-A](#) [RD10S-T1-A](#) [CDZT2R5.6B](#) [1N4762A G](#) [Z1SMA18](#) [JANTX1N4553B](#)