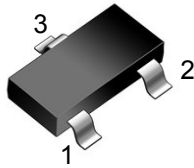
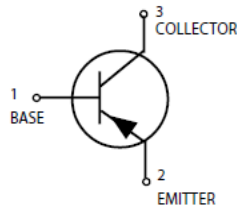


**SOT-23**



MARKING: 2L



**Features**

- As complementary type the transistor PMBT5551 is recommended
- Epitaxial planar die construction
- Halogen free and RoHS compliant

**Mechanical Data**

SOT-23 Small Outline Plastic Package  
Epoxy UL: 94V-0

**Summary of Packing Options**

Package	Packing Description	Packing Quantity	Industry Standard
SOT-23	Tape/Reel,7" reel	3000	EIA-481-1

**Maximum Ratings & Thermal Characteristics**

(Ratings at 25°C ambient temperature unless otherwise specified.)

Parameters	Symbol	Value	Unit
Collector-Base Voltage	V <sub>CB0</sub>	-160	V
Collector-Emitter Voltage	V <sub>CEO</sub>	-150	V
Emitter -Base Voltage	V <sub>EBO</sub>	-5	V
Collector Current-Continuous	I <sub>C</sub>	-600	mA
Collector Power Dissipation	P <sub>C</sub>	300	mW
Junction Temperature	T <sub>J</sub>	150	°C
Storage Temperature	T <sub>stg</sub>	-55-+150	°C
Thermal resistance From junction to ambient	R <sub>θJA</sub>	416	°C/W

**Electrical Characteristics**

(Ratings at 25°C ambient temperature unless otherwise specified).

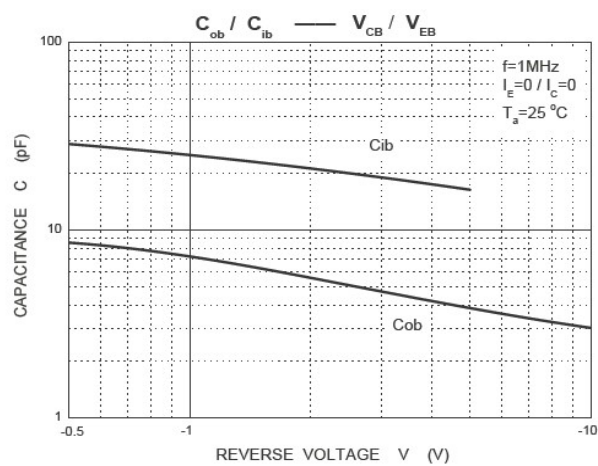
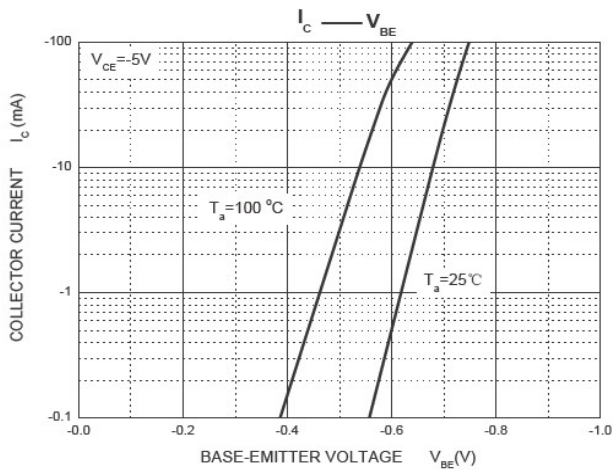
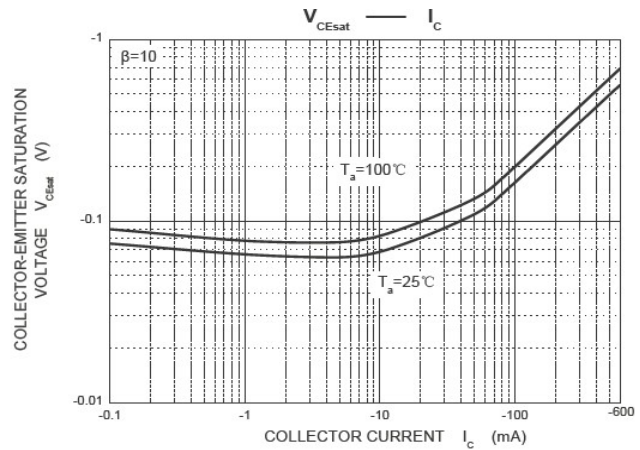
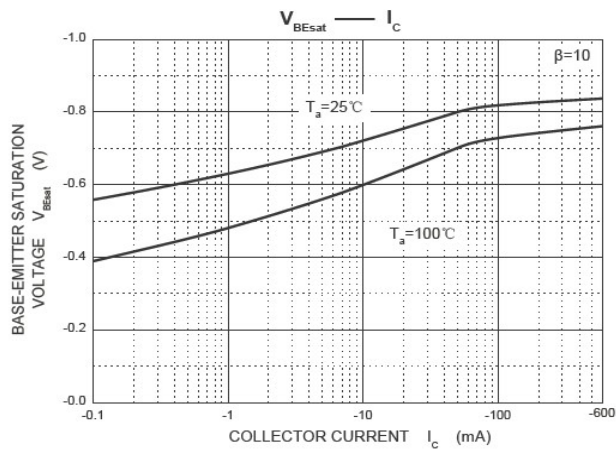
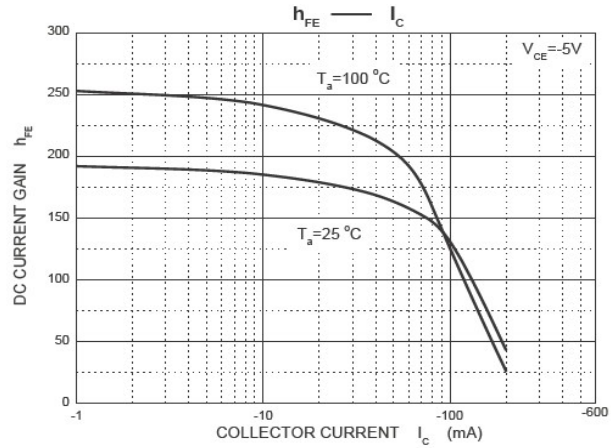
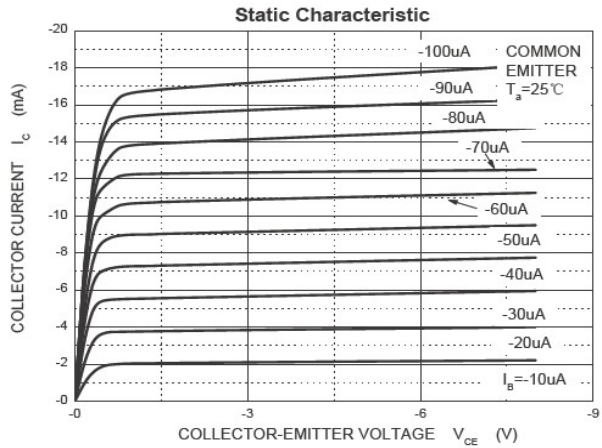
Parameter	Symbols	Test Condition	Limits		Unit
			Min	Max	
Collector-base breakdown voltage	V(BR)CBO	I <sub>C</sub> =-100uA, I <sub>E</sub> =0	-160		V
Collector-emitter breakdown voltage	V(BR)CEO *	I <sub>C</sub> =-1mA, I <sub>B</sub> =0	-150		V
Emitter-base breakdown voltage	V(BR)EBO	I <sub>E</sub> =-10uA, I <sub>C</sub> =0	-5		V
Collector cut-off current	I <sub>CB0</sub>	V <sub>CB</sub> =-120V, I <sub>E</sub> =0		-100	nA
Emitter cut-off current	I <sub>EBO</sub>	V <sub>EB</sub> =-4V, I <sub>C</sub> =0		-100	nA
DC current gain	h <sub>FE</sub> (1) *	V <sub>CE</sub> =-5V, I <sub>C</sub> =-1mA	80		
	h <sub>FE</sub> (2) *	V <sub>CE</sub> =-5V, I <sub>C</sub> =-10mA	100	300	
	h <sub>FE</sub> (3) *	V <sub>CE</sub> =-5V, I <sub>C</sub> =-50mA	30		
Collector-emitter saturation voltage	V <sub>CE(sat)1</sub> *	I <sub>C</sub> =-10mA, I <sub>B</sub> =-1mA		-0.2	V
	V <sub>CE(sat)2</sub> *	I <sub>C</sub> =-50mA, I <sub>B</sub> =-5mA		-0.5	V
Base -emitter saturation voltage	V <sub>BE(sat)1</sub> *	I <sub>C</sub> =-10mA, I <sub>B</sub> =-1mA		-1.00	V
	V <sub>BE(sat)2</sub> *	I <sub>C</sub> =-50mA, I <sub>B</sub> =-5mA		-1.00	V
Transition frequency	f <sub>T</sub>	V <sub>CE</sub> =-5V, I <sub>C</sub> =10mA, f=30MHz	100		MHz

\*Pulse test: pulse width ≤ 300us, duty cycle ≤ 2.0%

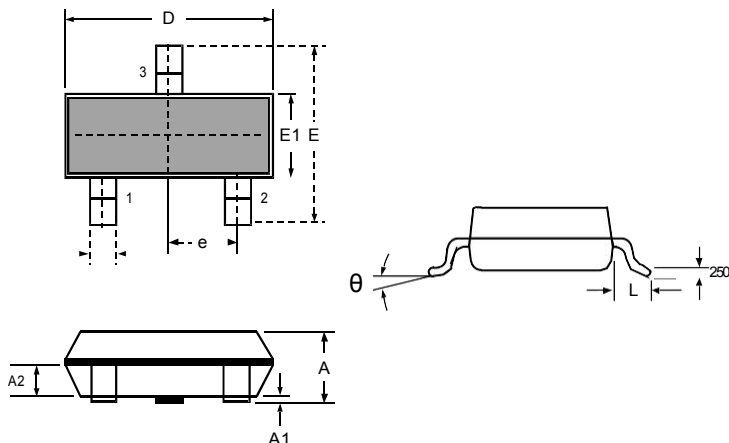
**CLASSIFICATION OF h<sub>FE</sub>(2)**

HFE	100-300	
RANK	L	H
RANGE	100-200	200-300

## Ratings and Characteristic Curves



## Package Outline Dimensions: SOT-23



### DIMENSIONS

SYMBOL	MILLIMETER		INCHES	
	MIN	MAX	MIN	MAX
A	0.900	1.150	0.035	0.045
A1	0.000	0.100	0.000	0.004
A2	0.900	1.050	0.035	0.041
D	2.800	3.000	0.110	0.118
b	0.300	0.500	0.012	0.020
E	2.250	2.550	0.089	0.100
E1	1.200	1.400	0.047	0.055
e	0.950 BSC		0.037 BSC	
L	0.300	0.500	0.012	0.020
$\theta$	0	8°	0	8°

## X-ON Electronics

Largest Supplier of Electrical and Electronic Components

*Click to view similar products for [Bipolar Transistors - BJT category](#):*

*Click to view products by [PAKER Microelectronics manufacturer](#):*

Other Similar products are found below :

[BC559C](#) [MCH4017-TL-H](#) [MMBT-2369-TR](#) [BC546/116](#) [NJVMJD148T4G](#) [NTE16](#) [NTE195A](#) [IMX9T110](#) [2N4401-A](#) [2N4403](#) [2N6728](#)  
[2SA1419T-TD-H](#) [2SA2126-E](#) [2SB1204S-TL-E](#) [FMC5AT148](#) [2N2369ADCSM](#) [2N2907A](#) [2N3904-NS](#) [2N5769](#) [2SC4618TLN](#) [CPH6501-](#)  
[TL-E](#) [MCH4021-TL-E](#) [Jantx2N5416](#) [US6T6TR](#) [BAX18/A52R](#) [BC556/112](#) [IMZ2AT108](#) [MMST8098T146](#) [UMX21NTR](#) [MCH6102-TL-E](#)  
[TTA1452B,S4X\(S](#) [2N3879](#) [NTE13](#) [NTE282](#) [NTE323](#) [NTE350](#) [NTE81](#) [JANTX2N2920L](#) [JANTX2N3735](#) [JANSR2N2222AUB](#)  
[CMLT3946EG TR](#) [SNSS40600CF8T1G](#) [CMLT3906EG TR](#) [GRP-DATA-JANS2N2907AUB](#) [GRP-DATA-JANS2N2222AUA](#)  
[MMDT3946FL3-7](#) [2N4240](#) [MSB30KH-13](#) [2N2221AUB](#) [2SD1815T-TL-E](#)